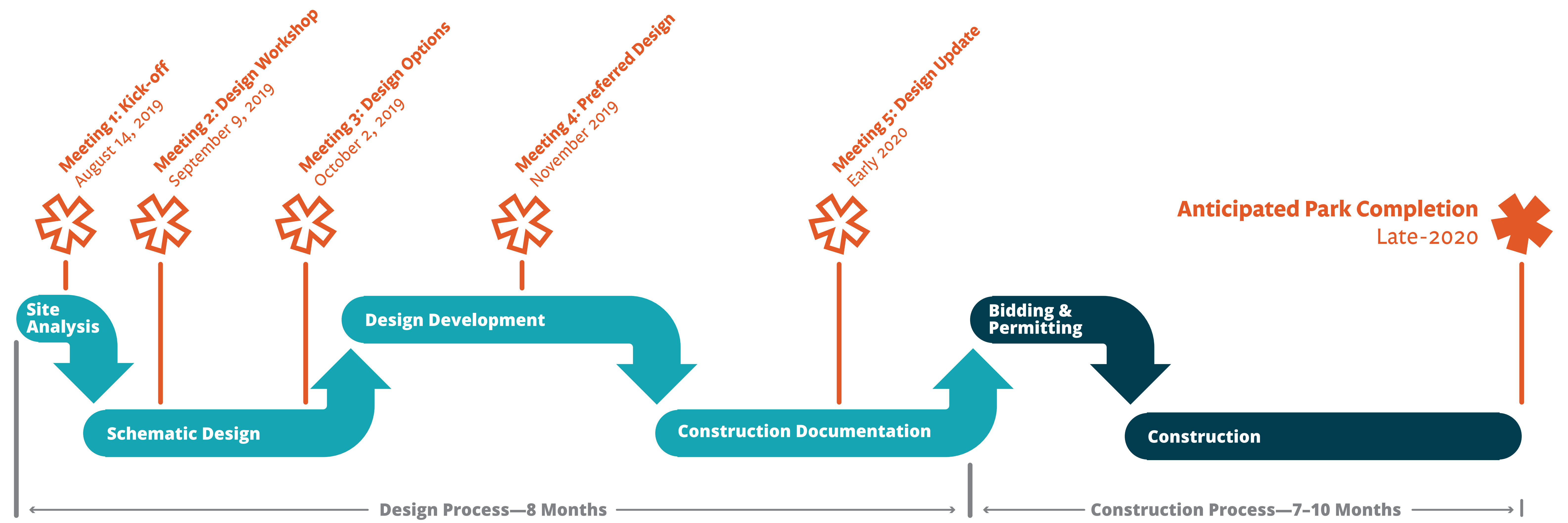


# PROJECT OVERVIEW

## Timeline



## Site Location & Nearby Parks



### Parks within a 5-Minute Walk

- Prince Street Park**  
Tennis Courts, Skating Rink
- DeFilippo Playground**  
Sports Facility, Handball, Basketball, Street Hockey, Playground, Play Structures For Ages 2-12
- RUFF North End Dog Park**  
Dog Park
- Copp's Hill Burying Ground & Terrace**  
Cemetery, Natural Features, Scenic Vista
- Paul Revere Mall**  
Plaza, Public Art
- Polcari Park**  
Sports Facility, Full Basketball Court
- Cutillo Park**  
Playground For Ages 5-12, Swings, Sports Facility, Basketball
- North End Parks**  
Pergola, Fountain, Lawn, Gardens
- City Hall Plaza**  
Plaza
- New Chardon Square**  
Plaza
- Portal Park & South Bank Park**  
Seating



# WHAT WE'VE HEARD

The feedback below was either received on August 14, 2018 at the first Parcel 2 meeting, via Twitter, or via email.

## What opportunities do you see for Parcel 2?



#GreenwayP2  
"This should be a place for food trucks."

#GreenwayP2 whatever it is, it should include pull-up bars. several of them. central rock & row republic are already nearby; let's make this vacant parcel active.

#GreenwayP2  
"Sloped grass starting at grade on the south and terminating in a series of curved steps about 6-8 ft below grade on the north. White sail-like canopy cantilevered over steps & 50% of grassy slope. Key is below grade to give 'conversation pit' feel."

#GreenwayP2  
"This area cries for nature to offset the grim concrete and exhaust mix: plant a few lovely stands of trees, birches, knobby pines, and a few benches. Keep it simple. Uncrowd it. As our planet burns. Call in nature."

#GreenwayP2  
"What about capturing a changing city with something like #NTShifting-Shores?"

#GreenwayP2  
"Would love to see a community garden across the street."

We should have a giant statue or item of sorts that represents the area. Giant Lobster, BeanPot, Clam, etc so it is symbolic and a tourist attraction. Philly's Love. NYC's Apple. Minneapolis's Cherry. #GreenwayP2

Vertical Steel Beams from the CA/T along the edge of North Washington Street

A moveable shade that comes out of a shadow/sun analysis.

#GreenwayP2  
- Large tables to facilitate outdoor meetings/ lunches  
- Pull up bars  
- Bike racks  
- Shade/ misting stations  
- Small area dedicated for pets

"... Cover the entire lot with pavers and put a huge piece of soon-to-be iconic modern art by a reputable sculptor/artist in the middle of it. People can appreciate it from afar as they pass by..."

#GreenwayP2  
"There should be a golf putting green put in. That would be an ideal use of the space."



#GreenwayP2  
"Have you considered year-round rotating exhibits of art produced by Boston students? Could have sections for different levels of K-12, as well as college students. It would draw students & their friends & families."

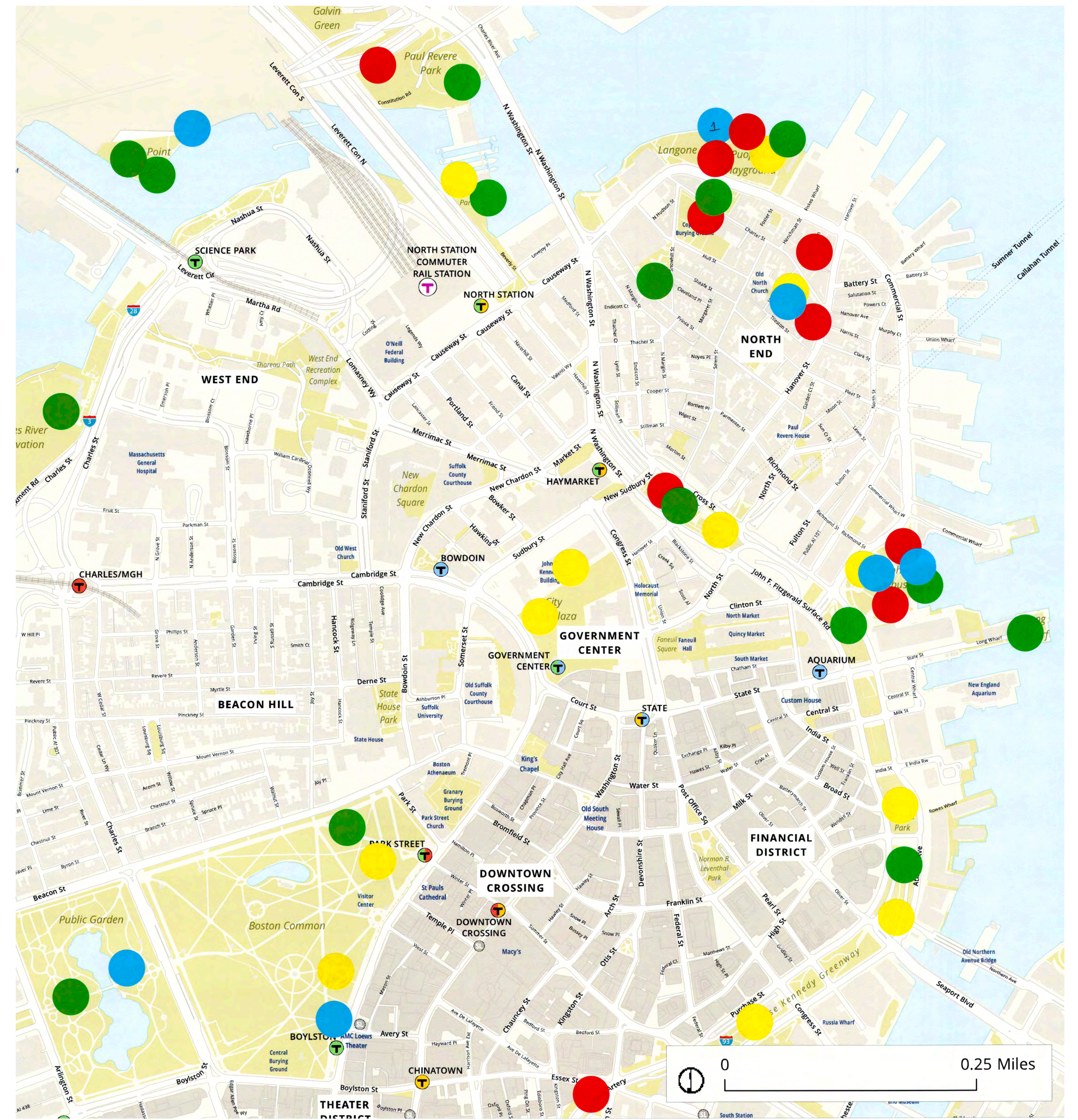
"Could we build tiers of park space? Could we build open space with decks?"

"...An interesting combination of curved concrete seating, block wooden benches, and these awesome green walls that will absorb some of the pollution from the cars...And you could put information on the site about the City's green initiatives."

Just please DO NOT make it a dog park. Make it green and accessible / useful to everyone. Terrible spot for a dog park.

"A dog park for #GreenwayP2 would be great."

## What other parks do you frequently visit in the area?


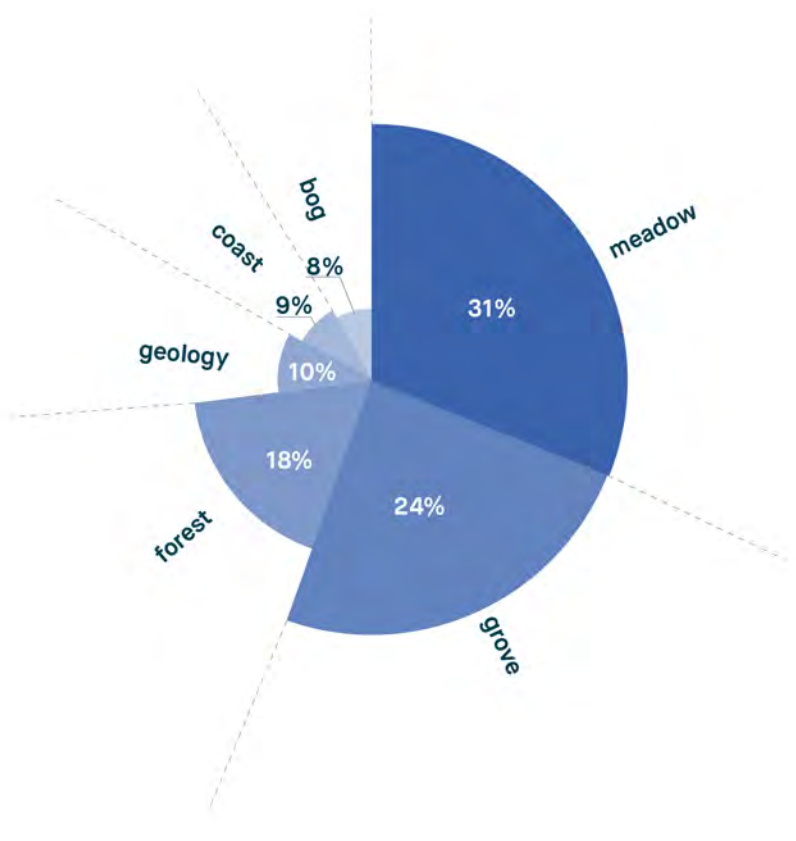


# COMMUNITY FEEDBACK | PARCEL 2 OPEN HOUSE NO. 2

OPEN HOUSE - September 9, 2019

At the second Open House for the Parcel 2 Park Design, community members were asked to describe their preferences and aversions in the form of a feedback board. Below are the results of the activity. Our system for tallying votes is as follows: 3 points for "First Choice", 2 points for "Second Choice", 1 point for "Third Choice". Each Veto receives one point in the red Veto column.

## Character? | SEARCHING FOR A FEELING...




MEADOW


46



GROVE


36 1



NEW ENGLAND FOREST


26 2



NEW ENGLAND GEOLOGY

|||||  
|||

15 1



NEW ENGLAND COAST

|||||  
|||

13 3



BOG

|||||  
|||

12 9

TALLY:


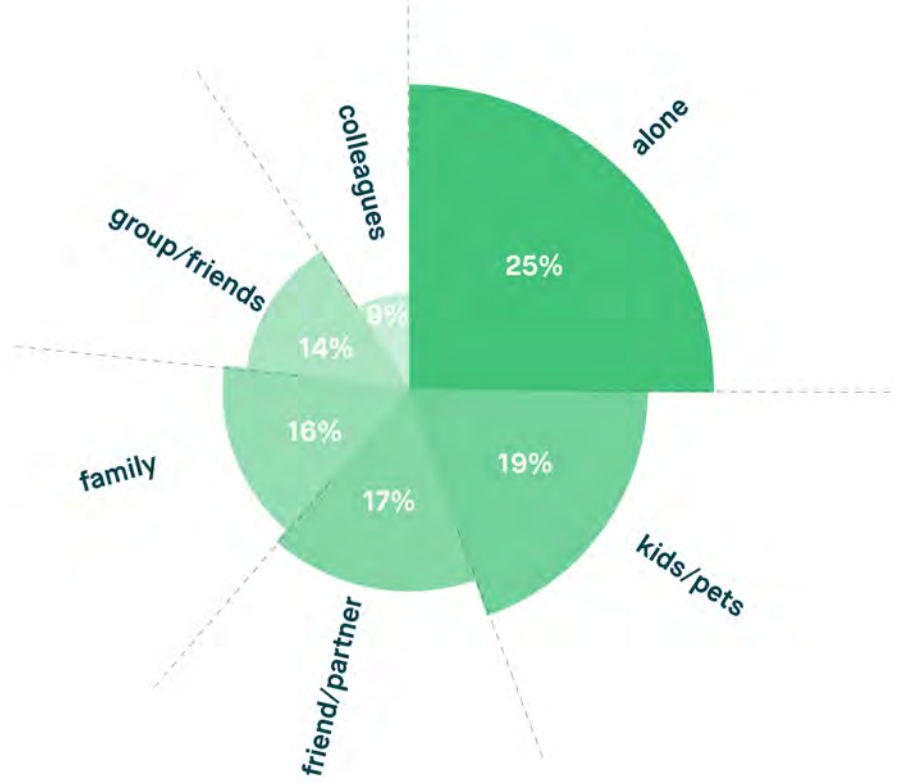
NOTES:

- For Bees!
- should be small
- More trees or shrubs and fewer flowers/low shrubs
- unrealistic
- more evergreen trees than deciduous
- Trees for Shade!
- stones will hold the heat
- unrealistic
- Bog has a negative connotation-mosquitos

## Wild Card / What did we forget?

- Shrubs and tables with umbrellas
- Control squatters/homeless persons
- Raised areas, wild flowers, native grasses, shrubs, NOT lawn/mulch
- Clear walkways
- Butterfly Garden
- Steel beams could hold lights, signs and maybe audio speakers for music
- Grass/flowers/shrubs
- Raise walkway with plantings consistent with other Greenway spaces
- There is so little nature in our neighborhood please let this be an opportunity for greenery rather than more hard surfaces.
- Veto Dog Park + Dog-friendly Park
- Please combine elements - NE Geology + History, for example.
- Hopefully the space can appeal to many. It is hard to choose between "alone" or "work colleagues"
- Tourists visiting Boston can learn about history of Big Dig project or signature Art Sculpture
- How do we deal with dog waste/smell? Dogs will use the space.
- Careful not to turn this into a place for homeless people who crowd around this area.
- ADA access please
- Bookshelves / Library
- More nature, less commerce, please!
- Mini-golf + curling space for temporary recreation
- More options that celebrate history of Mill Pond + old Boston \_ CA/T infrastructure.
- These activities may happen, but don't count on them to "make" the place.
- Site is too small for a dog park
- The City of Boston recently purchased a number of benches and are looking for locations. Could these be used?
- Highlight Mill Pond, Bullfinch Triangle History
- We really appreciate your inviting us to this event. We strongly feel that this parcel can provide a respite from the striving and commerce and fossil fuels that make this area + triangle so grim and sad.
- This is a very loud intersection so I'm not sure how well-used this parcel will be as a park instead of a building, but if it has to be a park, it should be an active, loud and energetic park to drown out/match the loud traffic that surrounds it. There is a similar park nearby on Cross Street that is rarely used because it is designed as a space for respite but no one wants to relax next to a fast-paced roadway.
- Make a 3rd exit at southern point-I will walk through park to cross over to northeast.
- I will cross over several times a week going over to North End, all seasons, all times of day
- Think proactively about the difficult "when", how will it work during these times?
- Families with children are most likely to be in the park in the early and mid afternoon (1-5ish)
- Park should be closed overnight/ gated and locked from 10pm - 6am.
- Speed limit signs and lighting
- I would cross the street if the park were dog friendly
- I want to visit all the time!
- Make sure there is an entrance/exit at the southern end of the park
- Sunset!
- Daily / Random / Neighbor
- Special events; scheduled gatherings
- Errand-running - Daily routes to Library, Post Office, Shops-all in North End.
- Design it!

## With whom? | WHO DO YOU IMAGINE VISITING THE SITE WITH?



ALONE


45 2



CHILDREN/PETS


35 7



FRIEND OR PARTNER

|||||  
|||

30



FAMILY

|||||  
|||

28



FRIENDS / GROUP

|||||  
|||

25 2



WORK COLLEAGUES

|||||  
|||


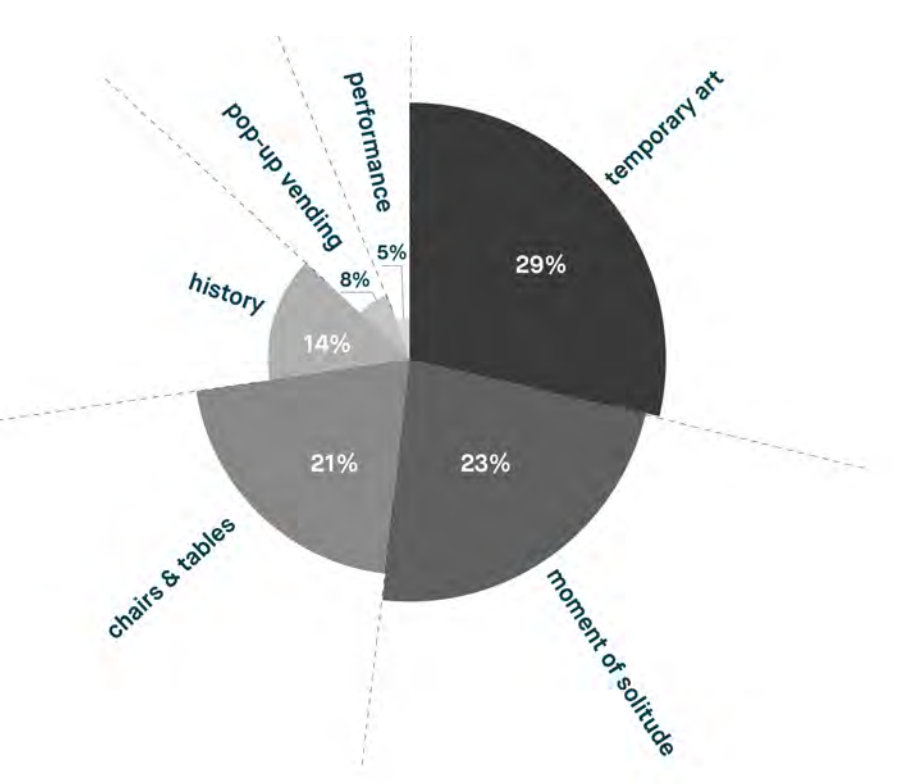
16 2

TALLY:

NOTES:

- grandchildren
- should be pet-friendly, but concerned about over-use
- no pets
- Too much traffic for kids
- Please no poop!
- Yes to Kids, No to Dogs

## Activity | WHAT WOULD YOU LIKE TO DO AT PARCEL 2?



TEMPORARY ART


48 3



MOMENTS OF SOLITUDE


39



FLEXIBLE TABLES & CHAIRS



34 2



HISTORY

|||||  
|||

15



POP-UP VENDING

|||||  
|||

11 13



PERFORMANCE/EXHIBITION

|||||  
|||

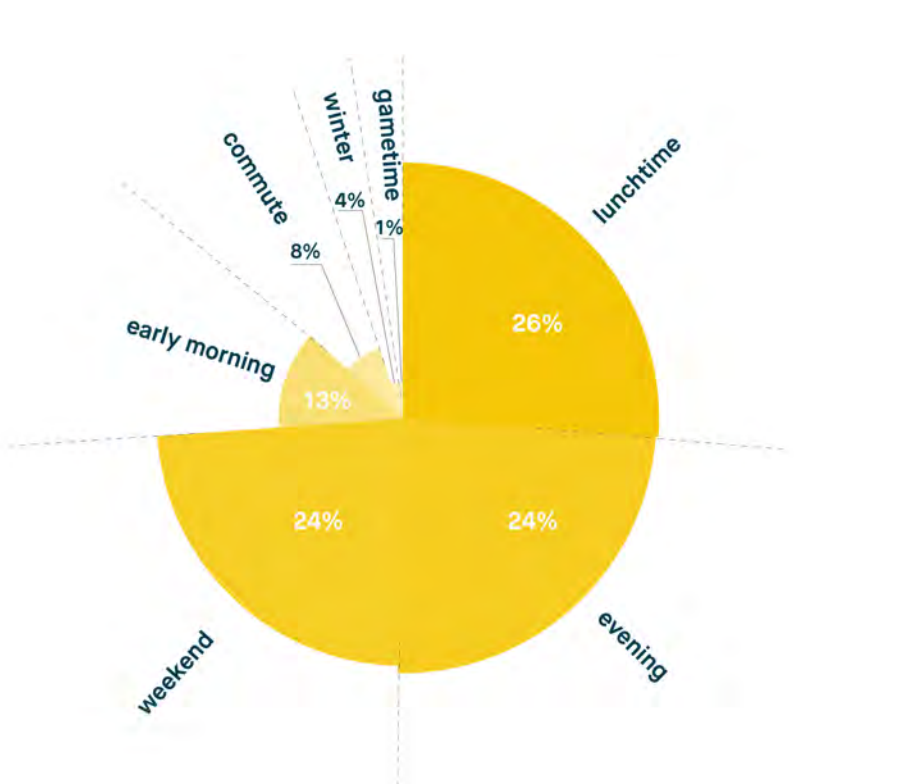
9 9

TALLY:

NOTES:


- permanent seating
- seating area
- Seems difficult with traffic on 3 sides; maybe elevate ground plane
- with umbrellas
- permanent seating (II)
- benches, keep it simple
- park too small for moveable tables and chairs
- porch swings
- For eating lunch and fresh air!
- Bullfinch Triangle history
- For reflection
- Plant vendors
- Plenty of options in the area; would be too crowded

## When? | WHAT TIME OF DAY, OR YEAR, WILL YOU VISIT?



LUNCHTIME


41




EVENING TIME


37



WEEKEND


33



EARLY MORNING

|||||  
|||


23 1



COMMUTE

|||||  
|||

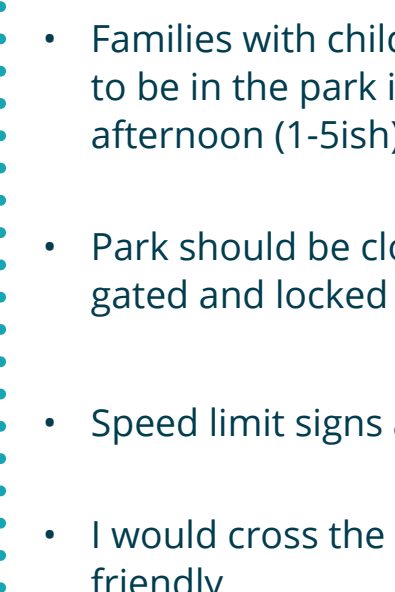
14 1



WINTERTIME

|||||  
|||

7 2



GAMETIME

|||||  
|||

2 10

TALLY:

NOTES:

- Please limit dogs; sitting amongst dog waste is disgusting when eating lunch
- Lighting + uplights for trees
- Safe walkway from home (Avenir) to North End (relaxing and pretty)
- This area is over-used by sales and acquisition and the North Station thing...



ASK +

Unknown Studio

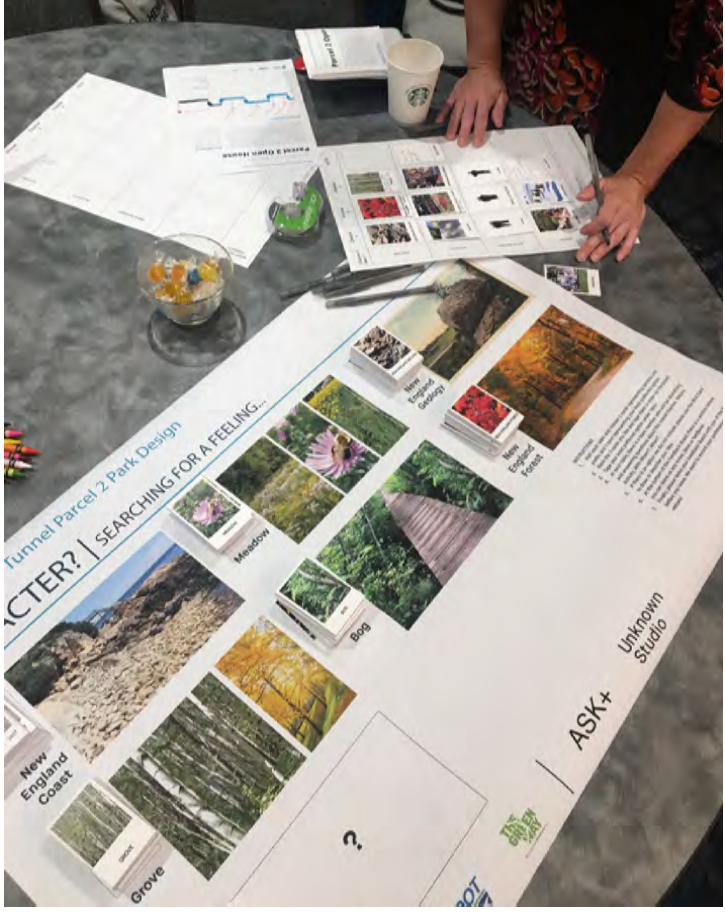
THE VIEWS REPRESENTED ABOVE ARE THOSE OF THE MEMBERS OF THE PUBLIC WHO ATTENDED THE PUBLIC MEETING ON SEPTEMBER 9, 2019. THEY DO NOT REPRESENT THE VIEWS OF THE BPDA.

# COMMUNITY FEEDBACK | PARCEL 2 OPEN HOUSE NO. 2

OPEN HOUSE - September 9, 2019

At the second Open House for the Parcel 2 Park Design, community members were asked to describe their preferences and aversions in the form of a feedback board. Below are the results of the activity.

## FEEDBACK BOARDS



Choice 1	Choice 2	Choice 3	VETO

Choice 1	Choice 2	Choice 3	VETO


Choice 1	Choice 2	Choice 3	VETO

Choice 1	Choice 2	Choice 3	VETO

Choice 1	Choice 2	Choice 3	VETO

Choice 1	Choice 2	Choice 3	VETO

Choice 1	Choice 2	Choice 3	VETO



Choice 1	Choice 2	Choice 3	VETO

Choice 1	Choice 2	Choice 3	VETO

Choice 1	Choice 2	Choice 3	VETO

Choice 1	Choice 2	Choice 3	VETO

Choice 1	Choice 2	Choice 3	VETO

Choice 1	Choice 2	Choice 3	VETO

Choice 1	Choice 2	Choice 3	VETO

Choice 1	Choice 2	Choice 3	VETO

Choice 1	Choice 2	Choice 3	VETO

Choice 1	Choice 2	Choice 3	VETO

Choice 1	Choice 2	Choice 3	VETO

Choice 1	Choice 2	Choice 3	VETO

Choice 1	Choice 2	Choice 3	VETO

Choice 1	Choice 2	Choice 3	VETO

Choice 1	Choice 2	Choice 3	VETO

Choice 1	Choice 2	Choice 3	VETO

Choice 1	Choice 2	Choice 3	VETO

Choice 1	Choice 2	Choice 3	VETO

Choice 1	Choice 2	Choice 3	VETO

Choice 1	Choice 2	Choice 3	VETO

Choice 1	Choice 2	Choice 3	VETO

Choice 1	Choice 2	Choice 3	VETO

Choice 1	Choice 2	Choice 3	VETO

Choice 1	Choice 2	Choice 3	VETO

# THIS WAS ONCE A POND | DESIGN CONCEPT 1

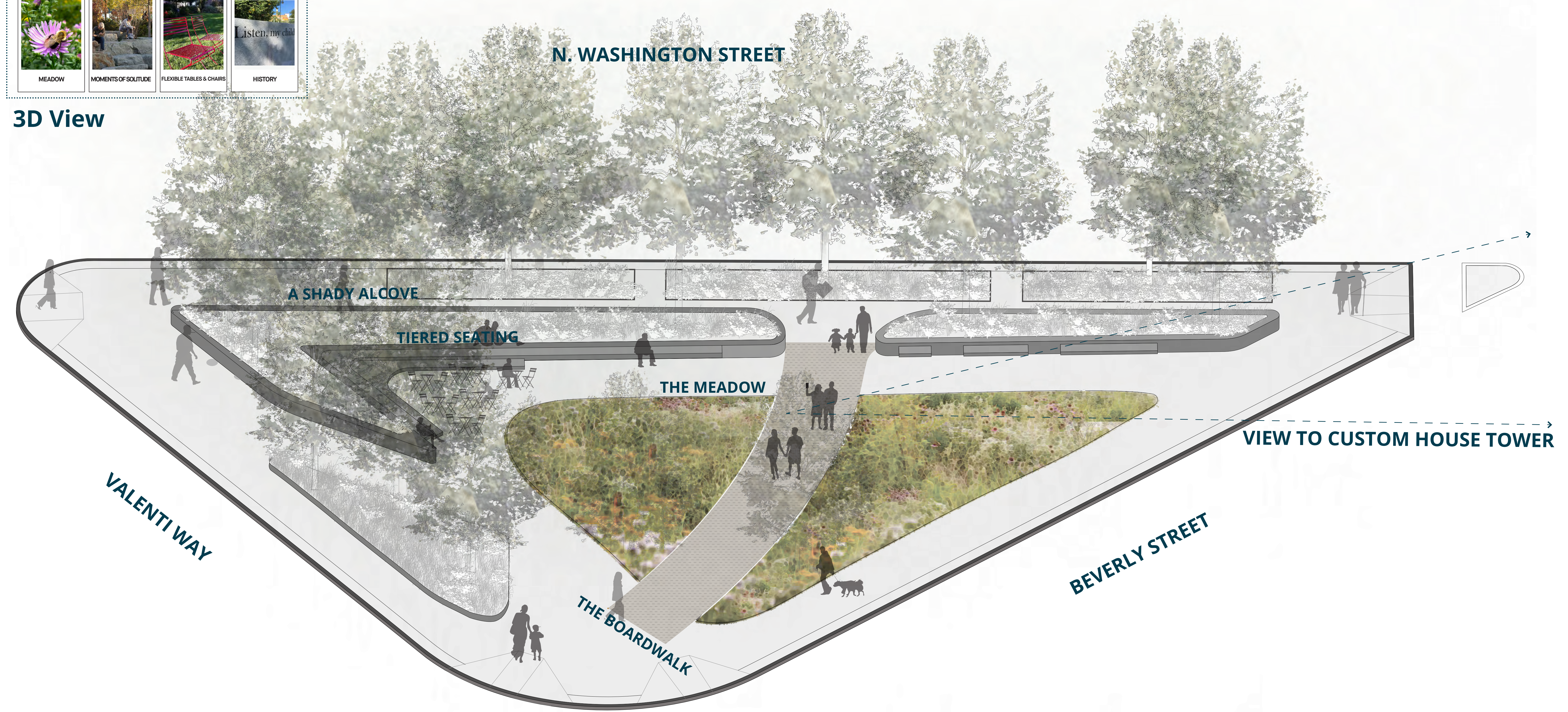
OPEN HOUSE - OCTOBER 2, 2019

The Meadow is about giving the skyline a new foreground, the insects a new food source, and the neighbors of Parcel 2 a beautiful, functional space to sit in, walk past, and explore. Tiered seating, moveable chairs, and a sensorially engaging, slightly raised boardwalk are features of this concept.


FEEDBACK INSPIRATION:



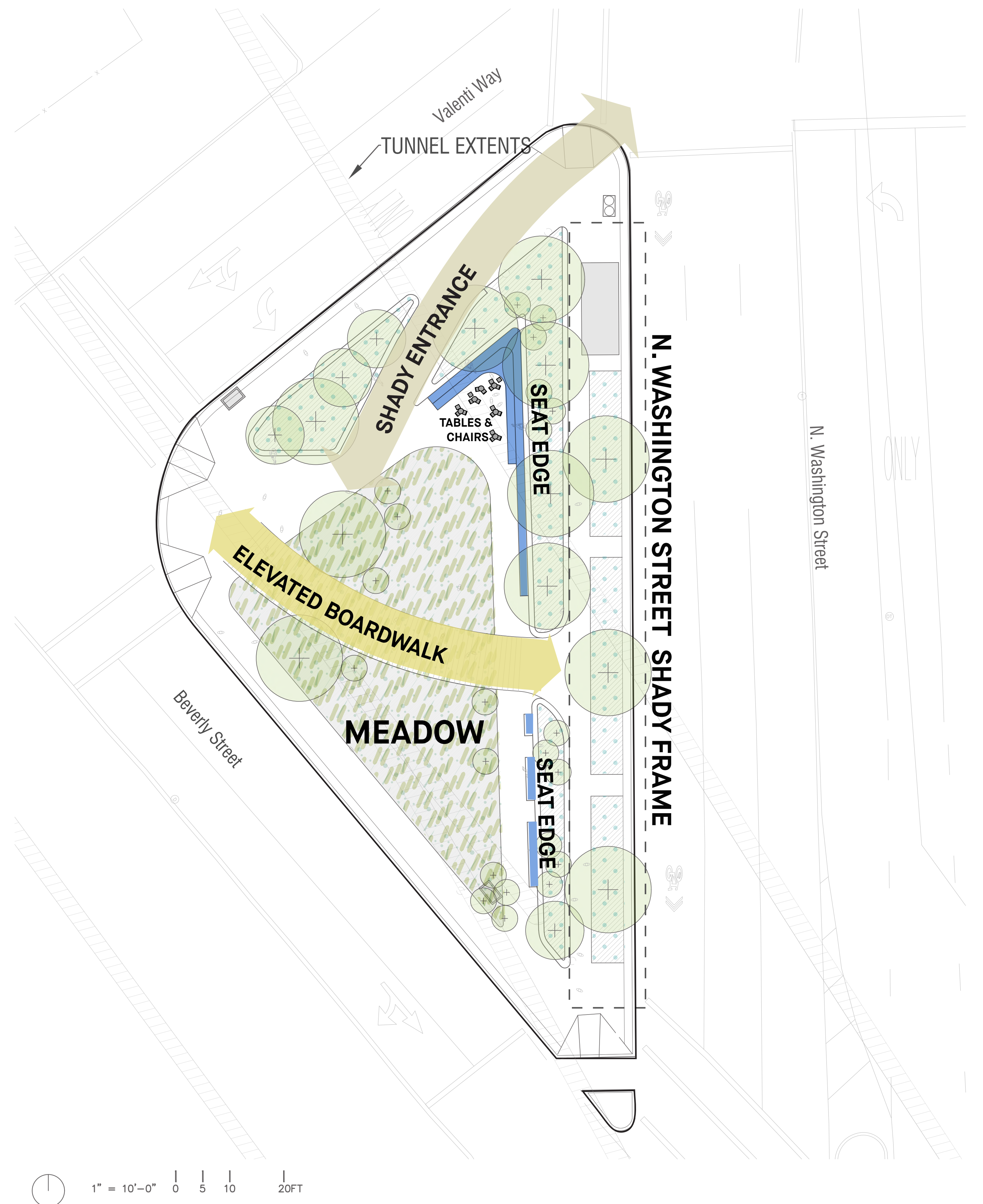
3D View



Character Images:



Plan Diagram:



# TIERED GROVE | DESIGN CONCEPT 2

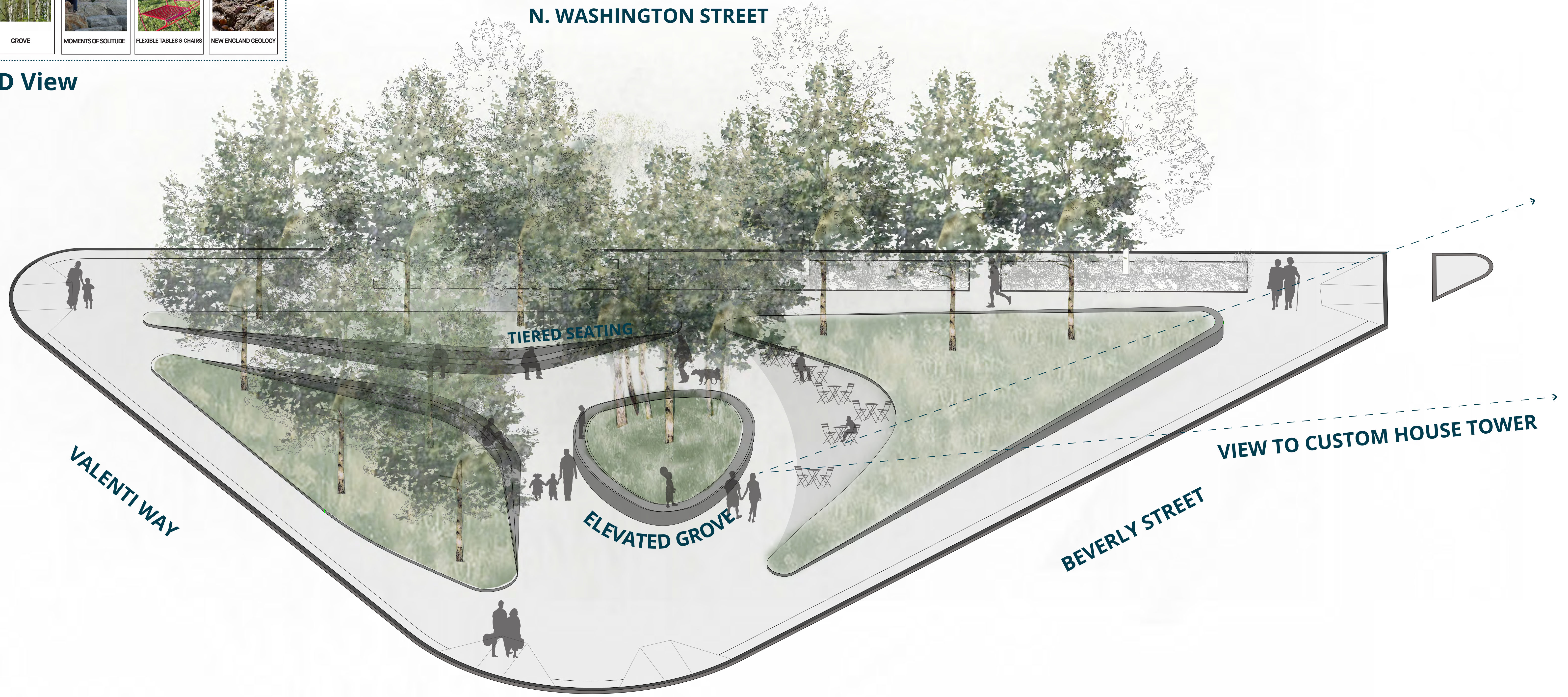
OPEN HOUSE - OCTOBER 2, 2019

The Tiered Grove provides a canopy for the visitors to Parcel 2. The planting beds rise out of the sidewalks to provide robust, tiered seating on the inner edge of the park where there is a dynamic, elevated grove of trees with a soft ground plane. The grove is about enclosure, views, and being alone together.


FEEDBACK INSPIRATION:



3D View



Character Images:



Plan Diagram:




# WINTER GARDEN | CONCEPT 3

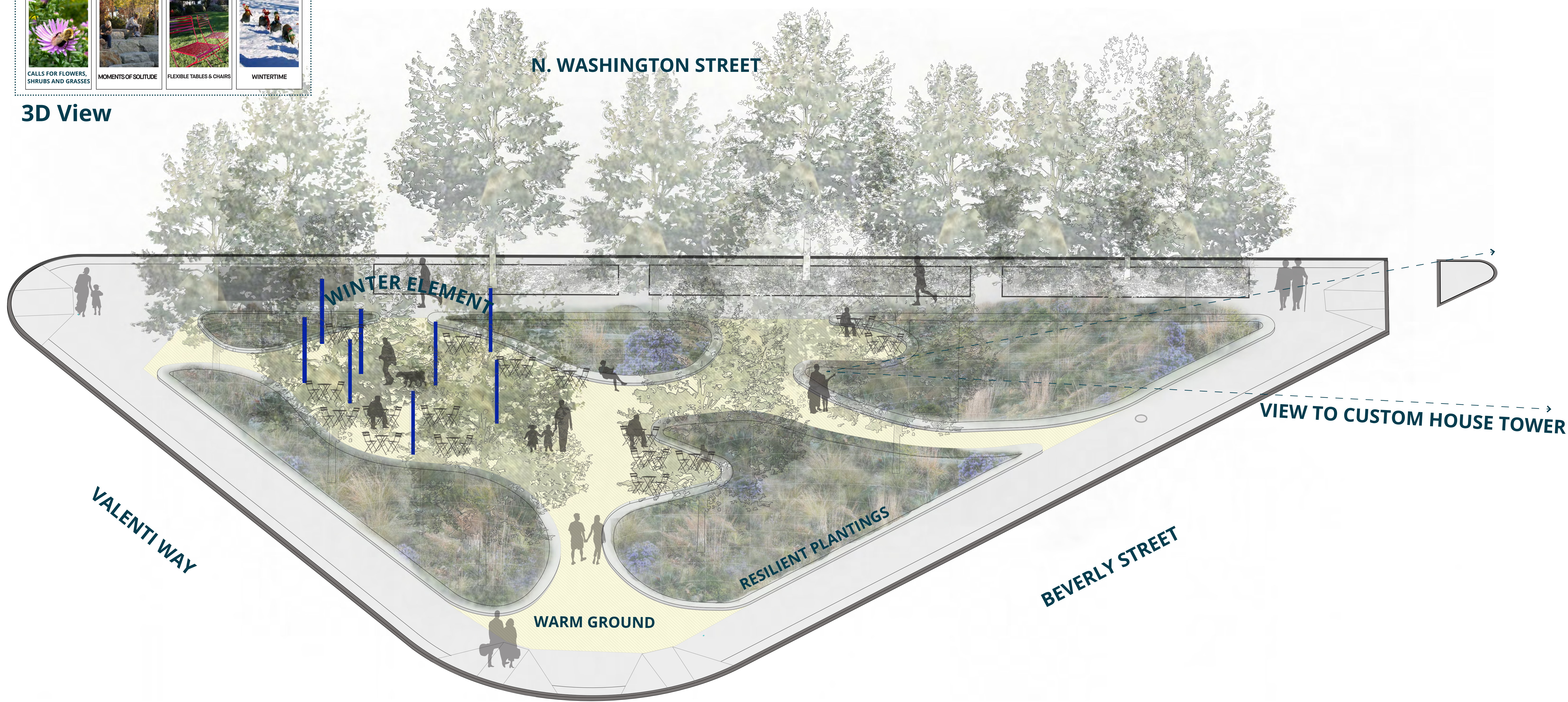
OPEN HOUSE - October 2, 2019

The Winter Garden is the perfect place to watch the sky change at sunrise and sunset. The warm paving on the ground paired with the resilient, robust plantings are beautiful in all seasons. In addition, there is a theme of light and a multi-season element framing the flexible seating area.


FEEDBACK INSPIRATION:



3D View



Character Images:



Plan Diagram:

