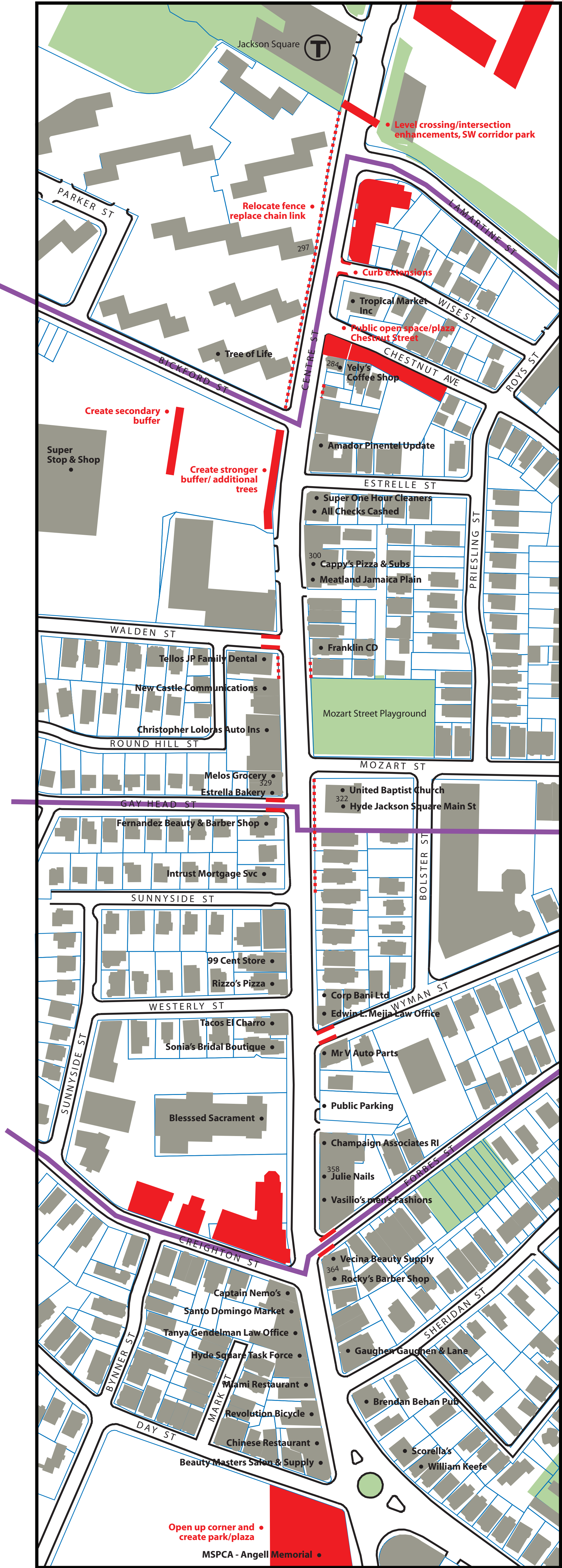



# Evaluation Matrix



**Key**

- Replace chain link fence with black picket-style fence
- Add curb extensions at corners

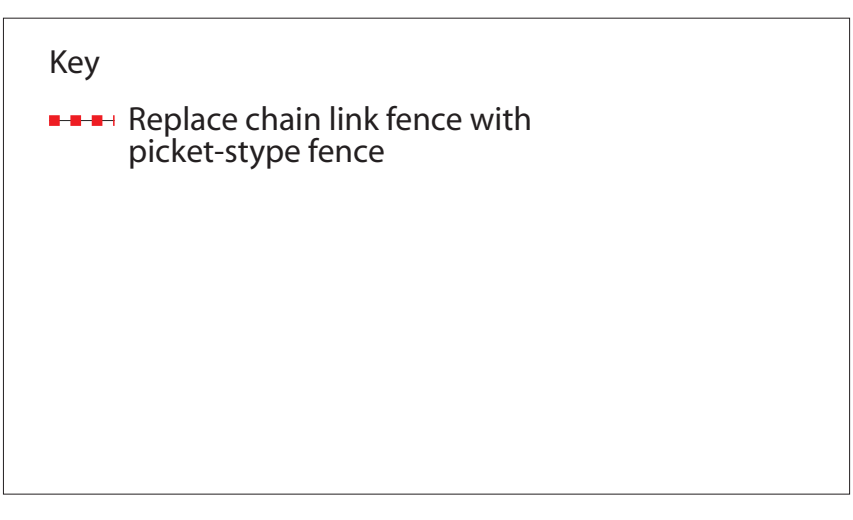
	A	B	C	D	E	F	G
	<ul style="list-style-type: none"> <li><b>Density of Opportunity</b> <ul style="list-style-type: none"> <li>2 - Multiple opportunities and synergy</li> <li>1 - Moderate opportunities</li> <li>0 - Minimal opportunities</li> </ul> </li> <li><b>Connections to Major Destinations</b> <ul style="list-style-type: none"> <li>2 - Strong connections to neighborhood resources</li> <li>1 - Moderate connections to neighborhood resources</li> <li>0 - Minimal connections to neighborhood resources</li> </ul> </li> <li><b>Level of Activity</b> <ul style="list-style-type: none"> <li>2 - Benefits to large number of users</li> <li>1 - Benefits some users</li> <li>0 - Benefits few users</li> </ul> </li> <li><b>Visibility</b> <ul style="list-style-type: none"> <li>2 - Improvements are highly visible</li> <li>1 - Improvements have some visibility</li> <li>0 - Improvements have low visibility</li> </ul> </li> <li><b>Ease of Implementation</b> <ul style="list-style-type: none"> <li>2 - Requires minimal coordination</li> <li>1 - Requires some coordination</li> <li>0 - Requires high level of coordination</li> </ul> </li> <li><b>Catalyst for Private Improvement</b> <ul style="list-style-type: none"> <li>2 - Multiple opportunities/partners</li> <li>1 - Some opportunity</li> <li>0 - Few opportunities or Private improvements underway</li> </ul> </li> <li><b>Need</b> <ul style="list-style-type: none"> <li>2 - High need for infrastructure improvements</li> <li>1 - Some need</li> <li>0 - Little need</li> </ul> </li> </ul>						
Jackson Square Bromley-Heath	●	○	●	●	○	○	●
Stop & Shop Mozart Park	●	○	●	●	○	●	●
Blessed Sacramento	○	○	●	●	●	○	●
Hyde Square							

6

9

4

## Evaluation Matrix



Hyde Square

Canary Square Transitional Zone  
Mixed Commercial & Residential

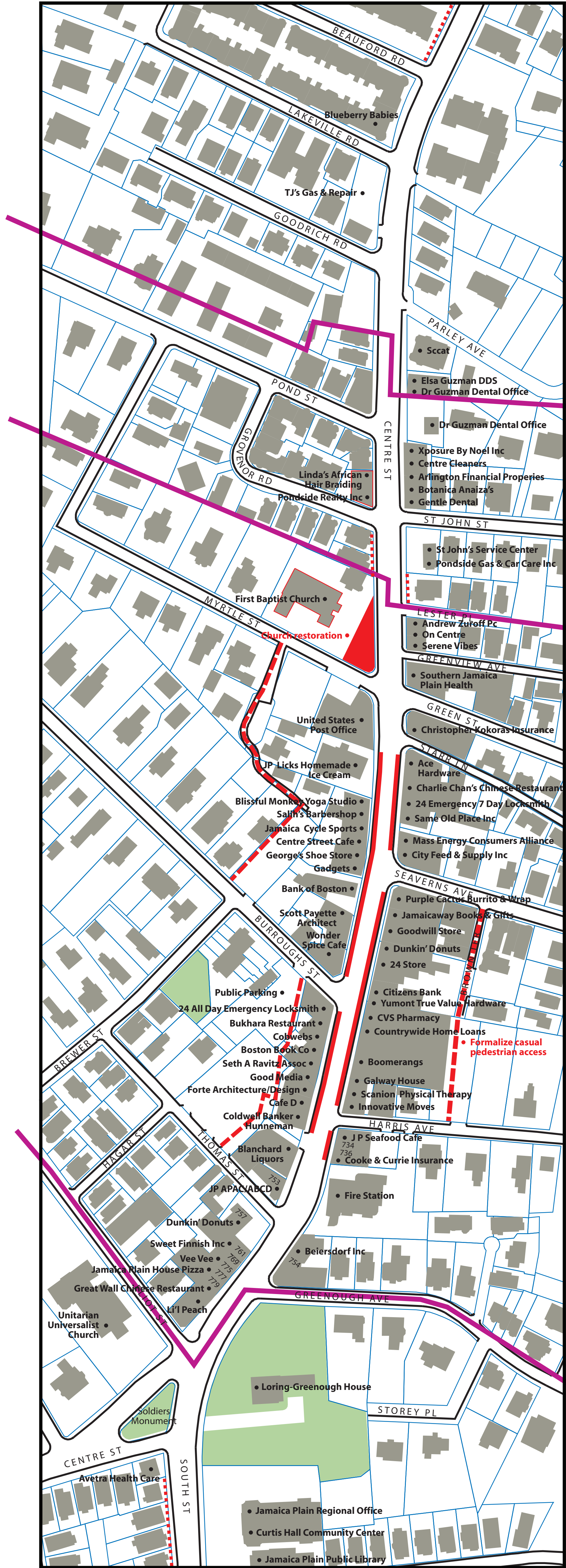
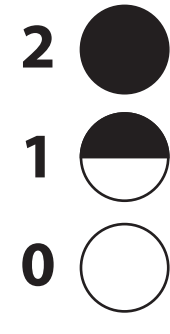
Curley School  
Residential

	<b>A</b>	<b>B</b>	<b>C</b>	<b>D</b>	<b>E</b>	<b>F</b>	<b>G</b>
<b>Density of Opportunity</b> 2 - Multiple opportunities and synergy 1 - Moderate opportunities 0 - Minimal opportunities	○	○	○	○	○	○	○
<b>Connections to Major Destinations</b> 2 - Strong connections to neighborhood resources 1 - Moderate connections to neighborhood resources 0 - Minimal connections to neighborhood resources	○	●	○	○	○	○	○
<b>Level of Activity</b> 2 - Benefits to large number of users 1 - Benefits some users 0 - Benefits few users	○	●	○	○	○	○	○
<b>Visibility</b> 2 - Improvements are highly visible 1 - Improvements have some visibility 0 - Improvements have low visibility	○	○	○	○	○	○	○
<b>Ease of Implementation</b> 2 - Requires minimal coordination 1 - Requires some coordination 0 - Requires high level of coordination	○	○	○	○	○	○	○
<b>Catalyst for Private Improvement</b> 2 - Multiple opportunities/partners 1 - Some opportunity 0 - Few opportunities/or/Private improvements underway	○	○	○	○	○	○	○
<b>Need</b> 2 - High need for infrastructure improvements 1 - Some need 0 - Little need	○	○	○	○	○	○	○

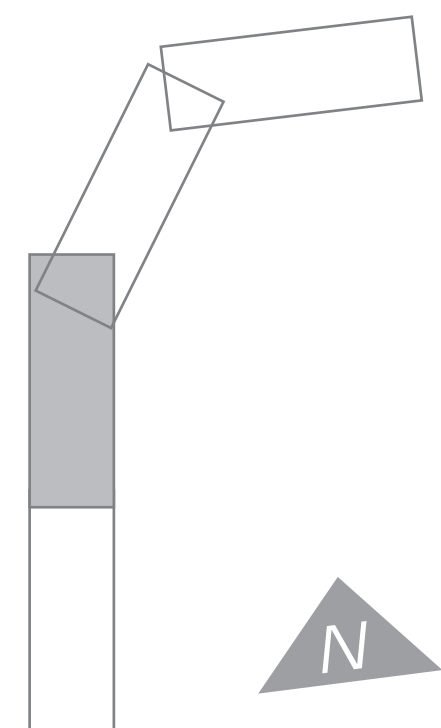
5

1

# Evaluation Matrix



Key  
 - - - - - Replace chain link fence with picket-style fence

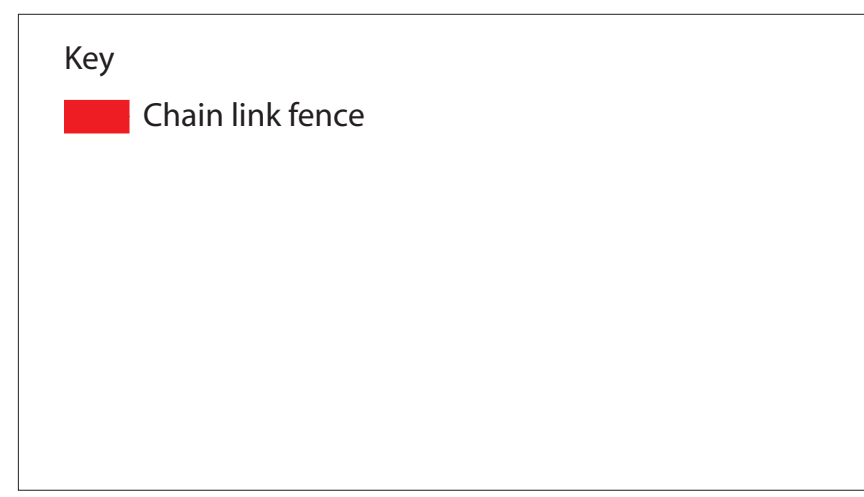
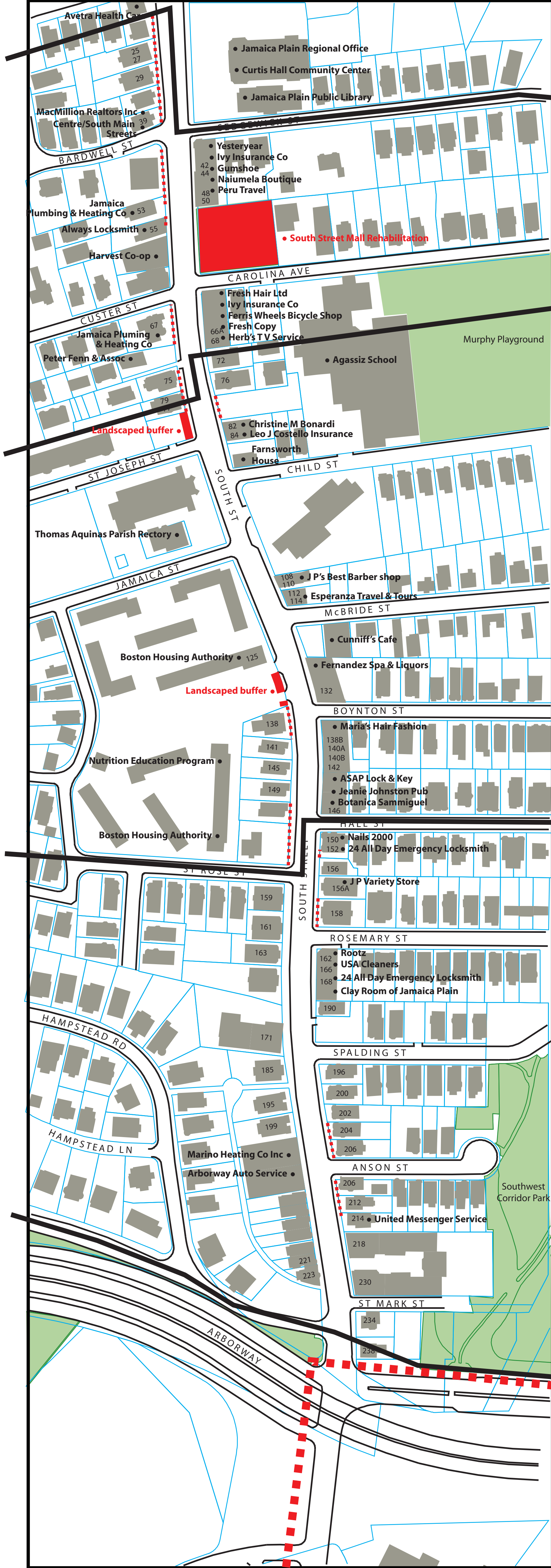



	A	B	C	D	E	F	G
<b>Curley School Residential District</b>							
<b>Pond Street Transitional zone</b>	○	●	◐	◑	○	○	○
<b>JP Center Commercial</b>	●	●	●	●	○	◐	○
<b>Monument Square</b>							
<b>Density of Opportunity</b>	2 - Multiple opportunities and synergy 1 - Moderate opportunities 0 - Minimal opportunities						
<b>Connections to Major Destinations</b>	2 - Strong connections to neighborhood resources 1 - Moderate connections to neighborhood resources 0 - Minimal connections to neighborhood resources						
<b>Level of Activity</b>	2 - Benefits to large number of users 1 - Benefits to some users 0 - Benefits few users						
<b>Visibility</b>	2 - Improvements are highly visible 1 - Improvements have some visibility 0 - Improvements have low visibility						
<b>Ease of Implementation</b>	2 - Requires minimal coordination 1 - Requires some coordination 0 - Requires high level of coordination						
<b>Catalyst for Private Improvement</b>	2 - Multiple opportunities/partners 1 - Some opportunity 0 - Few opportunities/only private improvements underway						
<b>Need</b>	2 - High need for infrastructure improvements 1 - Some need 0 - Little need						

4

9

# Evaluation Matrix



	A	B	C	D	E	F	G
<b>South Street Mall Zone</b>	○	○	◐	○	◐	○	○
<b>South Street Mixed Use</b>	○	○	◐	◐	○	○	◐
<b>South Street Residential</b>	○	○	○	◐	○	○	◐
<b>Forest Hills</b>							

**Density of Opportunity**  
 2- Multiple opportunities and synergy  
 1- Moderate opportunities  
 0- Minimal opportunities

**Connections to Major Destinations**  
 2- Strong connections to neighborhood resources  
 1- Moderate connections to neighborhood resources  
 0- Minimal connections to neighborhood resources

**Level of Activity**  
 2- Benefits to large number of users  
 1- Benefits some users  
 0- Benefits few users

**Visibility**  
 2- Improvements are highly visible  
 1- Improvements have some visibility  
 0- Improvements have low visibility

**Ease of Implementation**  
 2- Requires minimal coordination  
 1- Requires some coordination  
 0- Requires high level of coordination

**Catalyst for Private Improvement**  
 2- Multiple opportunities/partners  
 1- Some opportunity  
 0- Few opportunities/or/Private improvements underway

**Need**  
 2- High need for infrastructure improvements  
 1- Some need  
 0- Little need

2

3

2