

Arts, Design, Entertainment, Sports, and Media



Boston Occupation Profile

Arts, Design, Entertainment, Sports, and Media occupations are diverse, including professional designers, fine artists, actors, athletes, musicians, writers, and media-specialists. Nationally, Arts and Design job growth is slower than average while Entertainment and Media job growth is average.

12,200

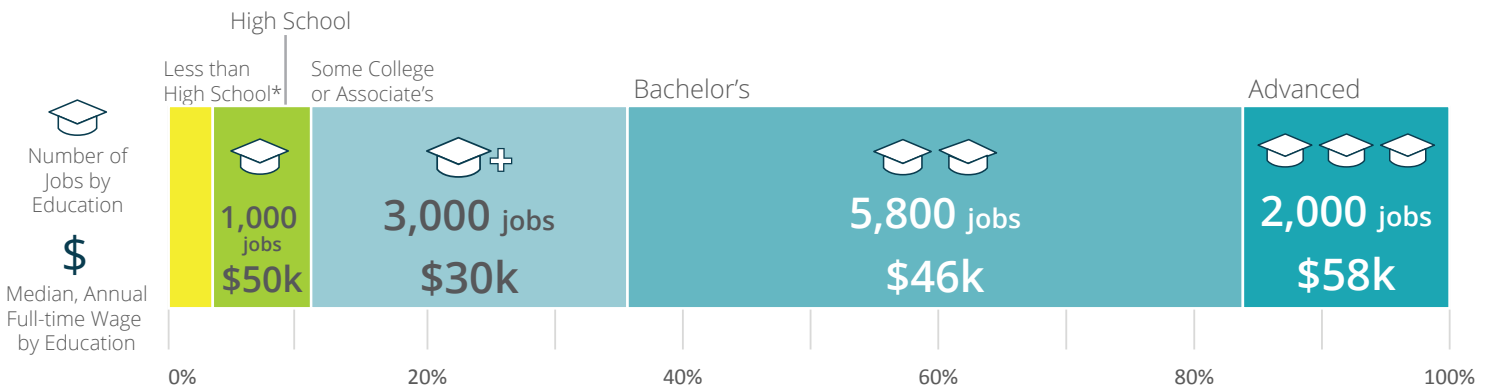
Number of Boston Workers

\$47,100

Annual Median Wage

Less Growth

190 Projected New Jobs Annually (2012-2022)



Arts, Entertainment
Primary Role

Incubator | 21st Century Industrial
Support Role

Building and Grounds Cleaning and Maintenance



Boston Occupation Profile

Building and Grounds Cleaning and Maintenance occupations include housekeeping and janitorial workers and landscaping, lawn service, and groundskeeping workers.

22,000

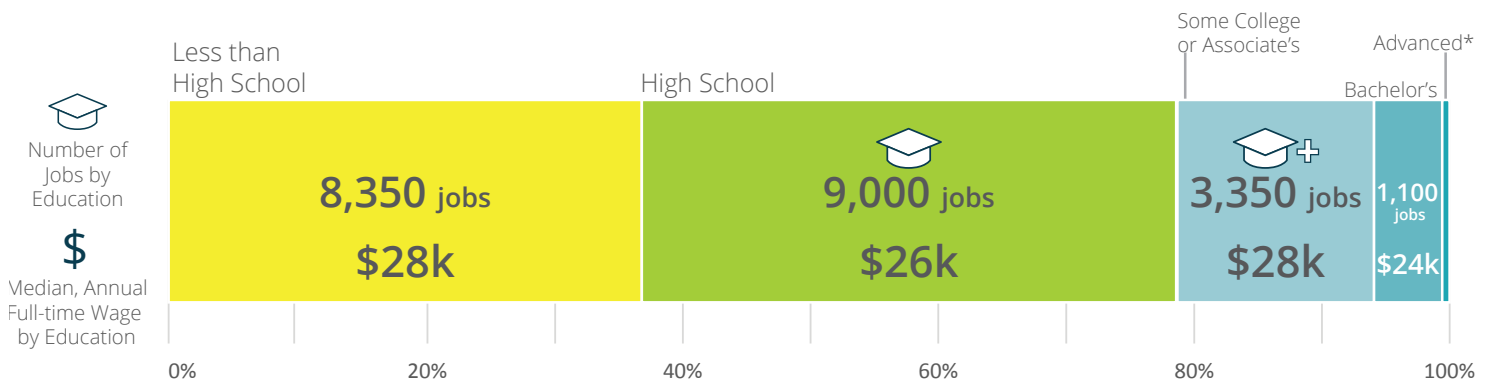
Number of Boston Workers

\$26,000

Annual Median Wage

Less Growth

200 Projected New Jobs Annually (2012-2022)



None
Primary Role

Food Support Services, All
Support Role

Business and Financial Operations

Boston Occupation Profile

B

Business and Financial Operations occupations include accountants, budget analysts, analysts, human resource specialists, market research, and training-development specialists.

31,800

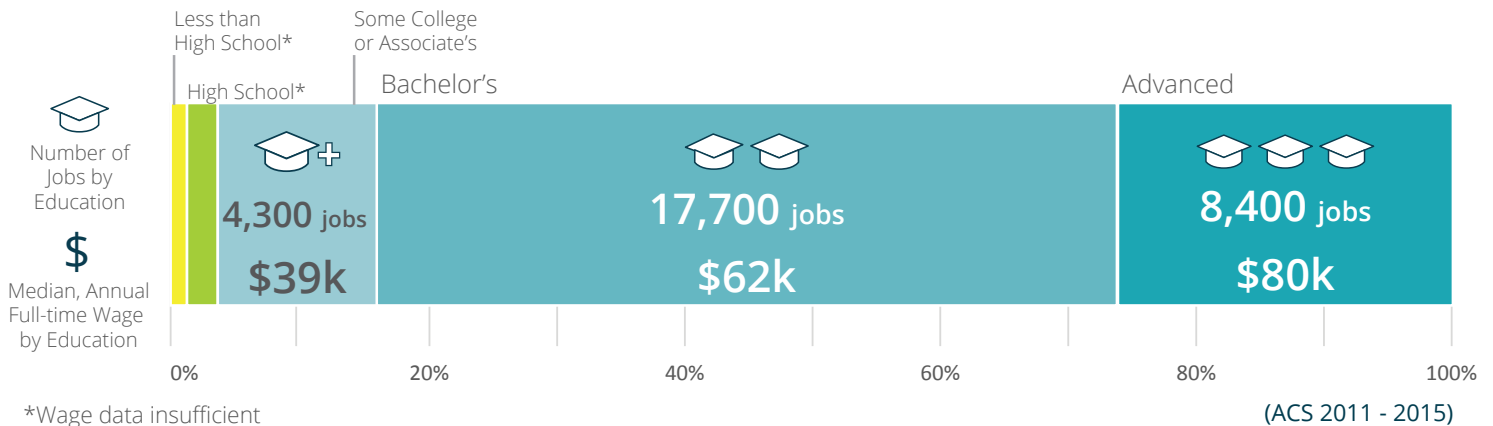
Number of Boston Workers

\$62,000

Annual Median Wage

High Growth

1,000 Projected New Jobs Annually (2012-2022)



Major Anchor
Primary Role

Incubator | Admin Support Center
Support Role

Community and Social Service

Boston Occupation Profile

C

Community and Social Service occupations include community health workers, social and human service assistants, social workers, and other kinds of counselors.

11,100

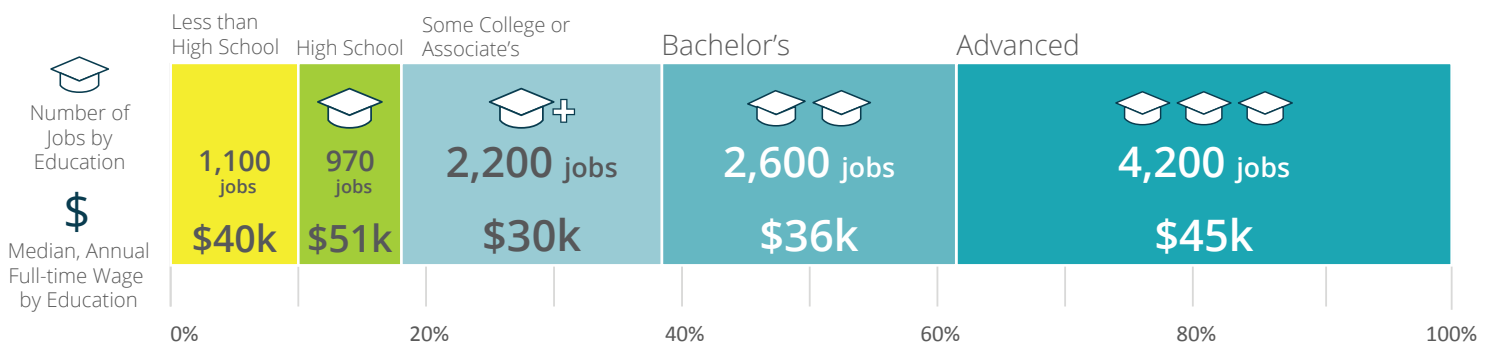
Number of Boston Workers

\$40,000

Annual Median Wage

Average Growth

250 Projected New Jobs Annually (2012-2022)



None
Primary Role

Incubator
Support Role

Computer and Mathematical

Boston Occupation Profile

C

Computer and Mathematical occupations include a variety of computer-focused occupations such as programmers or database administrators and other math-heavy occupations such as insurance actuaries.

14,000

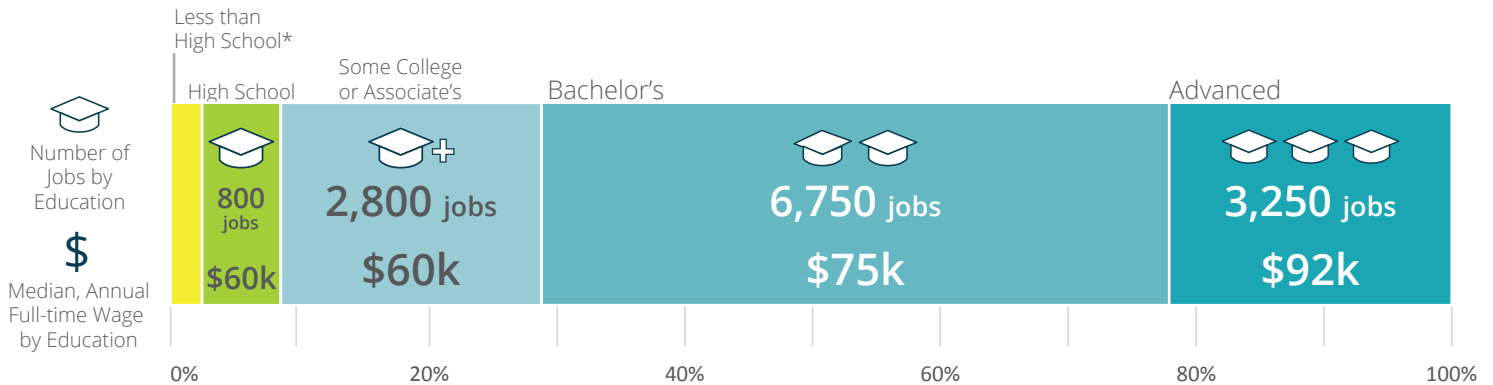
Number of Boston Workers

\$75,000

Annual Median Wage

High Growth

595 Projected New Jobs Annually (2012-2022)



None
Primary Role

Incubator | Major Anchor
Support Role

Food Preparation and Serving

Boston Occupation Profile

F

Food Preparation and Serving occupations include bartenders, chefs, cooks, food preparation workers, waiters/waitresses, and other servers. Nationally, this sector should continue to grow as population and more people dine out in the future.

31,400

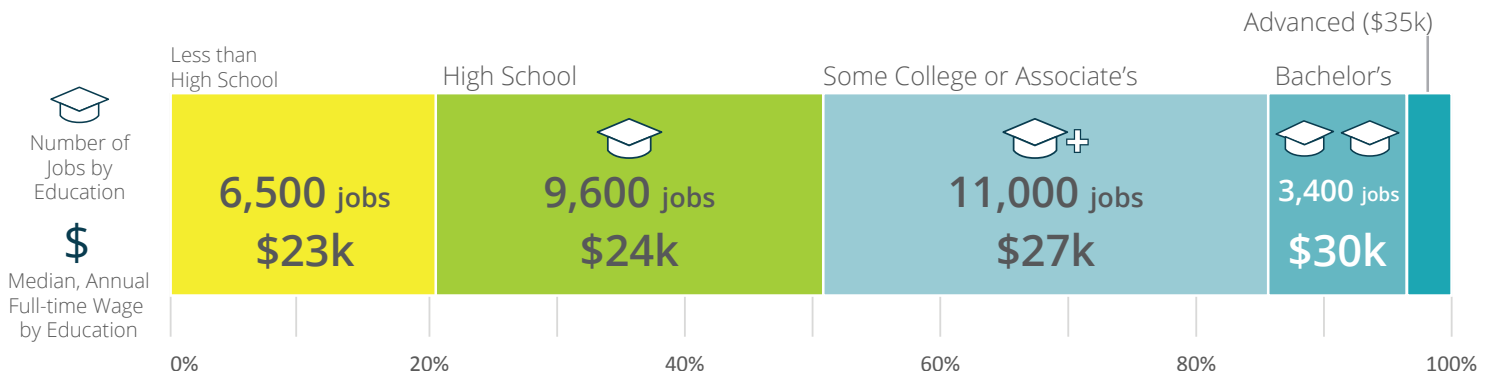
Number of Boston Workers

\$25,000

Annual Median Wage

High Growth

520 Projected New Jobs Annually (2012-2022)



*Many jobs (43% of total) are part-time

Food Support Services
Primary Role

Service / Retail | Arts, Entertainment
Support Role

Life, Physical, and Social Science

Boston Occupation Profile

L

Life, Physical, and Social Science occupations are highly specialized and include biological, chemical technicians; scientists; urban planners; geographers; and other knowledge-based occupations.

10,500

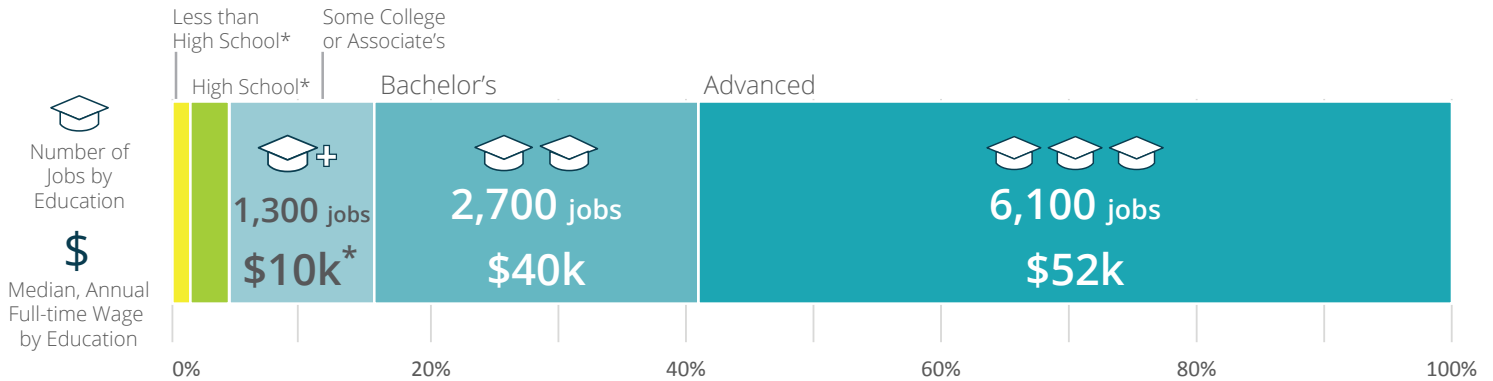
Number of Boston Workers

\$50,000

Annual Median Wage

Less Growth

210 Projected New Jobs Annually (2012-2022)



*Many jobs in "Some College or Associate's" might be part-time only. Wage data insufficient for High School / Less than High School

None
Primary Role

Incubator | Major Anchor
Support Role

Management

Boston Occupation Profile

M

Management occupations include a variety of managers including construction managers, restaurant managers, corporate executives, specialized managers (e.g., IT), and other mid-level management positions.

41,400

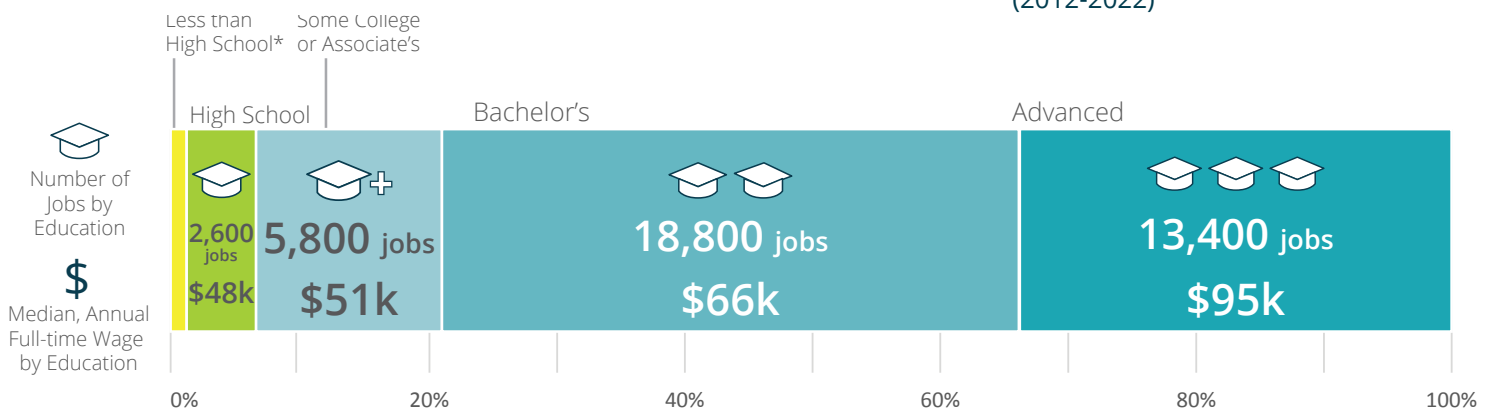
Number of Boston Workers

\$70,000

Annual Median Wage

High Growth

590 Projected New Jobs Annually (2012-2022)



*Insufficient Data

None
Primary Role

Major Anchor | Incubator | Admin Support Center
Support Role

Office and Administrative Support

Boston Occupation Profile

O

Office and Administrative Support occupations include customer service representatives; information, financial, and general office clerks; assistants; and receptionists.

55,800

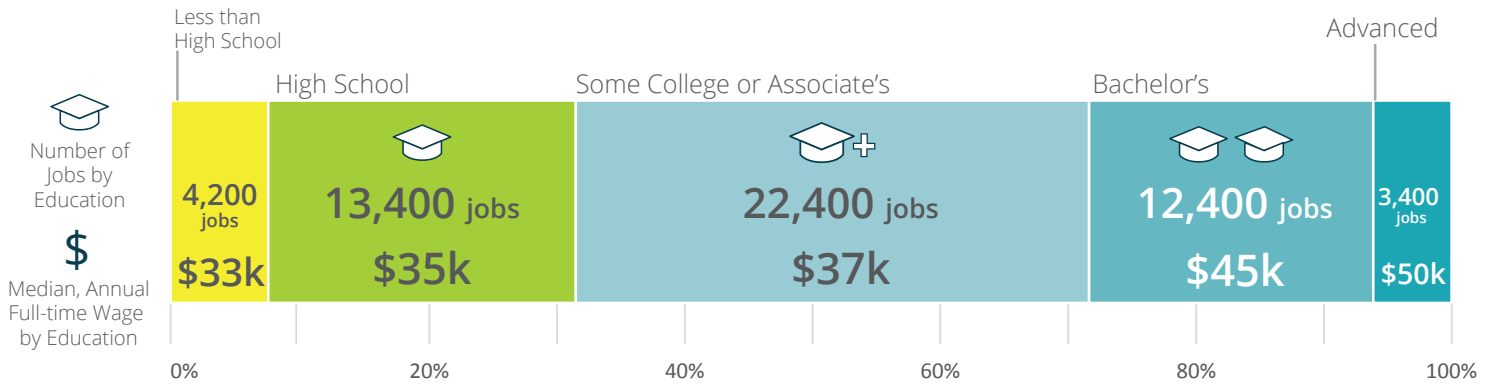
Number of Boston Workers

\$40,000

Annual Median Wage

High Growth

650 Projected New Jobs Annually (2012-2022)



Administrative Support Center
Primary Role

Major Anchor
Support Role

Personal Care and Services

Boston Occupation Profile

P

Personal Care and Services occupations include hairdressers and other beauty workers, childcare workers, fitness trainers, and personal care aides, particularly care for elderly.

21,400

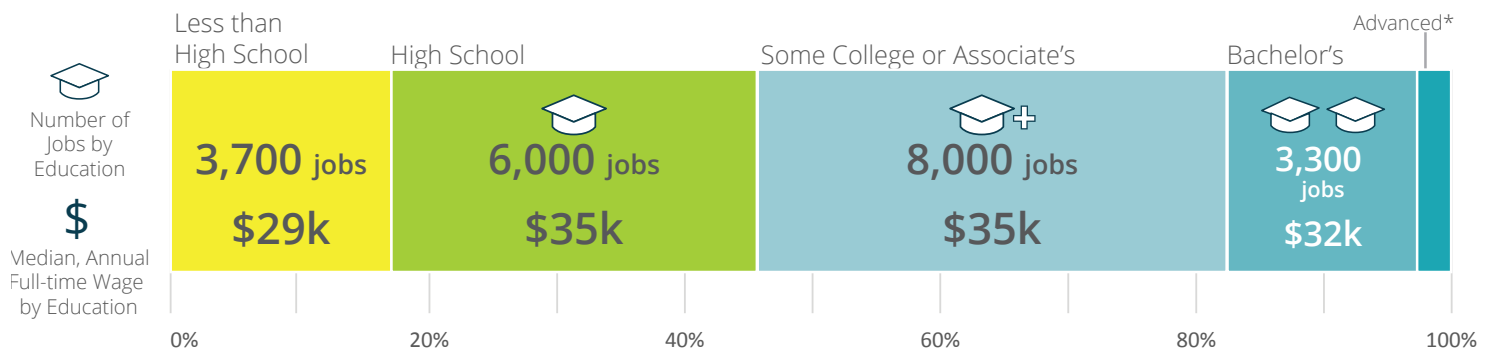
Number of Boston Workers

\$26,800

Annual Median Wage

Average Growth

260 Projected New Jobs Annually (2012-2022)



*Wage data insufficient

Food Support Services
Primary Role

Service/Retail
Support Role

Production

Boston Occupation Profile

P

Production occupations include assemblers and fabricators, machinists, woodworkers, welders, and other workers who are involved in the production or manufacturing process.

11,500

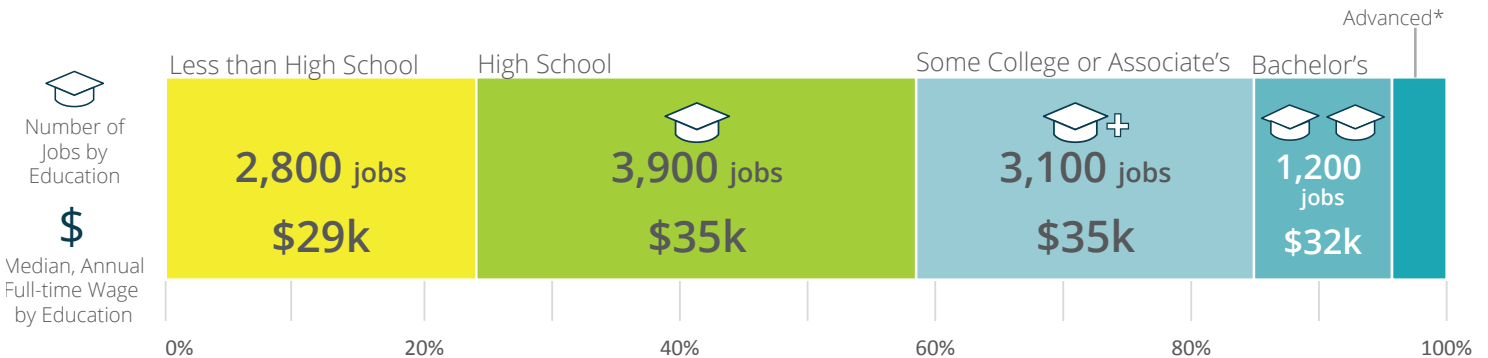
Number of Boston Workers

\$27,000

Annual Median Wage

Less Growth

80 Projected New Jobs Annually (2012-2022)



*Wage data insufficient

21st Century Industrial
Primary Role

None
Support Role

Sales and Related Occupations

Boston Occupation Profile

S

Sales and Related Occupations include cashiers, retail sales workers, insurance or financial product sales agents, real estate brokers and agents, wholesale and manufacturing sales, and travel agents.

39,600

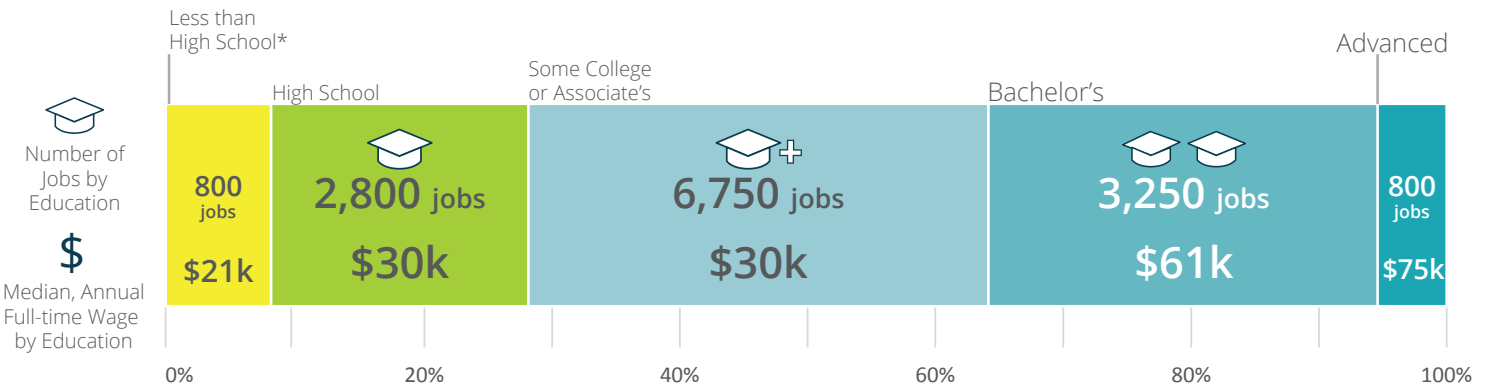
Number of Boston Workers

\$49,000

Annual Median Wage

Less Growth

250 Projected New Jobs Annually (2012-2022)



*Many jobs (45% of total) are part-time

Service / Retail
Primary Role

None
Support Role

Transportation and Material Moving

Boston Occupation Profile

T

Transportation and Material Moving occupations include pilots, delivery truck drivers, and hand laborers or material movers.

18,000

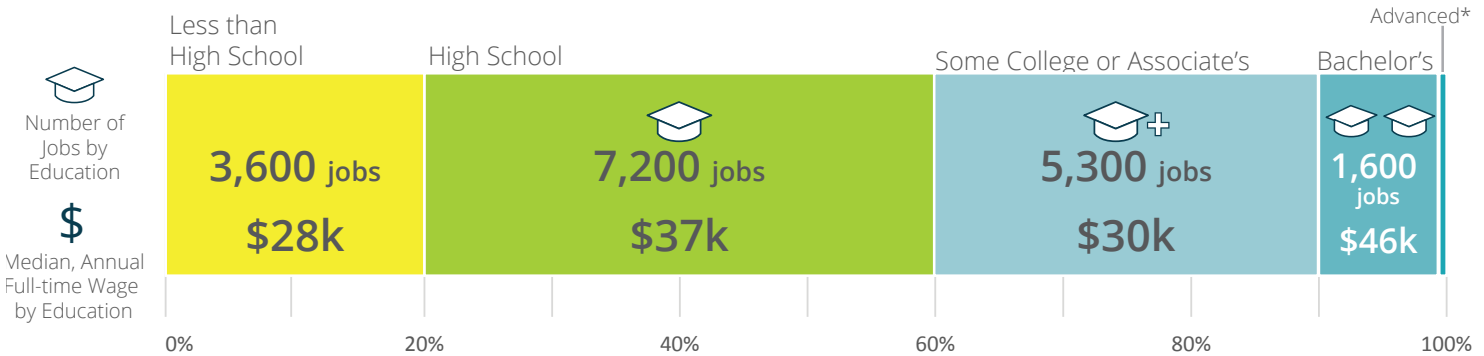
Number of Boston Workers

\$35,000

Annual Median Wage

Less Growth

210 Projected New Jobs Annually
(2012-2022)



*Wage data insufficient

None
Primary Role

Food Support Services
Support Role

Major Anchor

Corporate (eg: GE, Vertex), Institutional (eg: Hospital, Academic), Lab

Growth Potential

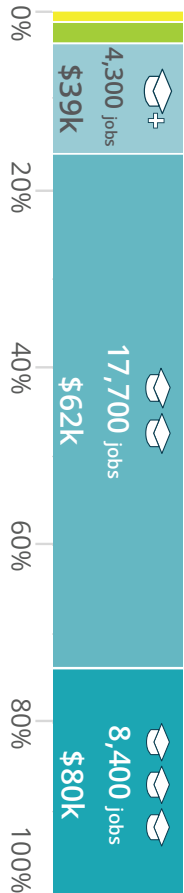
High growth in knowledge-based, medical, business operation, and creative occupations.

Jobs Profile

Wide, potential range of job opportunities in multiple sectors. Large number of potential jobs.

Primary Occupation Type (Boston Data)

Business and Financial Operations



Secondary Occupation Types

Life, Physical, and Social Science; Computer and Mathematical, Office and Administrative Support

Location Preferences

Very well-connected to city, central destination. Large, contained space with many nearby amenities.

Administrative Support Center

Offices that support other client-facing operations (e.g., Medical, Financial, Insurance)

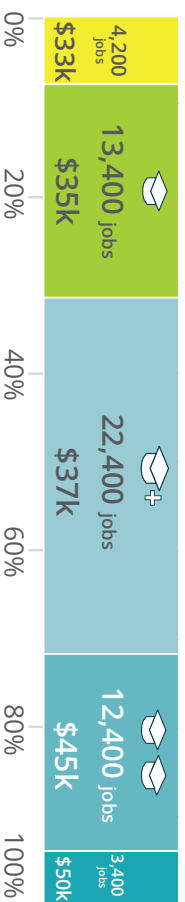
Growth Potential

High growth in administrative occupations in firms possibly looking to expand.

Jobs Profile

Narrower range of job opportunities focused in clerical and office work. Large number of potential jobs.

Primary Occupation Type (Boston Data)
Office and Administrative Support



Secondary Occupation Types
Business and Financial Operations Management

Location Preferences

Affordable and connected to downtown.
Many nearby amenities.

Incubator

Innovation / Co-working Small Business or non-profits (eg: Cambridge Innovation Center) / Business Incubator / Start-Up

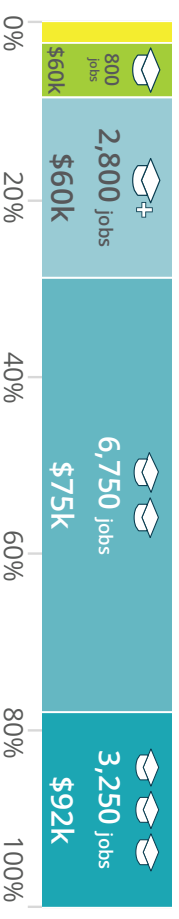
Growth Potential

High growth in knowledge-based occupations.
High demand for affordable, smaller, shared space for smaller companies and non-profits.

Jobs Profile

Wide, potential range of job opportunities in multiple sectors.
Less number of potential jobs.
More opportunities for business ownership.

Primary Role Occupation Type (Boston Data)
Computer and Mathematical



Support/ Other Occupation Types
Arts, Design, Entertainment, Sports Community and Social Services

Location Preferences

Affordable space. Convenient access to public transportation.
Proximity to complementary industries and networking venues.

Arts and Entertainment

Movie Theater, restaurants, performance space, galleries, night-life

Growth Potential

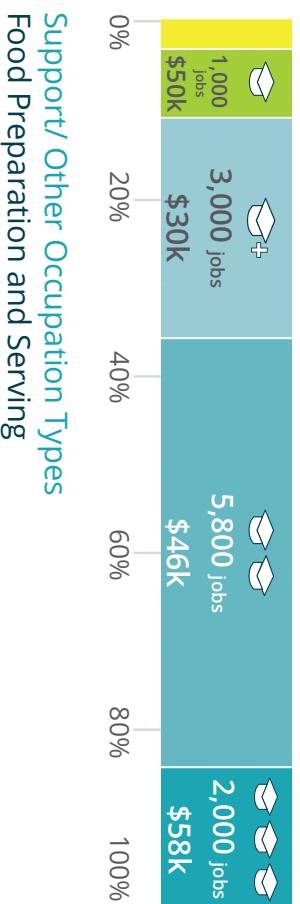
Less than average occupation growth in arts, design, and entertainment.

Jobs Profile

Narrower range of opportunities focused in arts, design, entertainment. Smaller number of jobs. Some opportunities in food preparation and service in new restaurants.

Primary Role Occupation Type (Boston Data)

Arts, Design, Entertainment, Sports



Location Preferences

Access to public and regional transportation networks. Walkable area with very high foot-traffic volume.

Food Support Services

Large Service Business (e.g., Be-Our-Guest) / Food Incubator (e.g., Commonwealth Kitchen)

Growth Potential

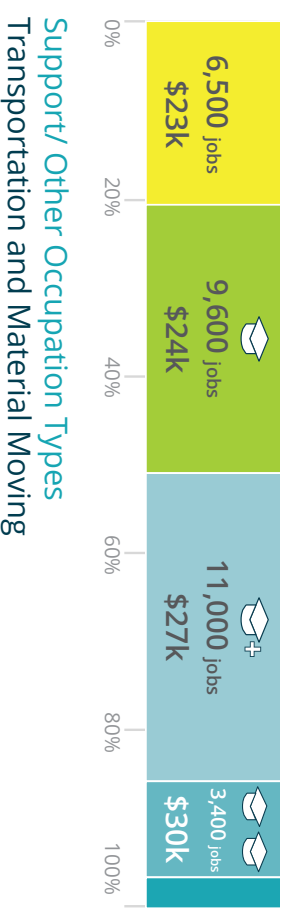
High growth in food preparation and serving occupations.

Jobs Profile

Narrower range of job opportunities, depending on the type of business. Sizable number of potential jobs. Food Incubator creates opportunities for local, small food-based businesses to grow.

Primary Role Occupation Type (Boston Data)

Food Preparation and Service



Location Preferences

Existing, large industrial buildings that can be retrofitted. Access to regional transportation networks/highways. Space for loading

21st Century Industrial

Light Industrial / Manufacturing / Maker-Space / Artist

Growth Potential


Limited growth for production occupations in the region. Affordable maker and artist space demand is high but difficult to sustain.

Jobs Profile

Specialized range of job opportunities, mostly in skilled production and art-design occupations. Less number of total jobs, particularly permanent jobs in

Primary Role Occupation Type (Boston Data)

Production



Support/ Other Occupation Types
Arts, Design, Entertainment, Sports

Location Preferences

Access to regional transportation networks/highways; space for loading; access to large education and experience knowledge base

Service - Retail

Retail / Service Business Space / Market Building or pop-up retail (eg: shared small retailer space)

Growth Potential


Average growth in retail occupations. High competition, particularly for small retail business, from established destination retail districts and online shopping.

Jobs Profile

Narrower range of job opportunities, mostly in sales. Sizable number of total jobs.

Primary Role Occupation Type (Boston Data)

Sales and Related Occupations



Support/ Other Occupation Types
Food Preparation and Serving; Management; Personal Care and Service

Location Preferences

Walkable area with very high foot-traffic volume and external connections; mix of cultural and public space destinations to attract visitors