

Economic Development Workshop - 4.24.17

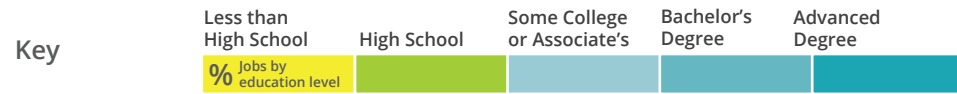
PLAN: Dudley Square

The information on this handout will be used to help guide conversation about how the table can analyze different economic development strategies, given the current education level in the area and the growing occupations of the future.

Current Existing Conditions

Educational Attainment

Residents age 25+



Unemployment Rate (2016)

6.6% **3.9%**
Roxbury Boston

Median Earnings

\$22,370 **\$34,544**
Roxbury Boston

Neighborhood Commute

Across Boston, a large majority of workers do not live and work in the same neighborhood.

7.5% **7.2%**
Roxbury Residents work in Roxbury Boston Residents work in their own Neighborhood

Sources: Existing Conditions: U.S. Census Bureau, 2010-2014 American Community Survey, BRA Research Division Analysis. Commuting: U.S. Census Bureau, LODES, On the Map, all primary jobs, 2014. Growing occupations based on projected job openings by occupation. These are openings projected to be available each year from 2012 to 2022. The projections come from the Massachusetts Executive Office of Labor and Workforce Development (EOLWD). Occupation Education and Wage Level: U.S. Census Bureau, 2011 - 2015 American Community Survey, Public Use Microdata Sample (PUMS), BPDA Research Division Analysis.

Growing in Boston

Five Growing Occupations with Level of Education and Median Wages

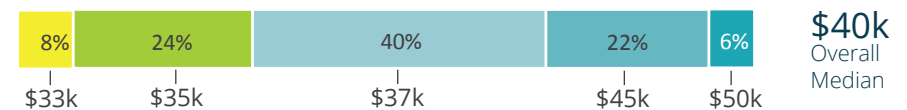
Business and Financial Operations



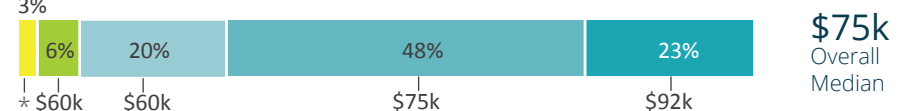
Healthcare Practitioners and Technical



Office and Administrative Support



Computer and Mathematical



Food Preparation and Serving



Key

