



HARVARD

Planning & Project Management

Allston Task Force

October 14, 2015



Agenda

1. Community Programming Highlights
2. Responses to Questions About SEC
 - First Floor Plan
 - Hours of Operation
3. SEC Transportation Overview
4. Elements of IMPNF/NPC Filing

Fall 2015 Community Programming Highlights: What We've Been Up To



**MORE TO
LOVE**

- BPS Project Teach Visit by the Gardner Pilot Academy
- HUB Week Events at the Harvard Ed Portal

Art. Science. Learning.

*Intersections: Harvard Arts in Allston (with the Silkroad Ensemble)
A Pop-Up Makerspace: The Future of Learning Laboratory*

- More to Love Yoga Series

- Regular Weekly Offerings -

Mentoring (Mondays – Thursdays)

Drop-In Networking Group for Job Seekers (Mondays)

Community Call Program for Highschoolers (Mondays)

Homework Help for Middle and Highschoolers (Tuesdays & Wednesdays)

Family Nurturing Playgroup - Toddler and Baby (Thursdays & Fridays)

Farmers' Market (Fridays)

Fall 2015 Mentoring Update

- **115 mentees** this fall semester (the highest number in a single semester to date).
- **29 mentors** (also a record number).
- **75 of the 115 mentees** in the fall semester come from households where a language other than English is spoken.



Fall 2015 – Mentees for whom a language other than English is spoken at home	
Language	# of mentees
Spanish	10
Portuguese	10
German	3
Bengali	2
Korean	7
Mandarin/Cantonese	20
Arabic	9
Farsi	2
Hebrew	1
Greek	2
Other/not sure	8
Shanghaiese	1
TOTAL MENTEES	75

Fall 2015 Community Programming : A Sampling of What's Ahead!

ArtLifting Art Exhibition Reception – October 17th


Poster Girl Film Screening – October 20th

Treat and Greet – October 23rd

Community Football Day – October 24th

College Conversations Family Event – October 29th

Faculty Speaker Series: “Lessons from Ebola” – November 5th



Responses to Questions About the SEC

- First Floor Plan
- Hours of Operation

LEVEL 1

WESTERN AVENUE

SEC EAST



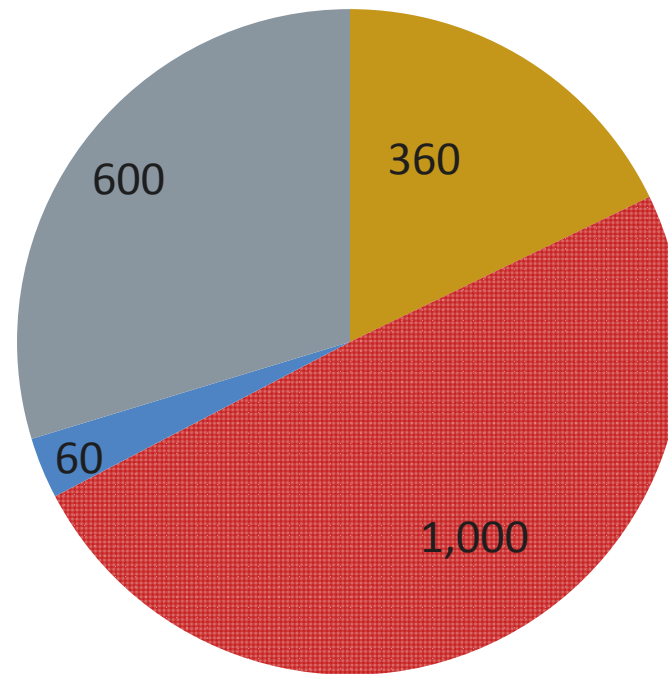
BEHNISCH ARCHITEKTEN

SEC Transportation Overview Agenda

1. Building population
2. Parking
3. Traffic volumes
4. Shuttle bus service
5. Bicycles
6. Pedestrians

Building Population

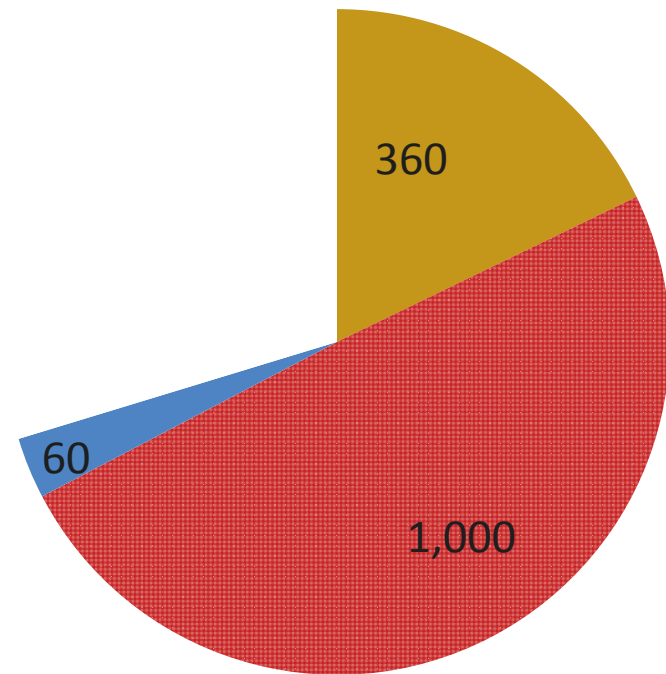
- Faculty and staff
- Masters, PhD students, researchers
- Undergraduates
 - 1,000 students
 - 600 in building at one time
- Institutional office at 114 Western Avenue



- Faculty/Staff
- Graduate Students/Researchers
- Institutional Office
- Undergraduates

Commuting Population

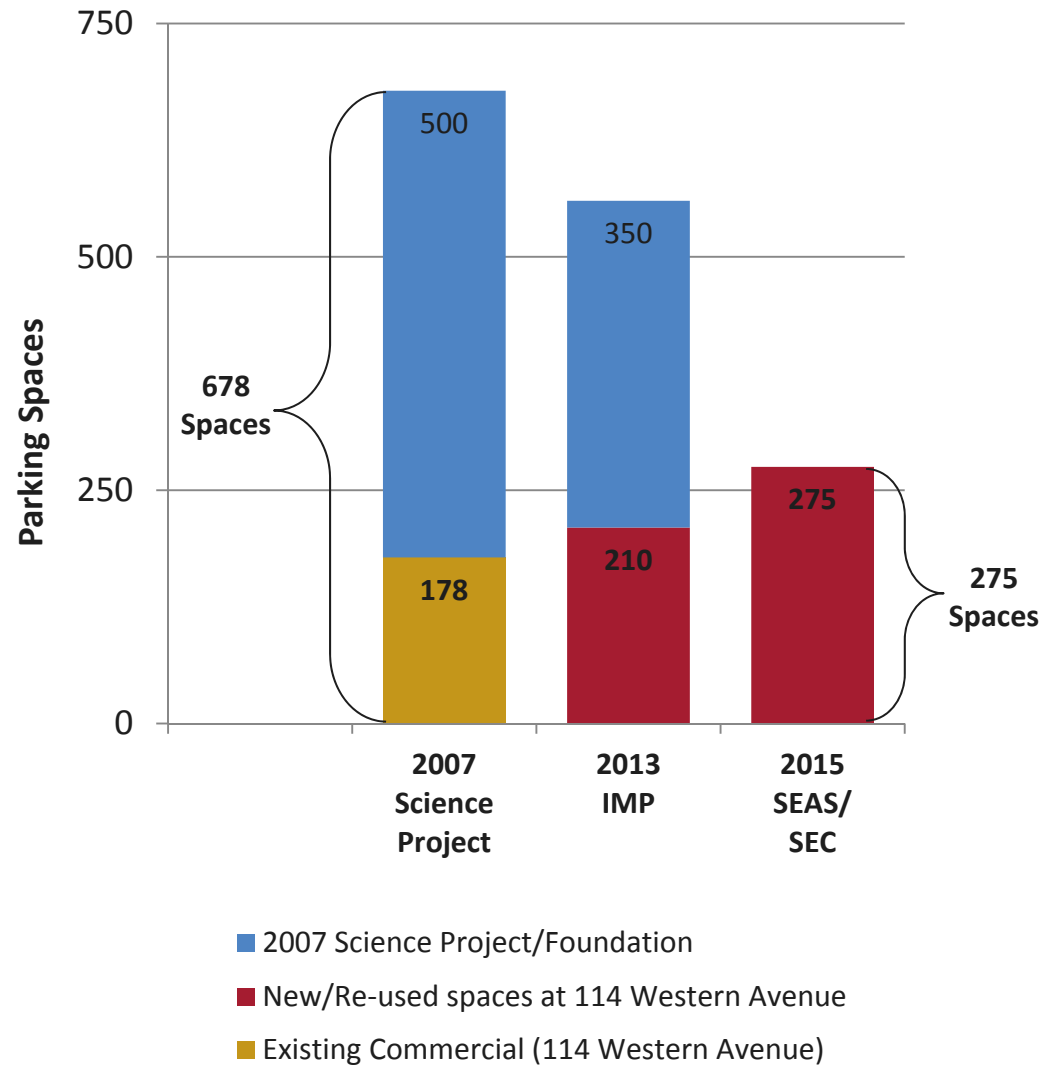
- Auto mode share of ~21%
- Grad students/researchers with low auto use
- No undergraduates



- Faculty/Staff
- Graduate Students/Researchers
- Institutional Office

Parking Estimates

- 275 spaces for SEAS/SEC
 - Re-use 120 existing spaces at 114 Western Avenue
 - Relocate 58 existing spaces
 - Add 97 spaces
- Significantly less than 2007 Science Project



Existing Parking: 178 spaces

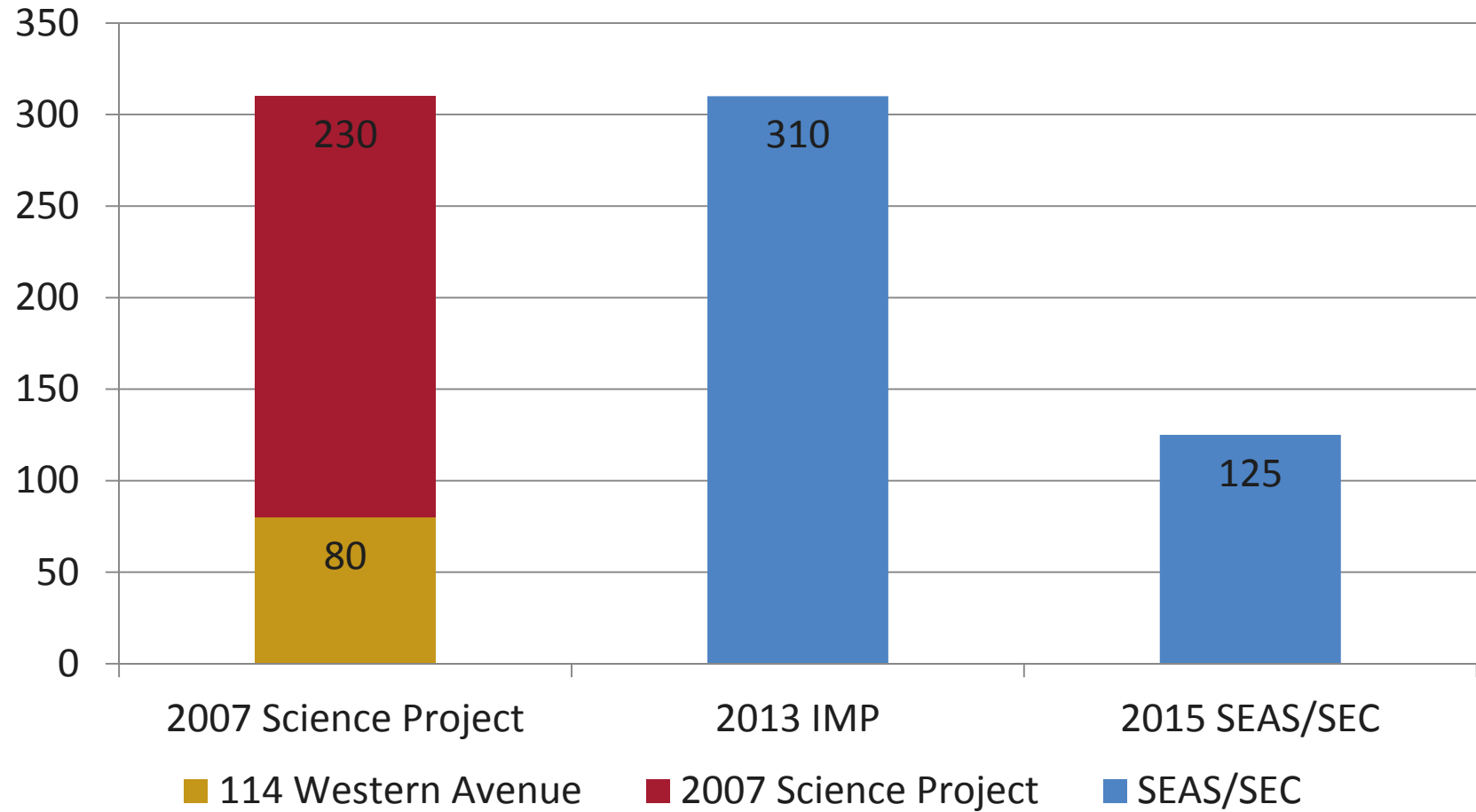


Future Parking: 275 spaces

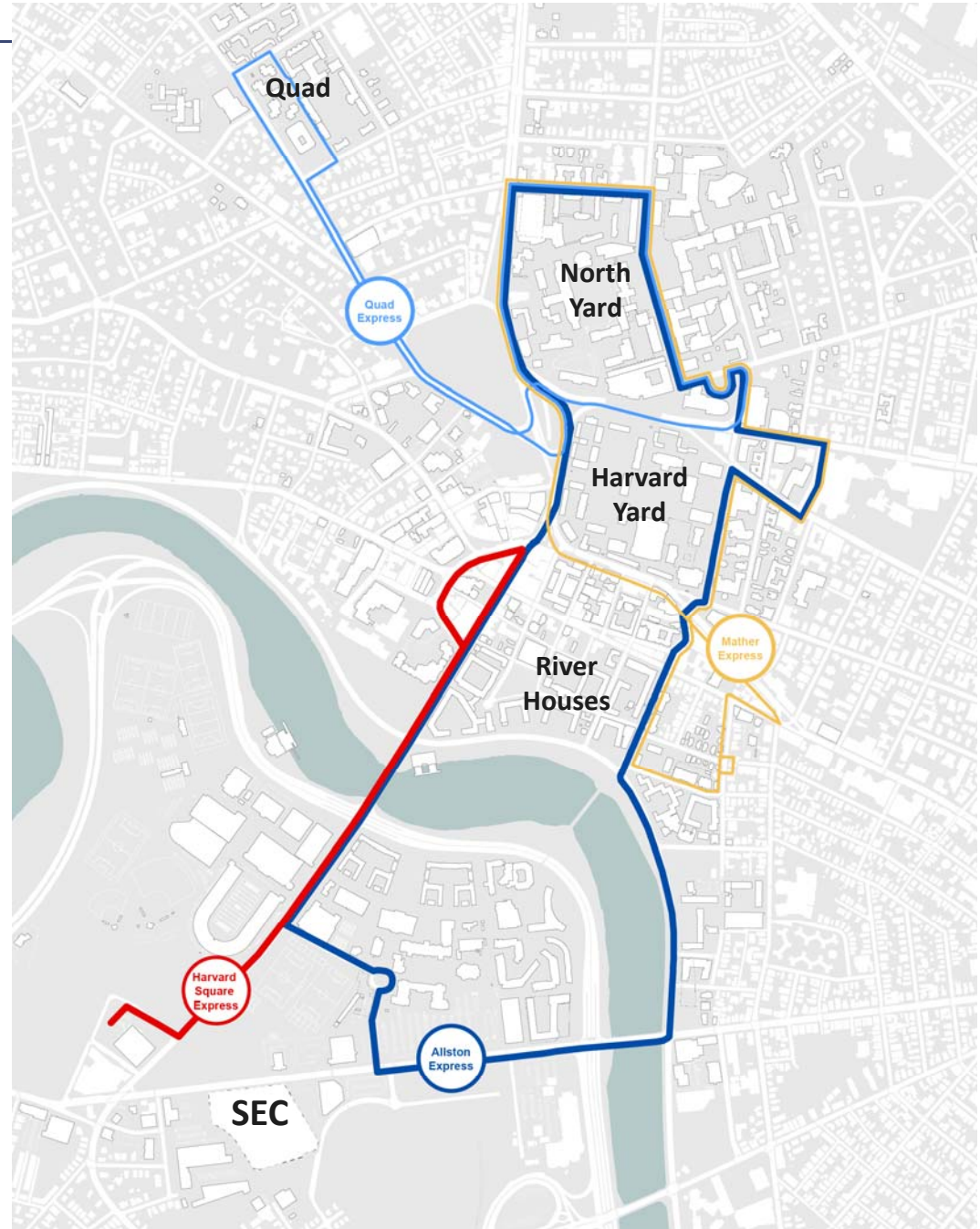


Traffic: Significantly Less than 2007 Science Project

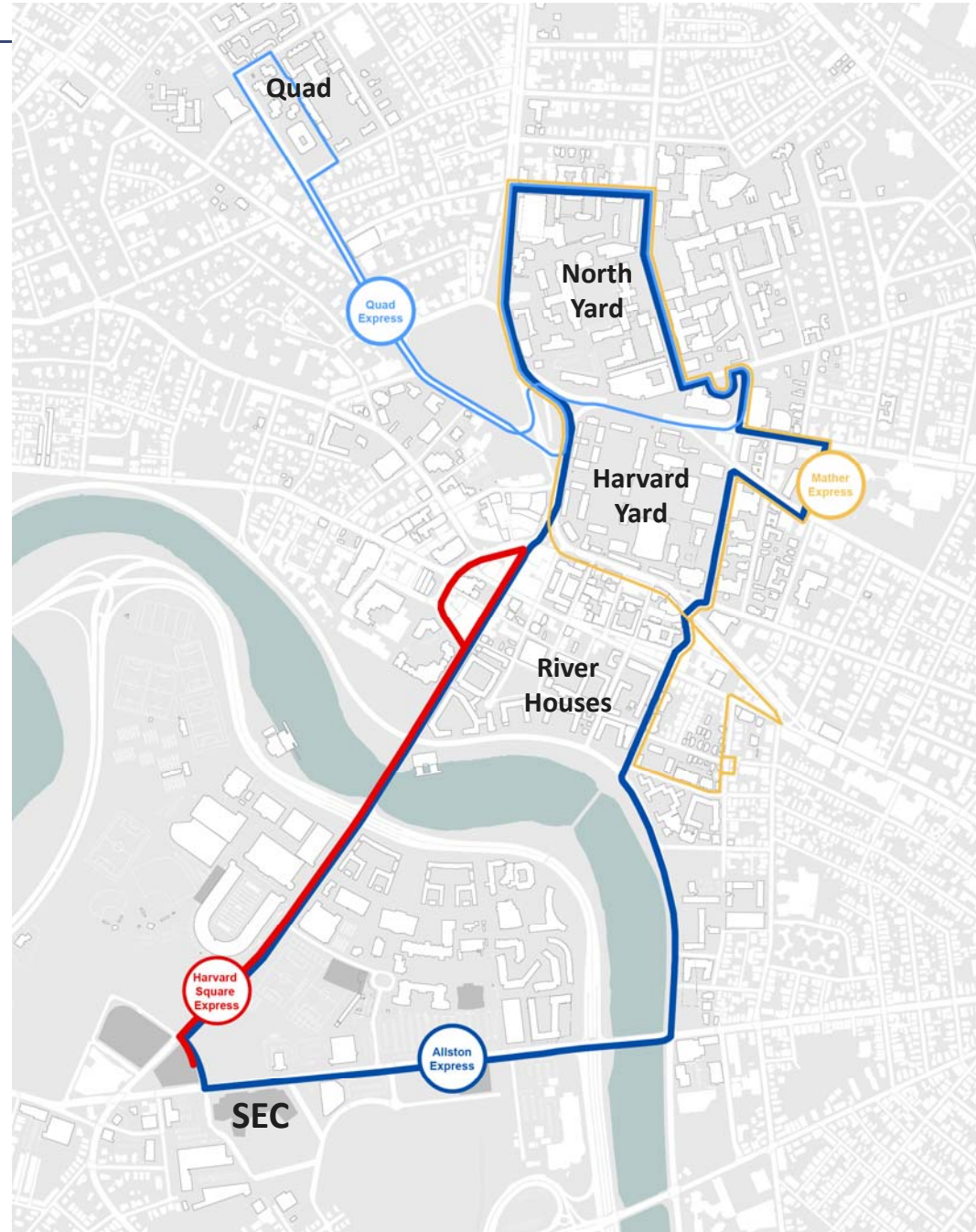
Morning Peak Hour Vehicle Trips



Existing Shuttle Bus Routes



Future Shuttle Bus Routes



Bicycle Network

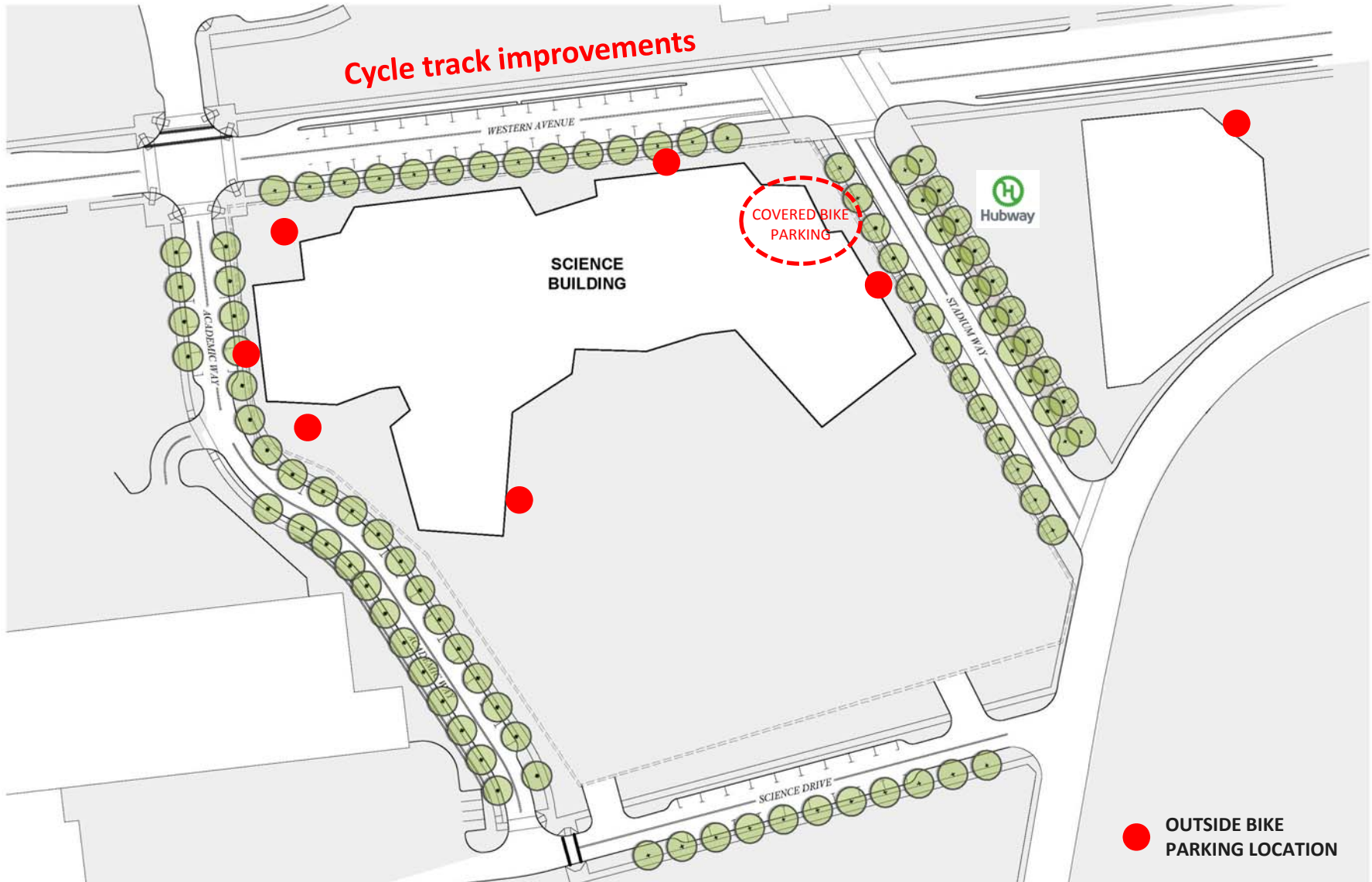


Anderson Bridge improvements

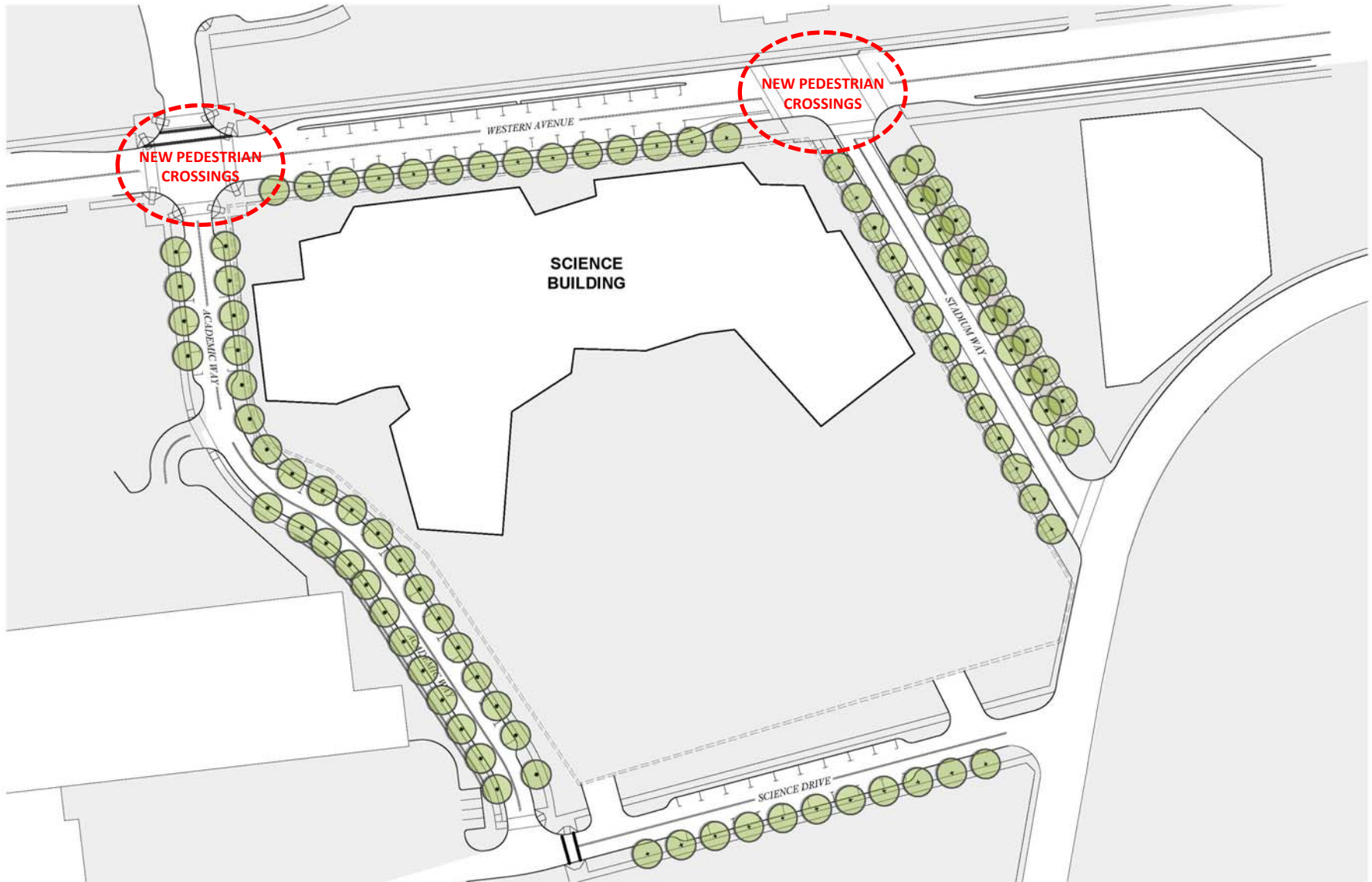
Weeks Bridge improvements

Barry's Corner improvements

Bicycles: Parking and Cycle Track Improvements



Pedestrians: Sidewalk Improvements and New Crossings



Elements of IMPNF/NPC Filing

- Relationship to the Approved IMP
- Description of the Project
- Transportation and Parking
- Pedestrian Level Winds
- Shadows
- Daylight Analysis
- Air Quality
- Groundwater
- Solid and Hazardous Waste
- Noise
- Construction Logistics
- Sustainability
- Urban Design
- Water, Sewage, and Stormwater
- Energy Systems
- LEED Checklist
- Climate Change Resiliency
- Accessibility