

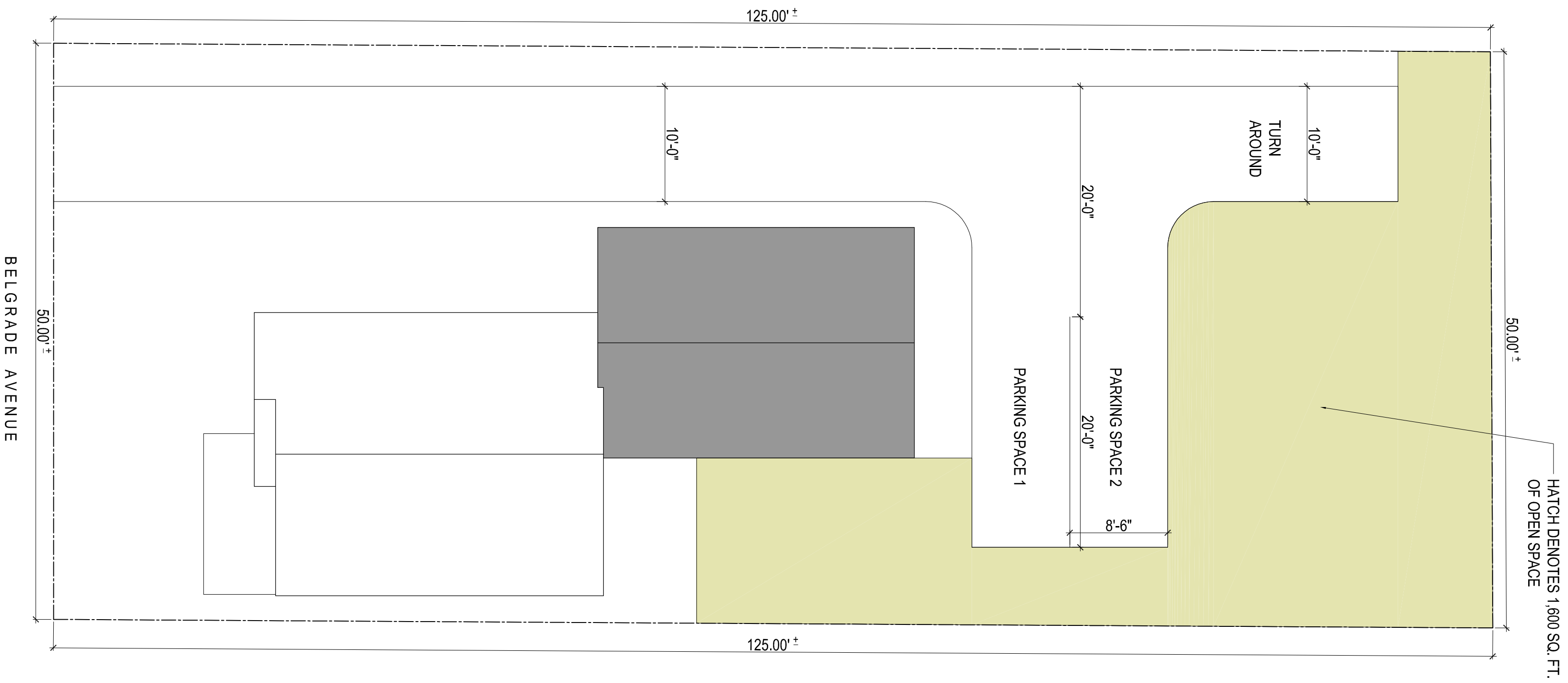
REV.	DATE	DESCRIPTION
1/A	X-XX-XX	XXX

243 BELGRADE AVENUE  
ROSLINDALE, MA  
ZONING REVIEW

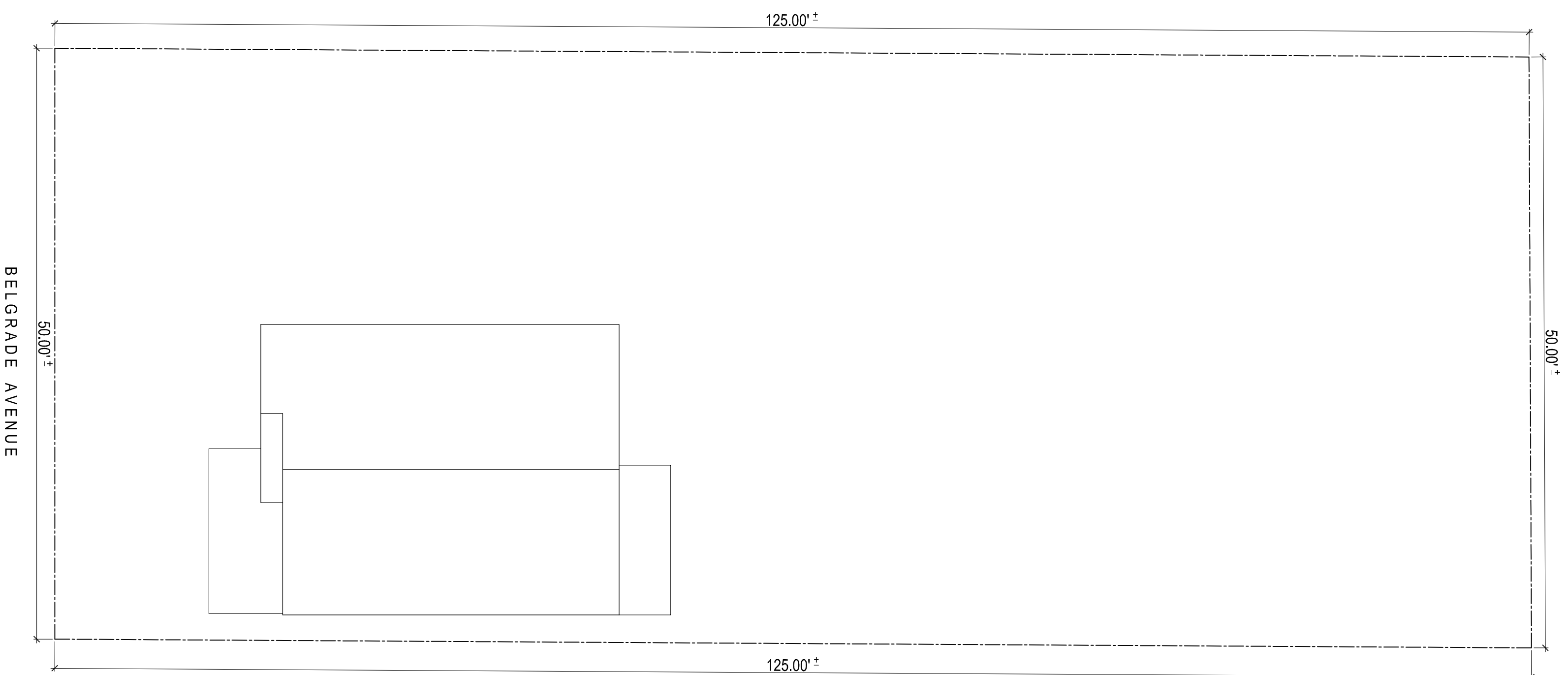
ITEM	3E-4000 / ROSLINDALE
ZONING DISTRICT	SINGLE FAMILY
EXISTING USE	TWO FAMILY
PROPOSED USE	6,250 S.F.

TABLE C  
DIMENSIONAL REGULATIONS

ITEM	REQUIRED	EXISTING	PROPOSED
MIN. LOT SIZE	4,000 S.F.	6,250 S.F.	6,250 S.F.
ADDITIONAL LOT SIZE PER UNIT	2,000 S.F.	2,250 S.F.	2,250 S.F.
MIN. LOT WIDTH	40'	50'	50'
MIN. FRONT YARD SETBACK	40'	0' (1.425 S.F.)	0' (2,246 S.F.)
MIN. SIDE YARD SETBACK	35'-0"	33'-0"	33'-0"
MAX. ALLOWABLE BUILDING HEIGHT	3 STORIES	13' (EXISTING)	13' (EXISTING)
MIN. FRONT YARD	20'	2'-2" / 23'-2" (EXISTING)	14'-3" / 19'-6" (PROPOSED)
MIN. SIDE YARD	10'	7'-2"	5'-0"
MIN. REAR YARD	40'	80' S.F. PER UNIT	80' S.F.
MIN. USABLE OPEN SPACE	800 S.F. PER UNIT	1,800 SQ. FT.	1,800 SQ. FT.



PROPOSED SITE USE PLAN

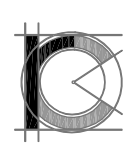


EXISTING SITE USE PLAN



GENERAL NOTE:  
VERIFY AND CONFIRM ALL CONDITIONS AND/OR DIMENSIONS SHOWN PRIOR TO COMMENCING CONSTRUCTION OR ORDERING MATERIALS. NOTIFY ARCHITECT OF ANY INCONSISTENCIES FOR REVIEW AND APPROVAL BEFORE PROCEEDING WITH CONSTRUCTION.

James McClure  
243 Belgrade Avenue  
Roslindale, Ma 02131



ROCHE - CHRISTOPHER  
ARCHITECTURE, LLC

415 Neponset Ave. www. roche-christopher.com  
Dorchester, Massachusetts 02122

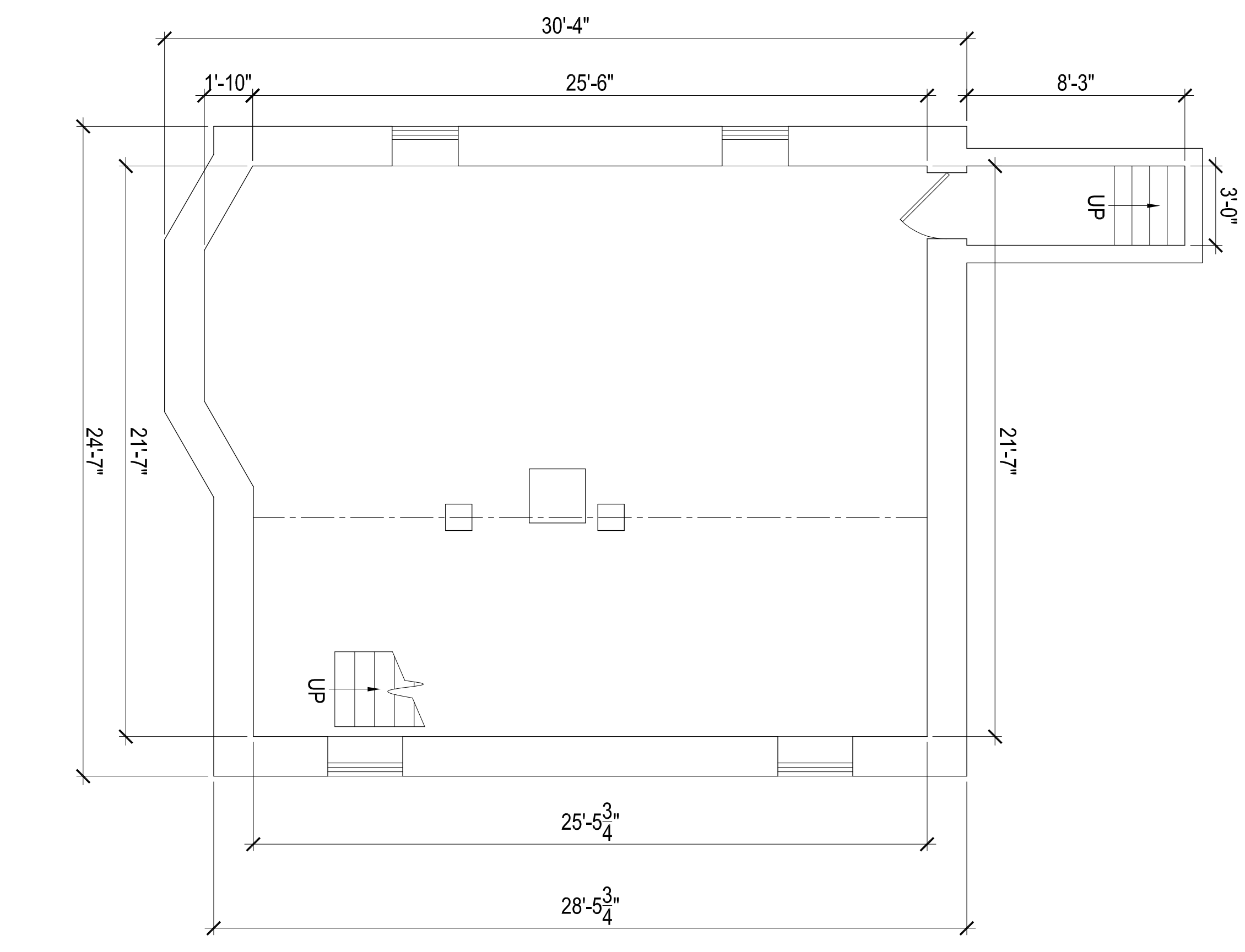
Telephone: 617-282-0030  
Fax: 617-282-1080

EXISTING & PROPOSED  
SITE USE PLAN

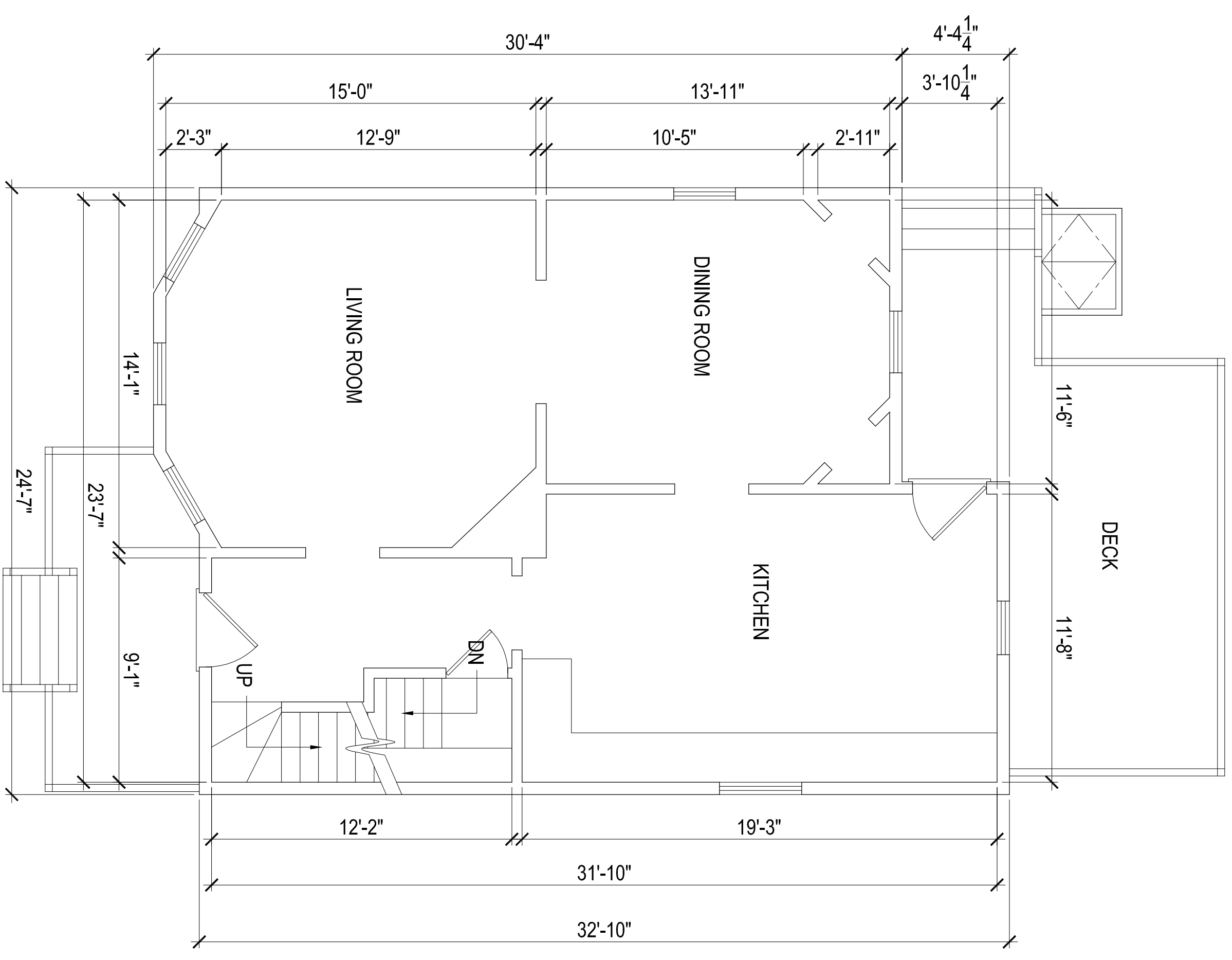
PROJECT #  
14-003  
DATE: 11-30-13  
REV:  
SCALE:  
1/4" = 1'-0"  
DRAWN BY:  
CD  
CHECKED BY:  
W. Christopher

C1

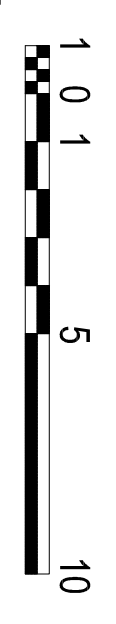
REV.	DATE	DESCRIPTION
1	X-XX-XX	XXX




BASEMENT PLAN



FIRST FLOOR PLAN



GENERAL NOTE:  
 VERIFY AND CONFIRM ALL CONDITIONS AND/OR DIMENSIONS SHOWN  
 PRIOR TO COMMENCING CONSTRUCTION OR ORDERING MATERIALS.  
 NOTIFY ARCHITECT OF ANY INCONSISTENCIES FOR REVIEW AND  
 APPROVAL BEFORE PROCEEDING WITH CONSTRUCTION.



EXISTING FLOOR PLANS

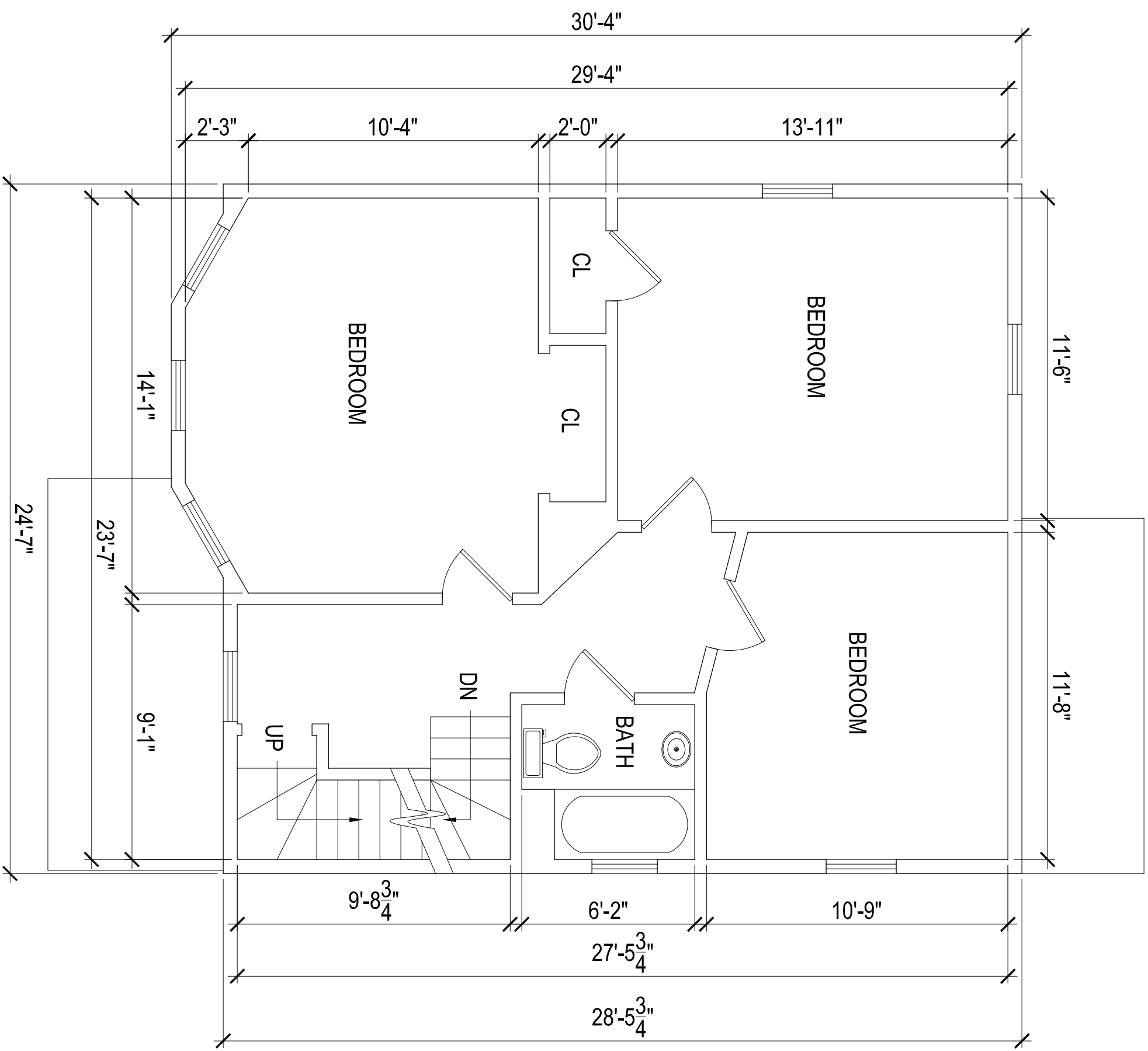
CHECKED BY:  
 W. Christopher  
 CD  
 DRAWN BY:  
 CD  
 SCALE:  
 1/4" = 1'-0"  
 DATE: 11-30-13  
 PROJECT #  
 14-003

James McClure  
 243 Belgrade Avenue  
 Roslindale, Ma 02131

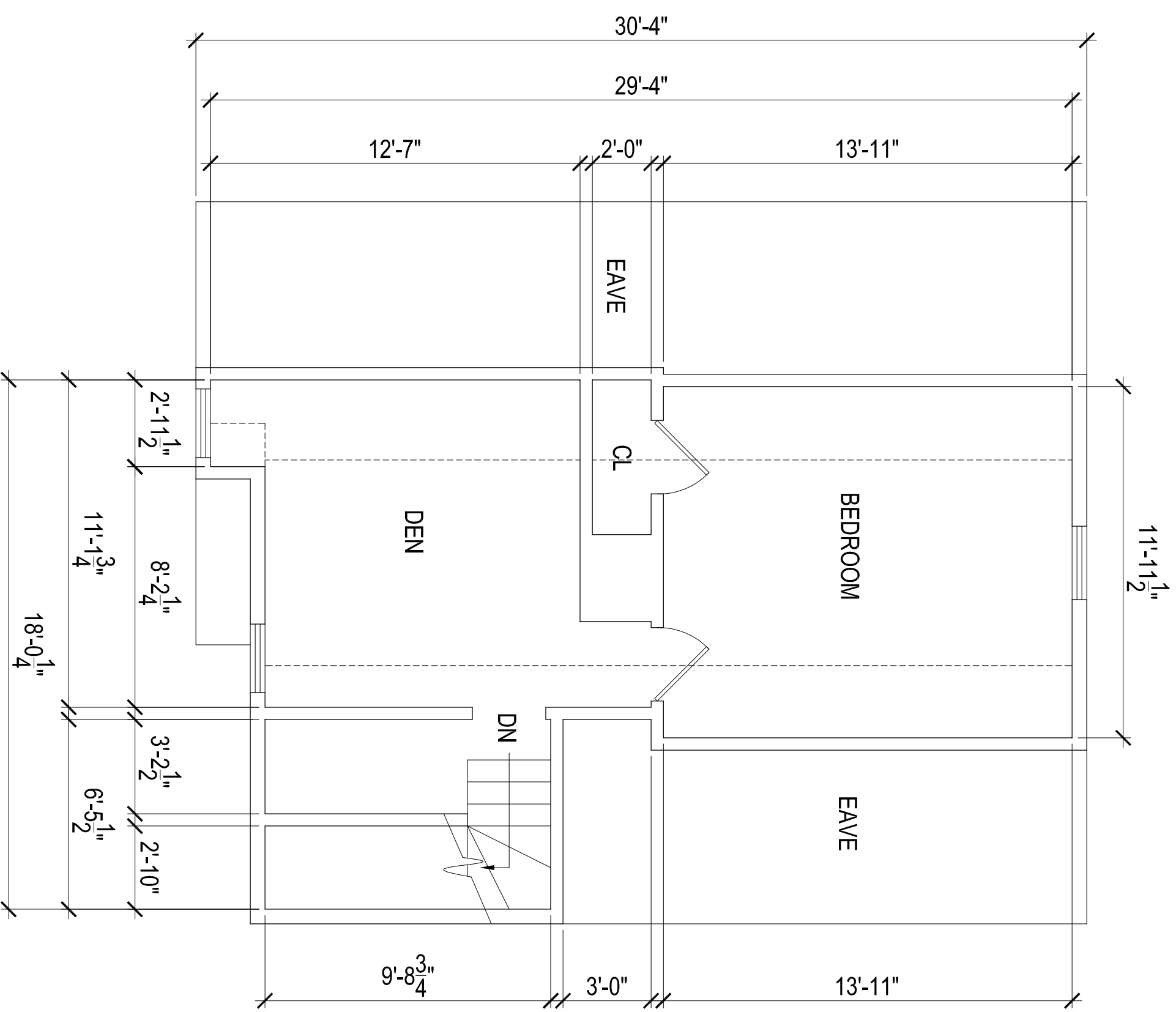
**ROCHE - CHRISTOPHER**  
 ARCHITECTURE, LLC

415 Neponset Ave. www.roche-christopher.com Telephone: 617-283-0030  
 Dorchester, Massachusetts 02122 Fax: 617-282-1080

REV.	DATE	DESCRIPTION
1/A	X-XX-XX	XXX



SECOND FLOOR PLAN

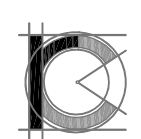


THIRD FLOOR PLAN



GENERAL NOTE:  
 VERIFY AND CONFIRM ALL CONDITIONS AND/OR DIMENSIONS SHOWN  
 PRIOR TO COMMENCING CONSTRUCTION OR ORDERING MATERIALS.  
 NOTIFY ARCHITECT OF ANY INCONSISTENCIES FOR REVIEW AND  
 APPROVAL BEFORE PROCEEDING WITH CONSTRUCTION.

James McClure  
 243 Belgrade Avenue  
 Roslindale, Ma 02131



**ROCHE - CHRISTOPHER**  
 ARCHITECTURE, LLC

415 Neponset Ave. www.roche-christopher.com  
 Dorchester, Massachusetts 02122

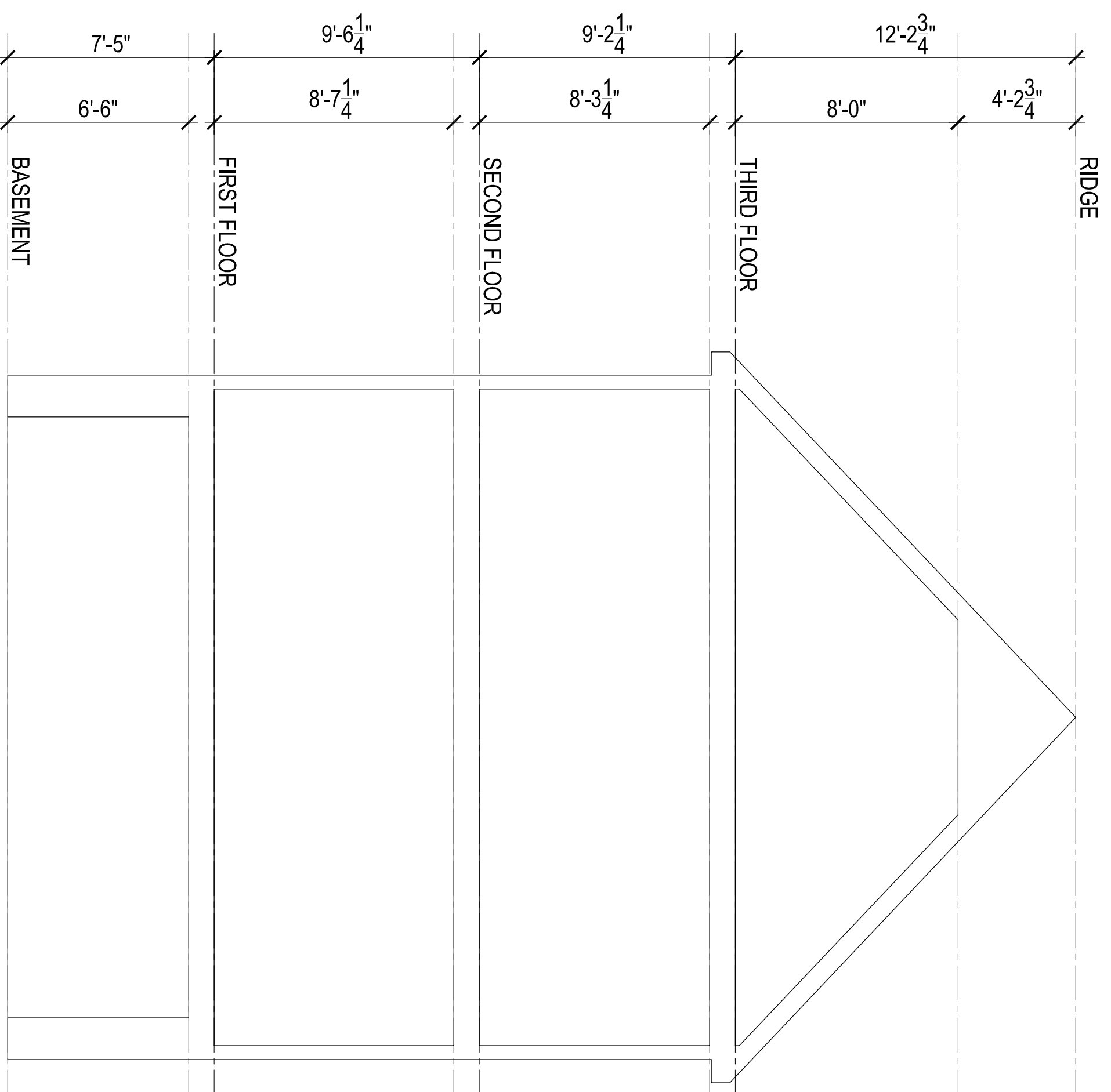
Telephone: 617-283-0030  
 Fax: 617-282-1080

PROJECT #  
14-003  
 DATE: 11-30-13  
 REV:  
 SCALE:  
1/4" = 1'-0"  
 DRAWN BY:  
CD  
 CHECKED BY:  
W. Christopher


EXISTING FLOOR PLANS

EX2

REV.	DATE	DESCRIPTION
1	X-XX-XX	XXX



BUILDING SECTION



ROOF PLAN



GENERAL NOTE:  
 VERIFY AND CONFIRM ALL CONDITIONS AND/OR DIMENSIONS SHOWN  
 PRIOR TO COMMENCING CONSTRUCTION OR ORDERING MATERIALS.  
 NOTIFY ARCHITECT OF ANY INCONSISTENCIES FOR REVIEW AND  
 APPROVAL BEFORE PROCEEDING WITH CONSTRUCTION.

**EX3**

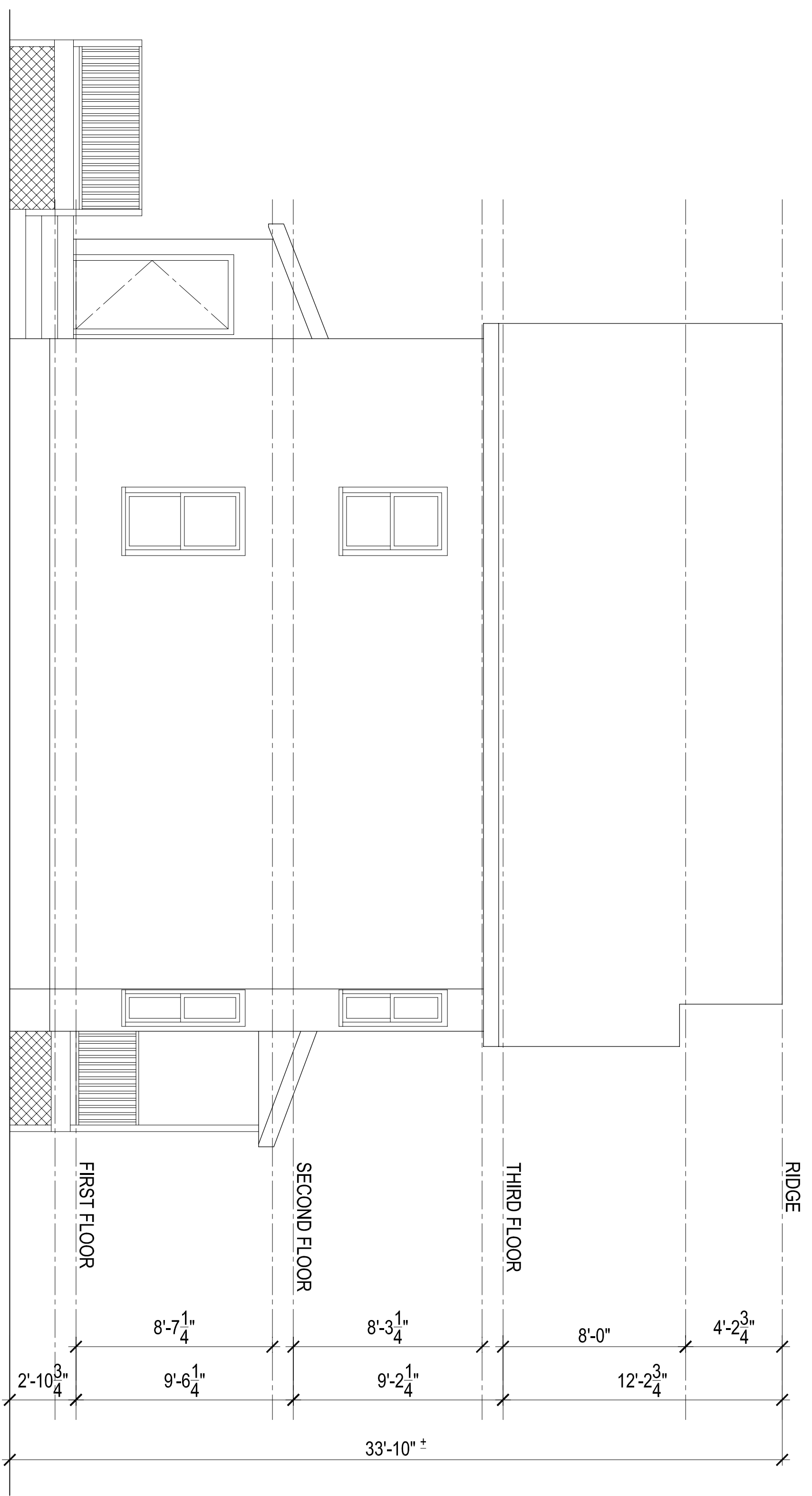
EXISTING ROOF PLAN  
 & BUILDING SECTION

CHECKED BY:  
 W. Christopher  
 CD  
 DRAWN BY:  
 CD  
 SCALE:  
 1/4" = 1'-0"  
 DATE: 11-30-13  
 REV:  
 PROJECT #  
 14-003

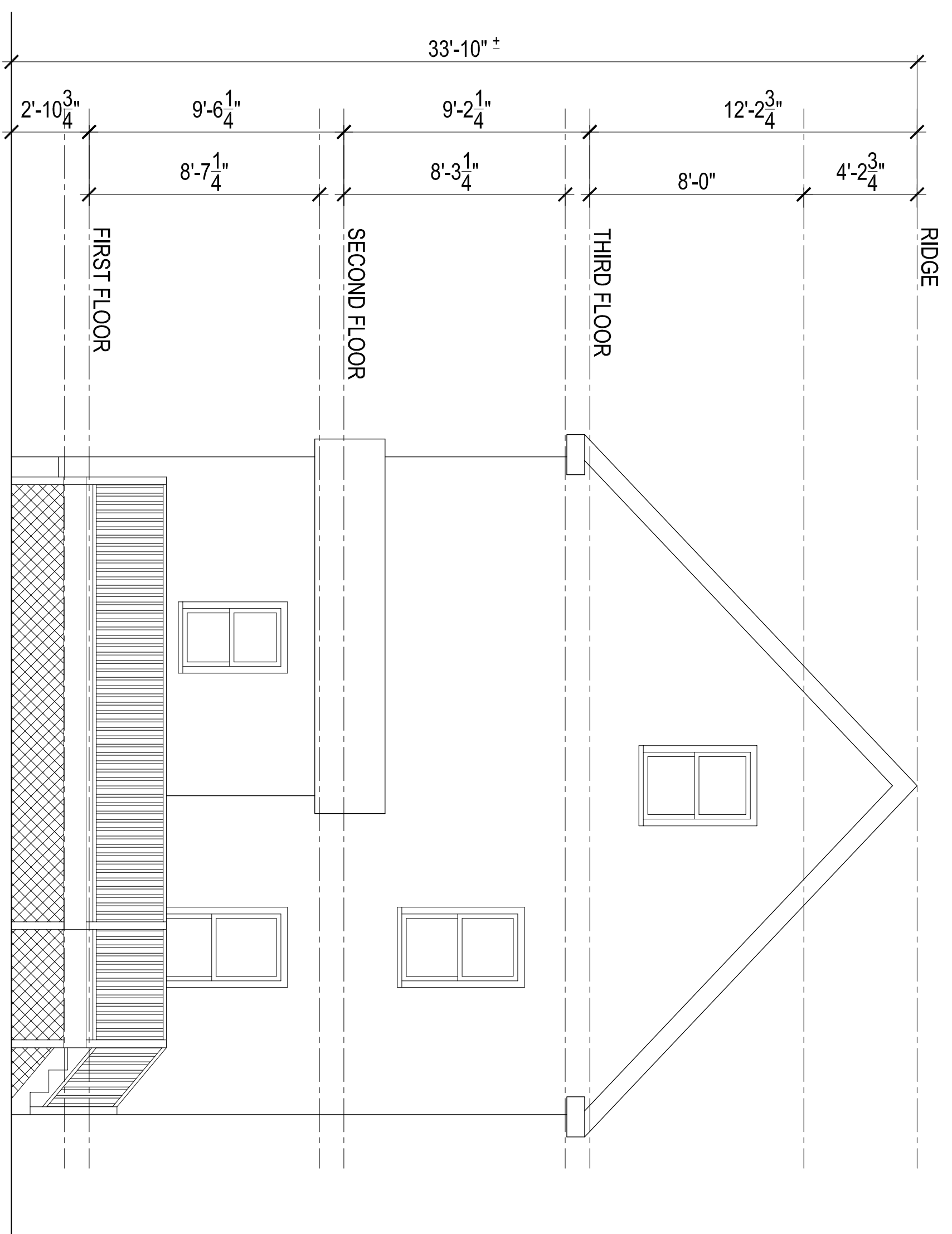
James McClure  
 243 Belgrade Avenue  
 Roslindale, Ma 02131

**ROCHE - CHRISTOPHER**  
 ARCHITECTURE, LLC  
 415 Neponset Ave. www.roche-christopher.com Telephone: 617-282-0030  
 Dorchester, Massachusetts 02122 Fax: 617-282-1080

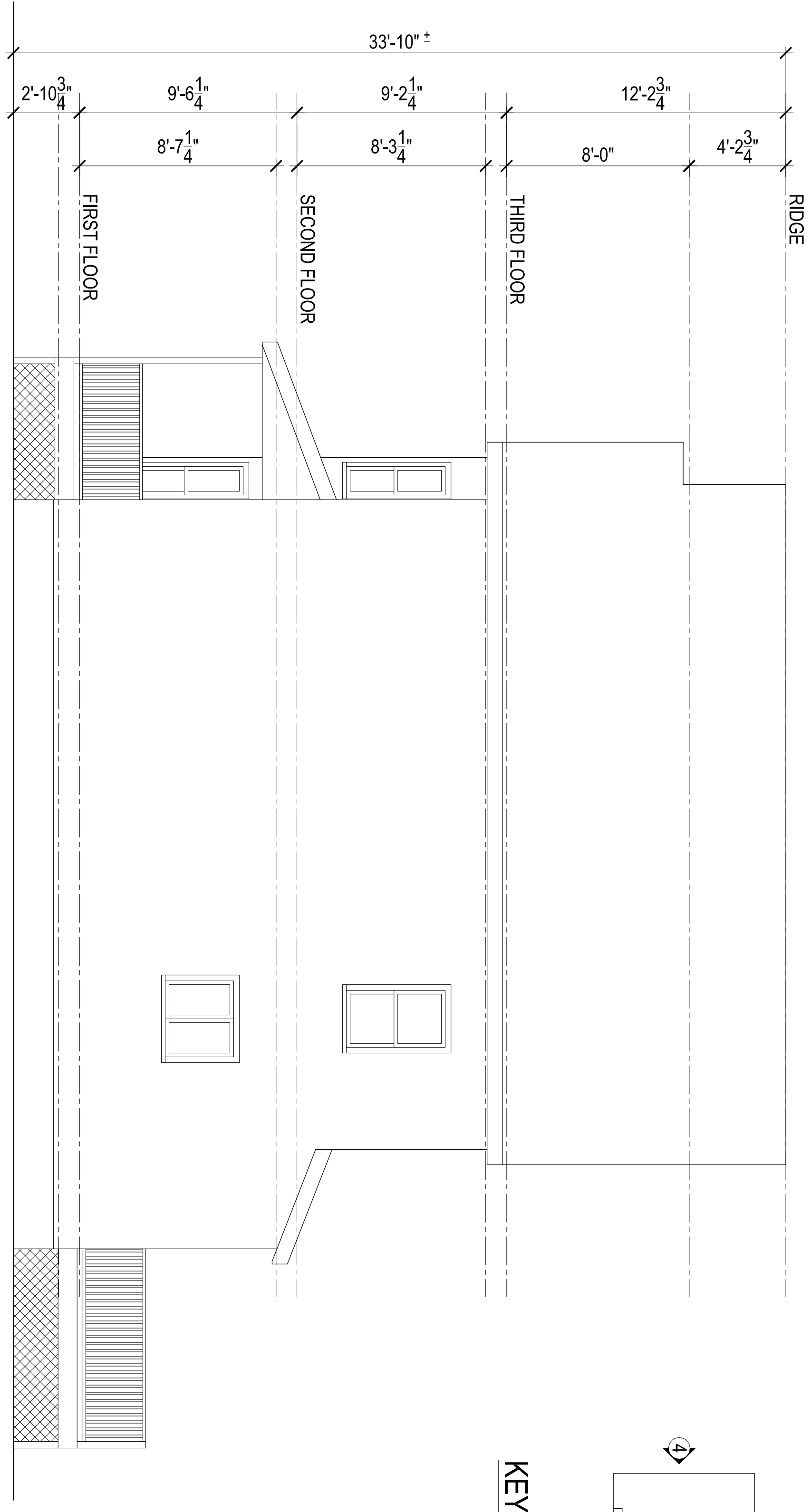
REV.	DATE	DESCRIPTION
1/A	X-XX-XX	XXX



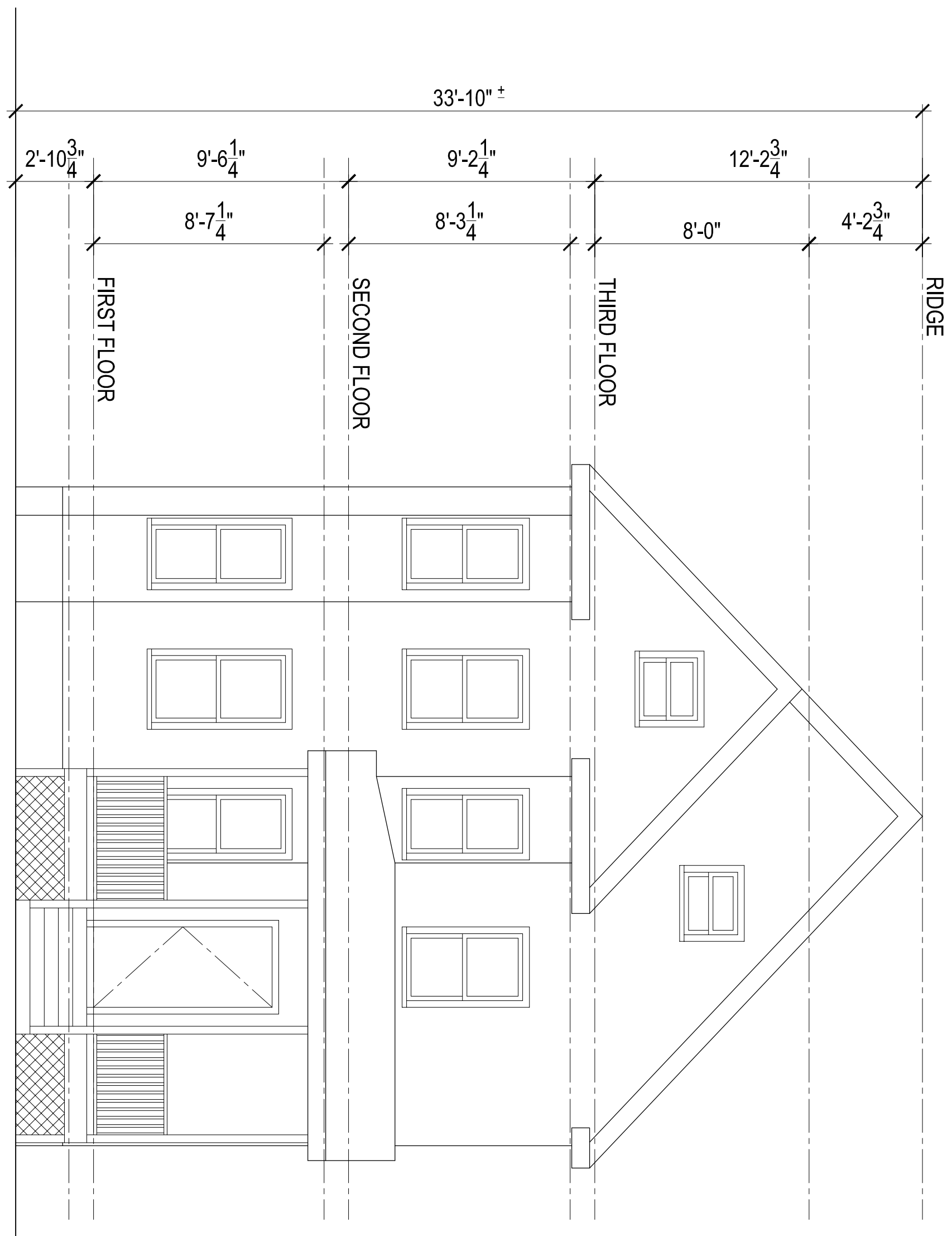
ELEVATION 4



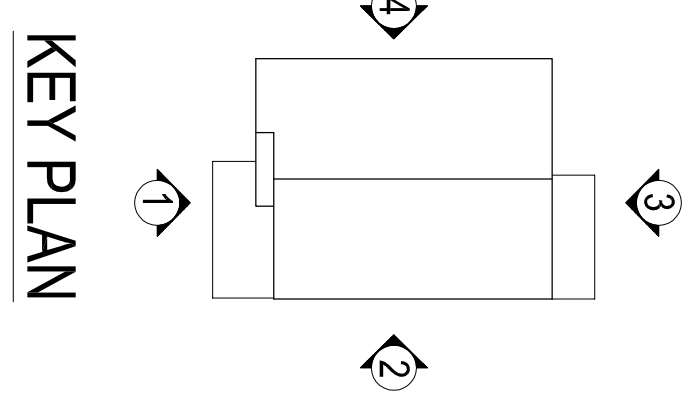
ELEVATION 3



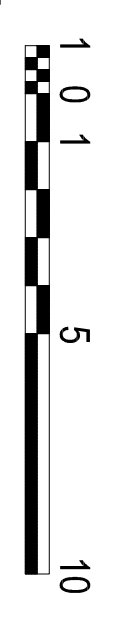
ELEVATION 2



ELEVATION 1



KEY PLAN



GENERAL NOTE:  
 VERIFY AND CONFIRM ALL CONDITIONS AND/OR DIMENSIONS SHOWN  
 PRIOR TO COMMENCING CONSTRUCTION OR ORDERING MATERIALS.  
 NOTIFY ARCHITECT OF ANY INCONSISTENCIES FOR REVIEW AND  
 APPROVAL BEFORE PROCEEDING WITH CONSTRUCTION.

EX4

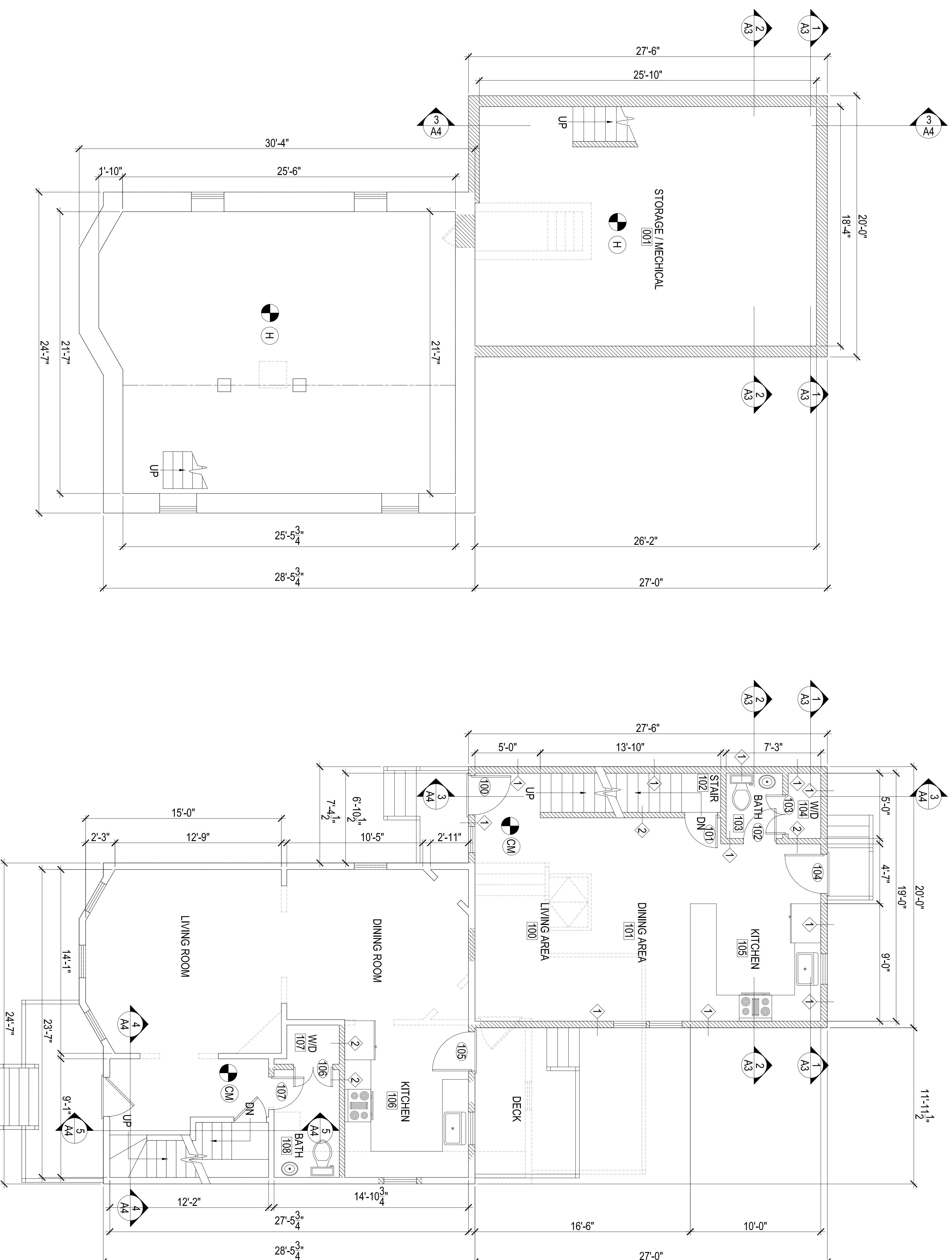
EXISTING ELEVATIONS

PROJECT # 14-003  
 DATE: 11-30-13  
 REV:  
 SCALE: 1/4" = 1'-0"  
 DRAWN BY:  
 CD  
 CHECKED BY:  
 W. Christopher

James McClure  
 243 Belgrade Avenue  
 Roslindale, Ma 02131

**ROCHE - CHRISTOPHER**  
 ARCHITECTURE, LLC  
 415 Neponset Ave. www.roche-christopher.com Telephone: 617-283-0030  
 Dorchester, Massachusetts 02122 Fax: 617-282-1080

REV.	DATE	DESCRIPTION
1	X-XX-XX	XXX



**BASEMENT PLAN**

**FIRST FLOOR PLAN**

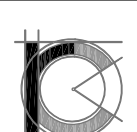
- LEGEND**
- EXISTING WALL TO REMAIN
  - EXISTING WALL TO BE REMOVED
  - PROPOSED WALL
  - EXISTING DOOR TO REMAIN
  - EXISTING DOOR TO BE REMOVED
  - PROPOSED DOOR
  - HARDWIRED & INTERCONNECTED SMOKE DETECTOR
  - HARDWIRED & INTERCONNECTED HEAT DETECTOR
  - HARDWIRED & INTERCONNECTED CARBON MONOXIDE DETECTOR

**GENERAL NOTE:**

VERIFY AND CONFIRM ALL CONDITIONS AND/OR DIMENSIONS SHOWN PRIOR TO COMMENCING CONSTRUCTION OR ORDERING MATERIALS. NOTIFY ARCHITECT OF ANY INCONSISTENCIES FOR REVIEW AND APPROVAL BEFORE PROCEEDING WITH CONSTRUCTION.



James McClure  
243 Belgrade Avenue  
Roslindale, Ma 02131



**ROCHE - CHRISTOPHER**  
ARCHITECTURE, LLC

415 Neponset Ave. www.roche-christopher.com  
Dorchester, Massachusetts 02122

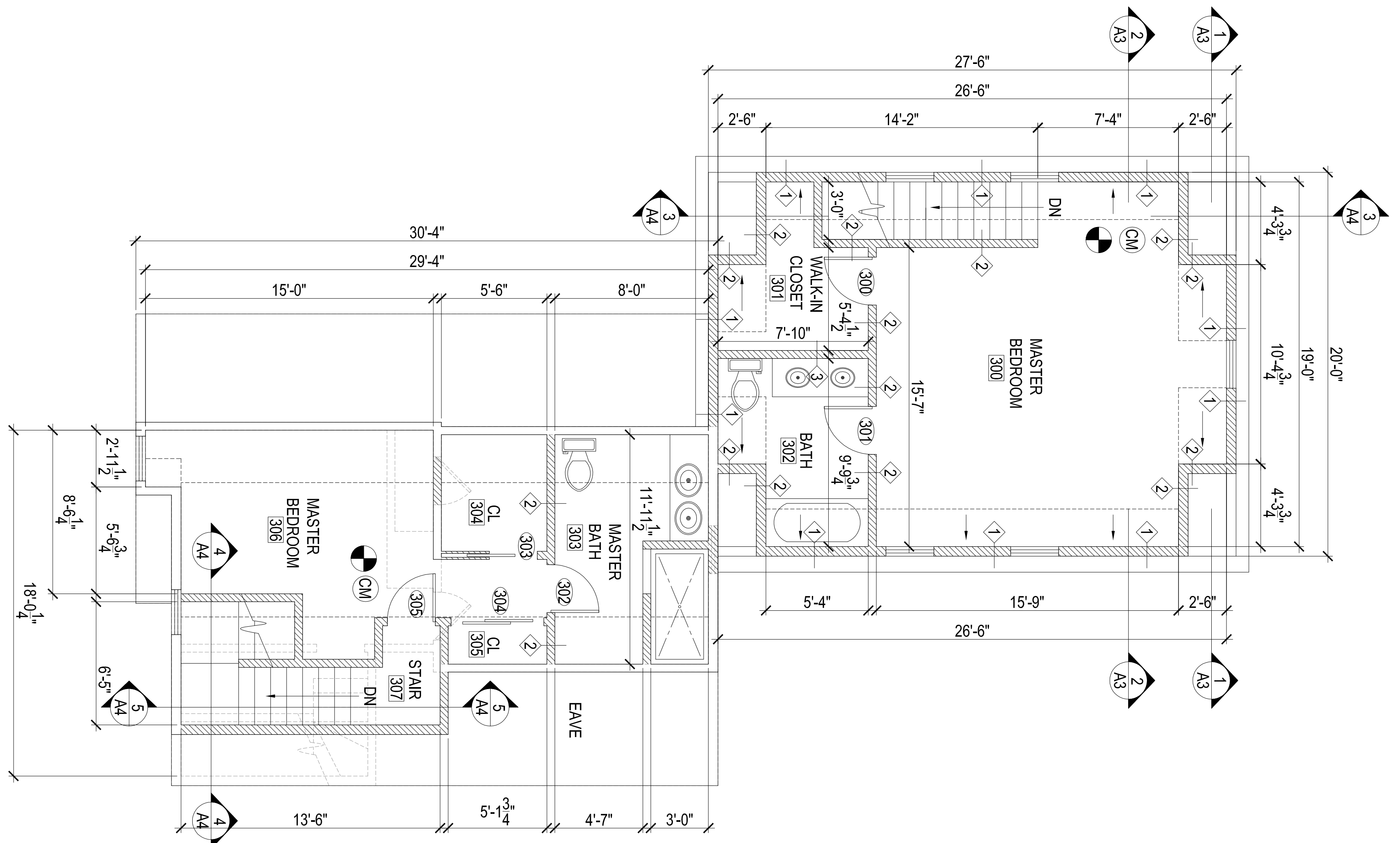
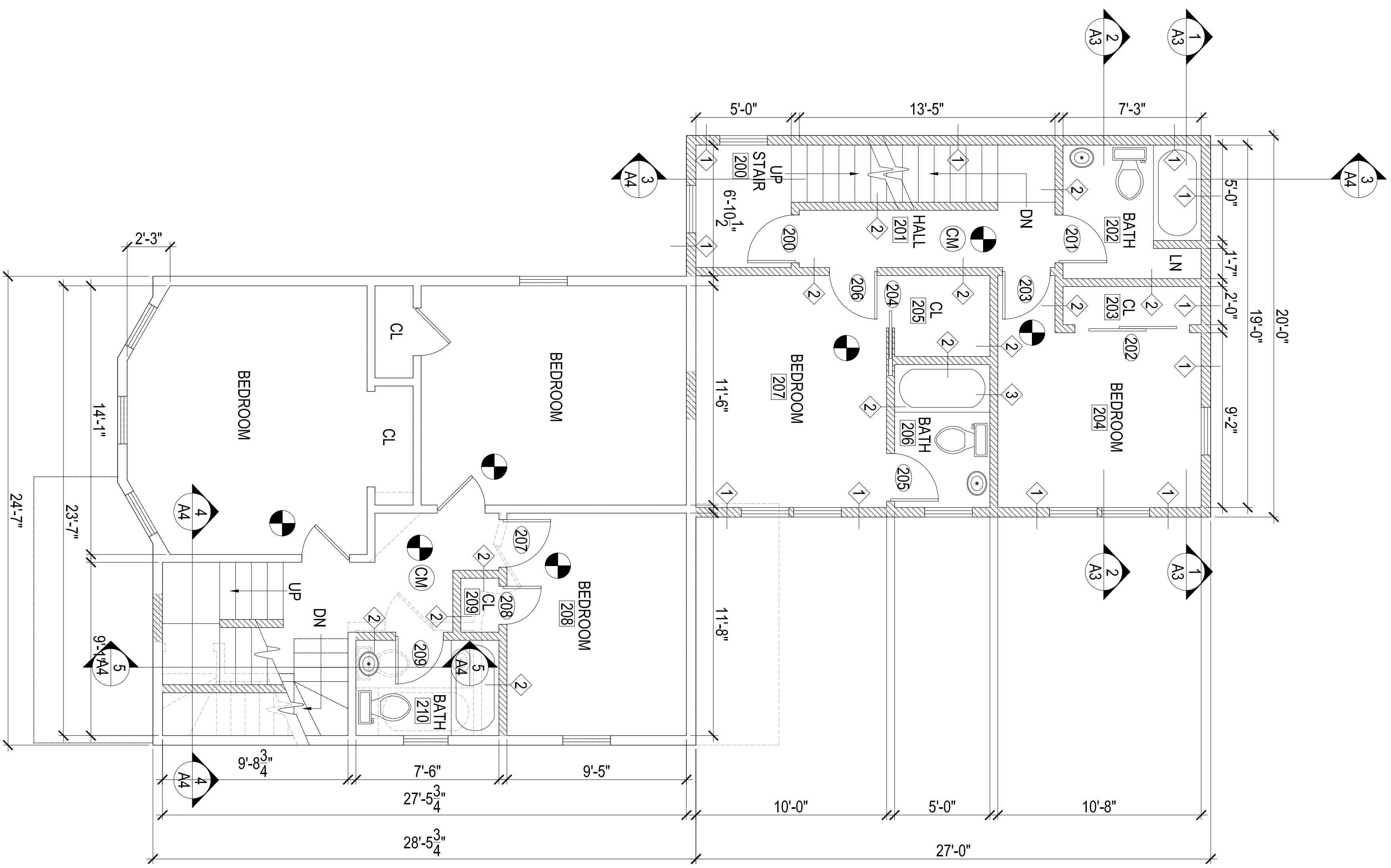
Telephone: 617-282-0030  
Fax: 617-282-1080

PROJECT #  
14-003  
DATE: 1-30-14  
REV:  
SCALE:  
1/4" = 1'-0"  
DRAWN BY:  
EB  
CHECKED BY:  
W. Christopher

**PROPOSED FLOOR  
PLANS**

**A1**

REV.	DATE	DESCRIPTION
1	X-XX-XX	XXX



- LEGEND**
- EXISTING WALL TO REMAIN
  - EXISTING WALL TO BE REMOVED
  - PROPOSED WALL
  - EXISTING DOOR TO REMAIN
  - EXISTING DOOR TO BE REMOVED
  - PROPOSED DOOR
  - HARDWIRED & INTERCONNECTED SMOKE DETECTOR
  - HARDWIRED & INTERCONNECTED HEAT DETECTOR
  - HARDWIRED & INTERCONNECTED CARBON MONOXIDE DETECTOR

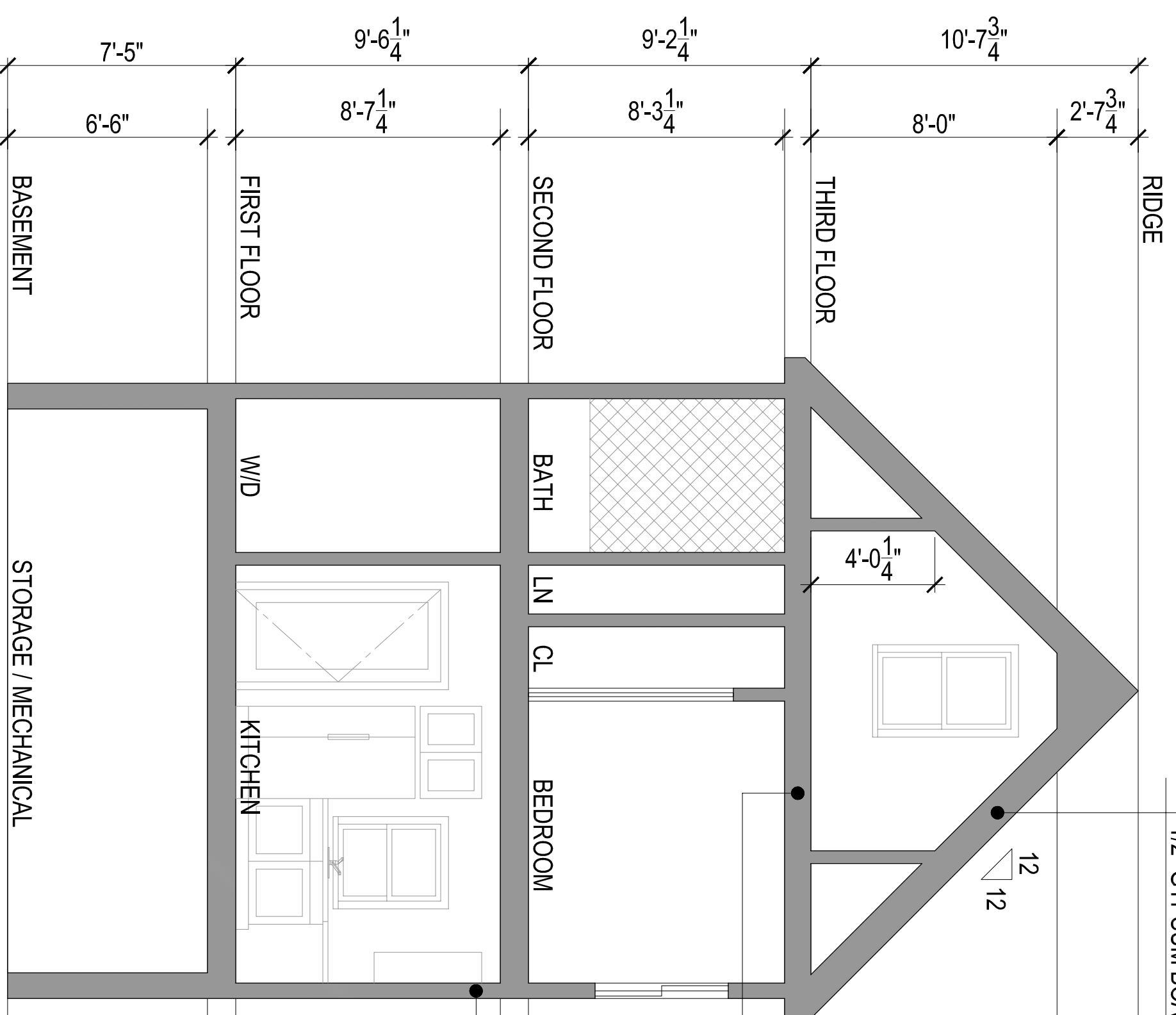
**GENERAL NOTE:**  
 VERIFY AND CONFIRM ALL CONDITIONS AND/OR DIMENSIONS SHOWN PRIOR TO COMMENCING CONSTRUCTION OR ORDERING MATERIALS. NOTIFY ARCHITECT OF ANY INCONSISTENCIES FOR REVIEW AND APPROVAL BEFORE PROCEEDING WITH CONSTRUCTION.

1 0 1 5 10

<b>A2</b>	<b>PROPOSED FLOOR PLANS</b>	CHECKED BY: W. Christopher DRAWN BY: EB	PROJECT # 14-003 DATE: 1-30-14 REV: SCALE: 1/4" = 1'-0"	<b>James McClure</b> 243 Belgrade Avenue Roslindale, Ma 02131	 <b>ROCHE - CHRISTOPHER</b> ARCHITECTURE, LLC <small>415 Neponset Ave. www.roche-christopher.com Telephone: 617-283-0030          Dorchester, Massachusetts 02122 Fax: 617-282-1080</small>
-----------	-----------------------------	--	--	---	--

REV.	DATE	DESCRIPTION
1/A	X-XX-XX	XXX

- ROOF
- ARCHITECTURAL ASPHALT ROOFING SHINGLES (ON 12:12 ROOF PITCH)
- ROOFING SHEATHING
- ROOF RAFTERS (SEE STRUCTURAL)
- W/ R-30 BATT INSULATION
- STRAPPING
- 1/2" GYPSUM BOARD

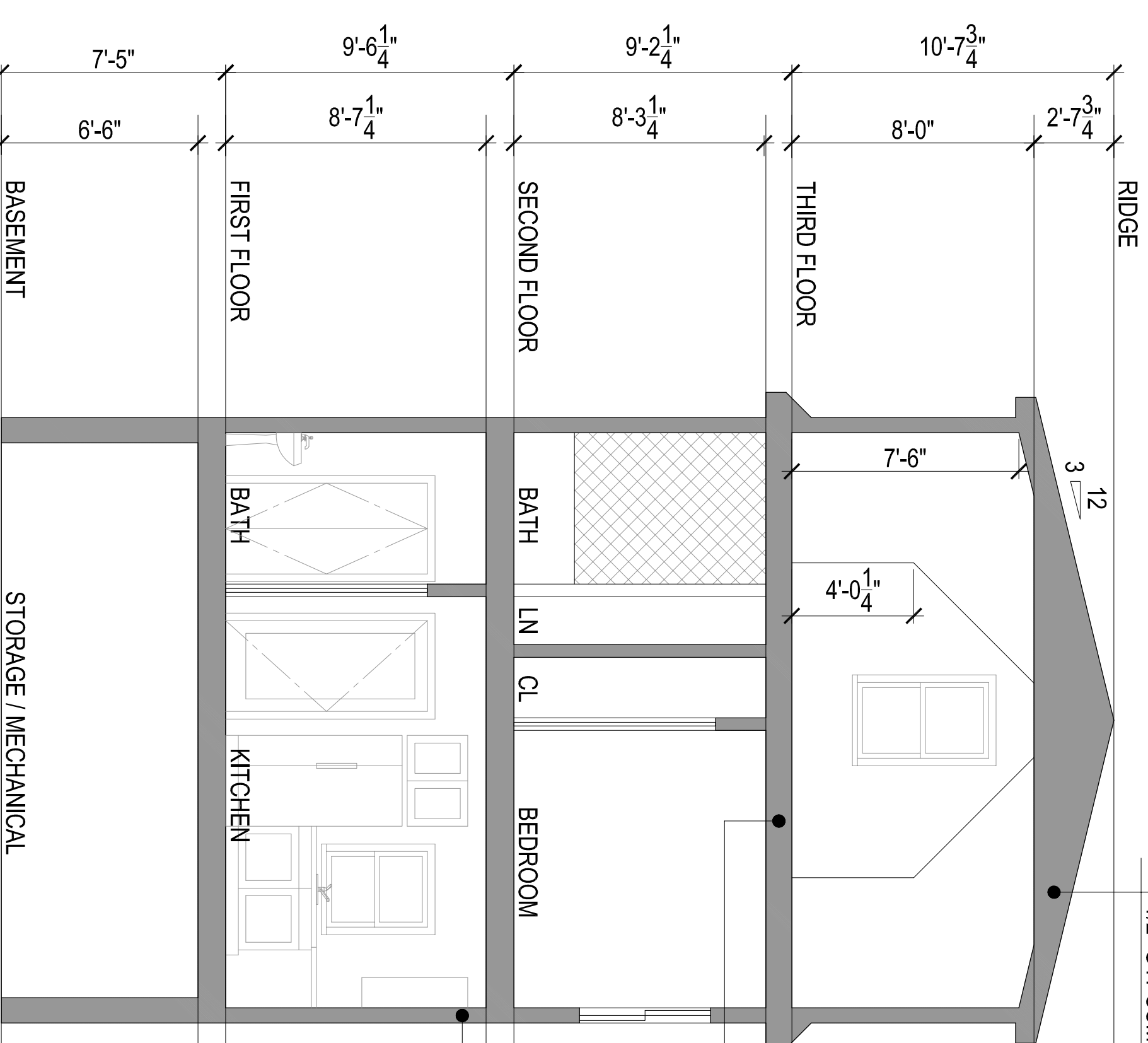


- FLOOR
- FINISH VARIES
- 3/4" PLYWOOD SUB FLOOR
- FLOOR JOISTS (SEE STRUCTURAL)
- W/ R-30 BATT INSULATION
- STRAPPING
- 1/2" GYPSUM BOARD

- EXTERIOR WALL
- 1/2" GYPSUM WALL BOARD
- VAPOR BARRIER
- 2x6 @ 16" O.C. w/ R-21 BATT INSULATION
- 1/2" PLYWOOD SHEATHING
- TYVEK HOUSE WRAP
- HARDI PLANK SIDING

- ROOF
- MEMBRANE RUBBER ROOFING (ON 12:3 ROOF PITCH)
- ROOFING SHEATHING
- ROOF RAFTERS (SEE STRUCTURAL)
- W/ R-30 BATT INSULATION
- STRAPPING
- 1/2" GYPSUM BOARD

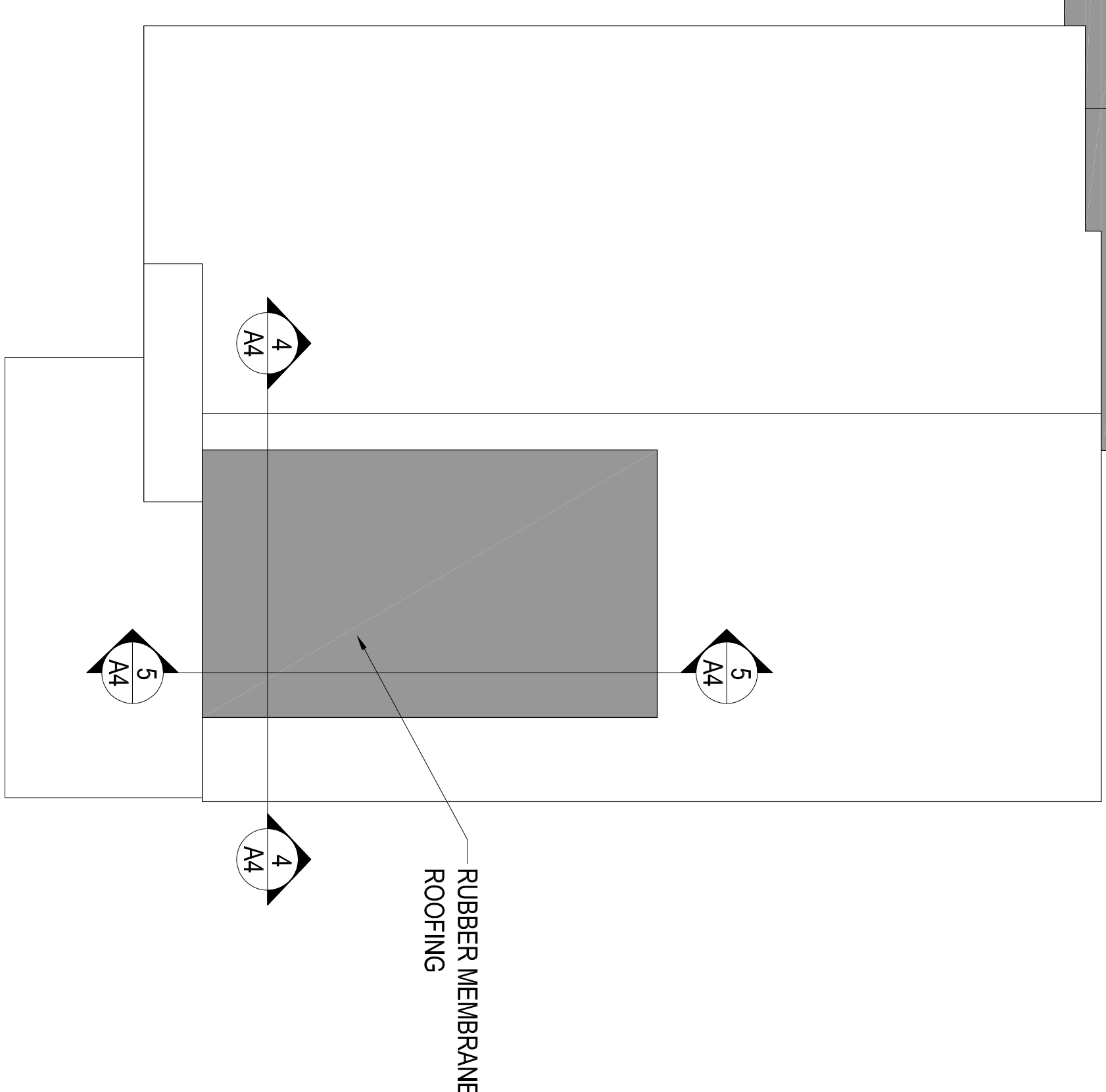
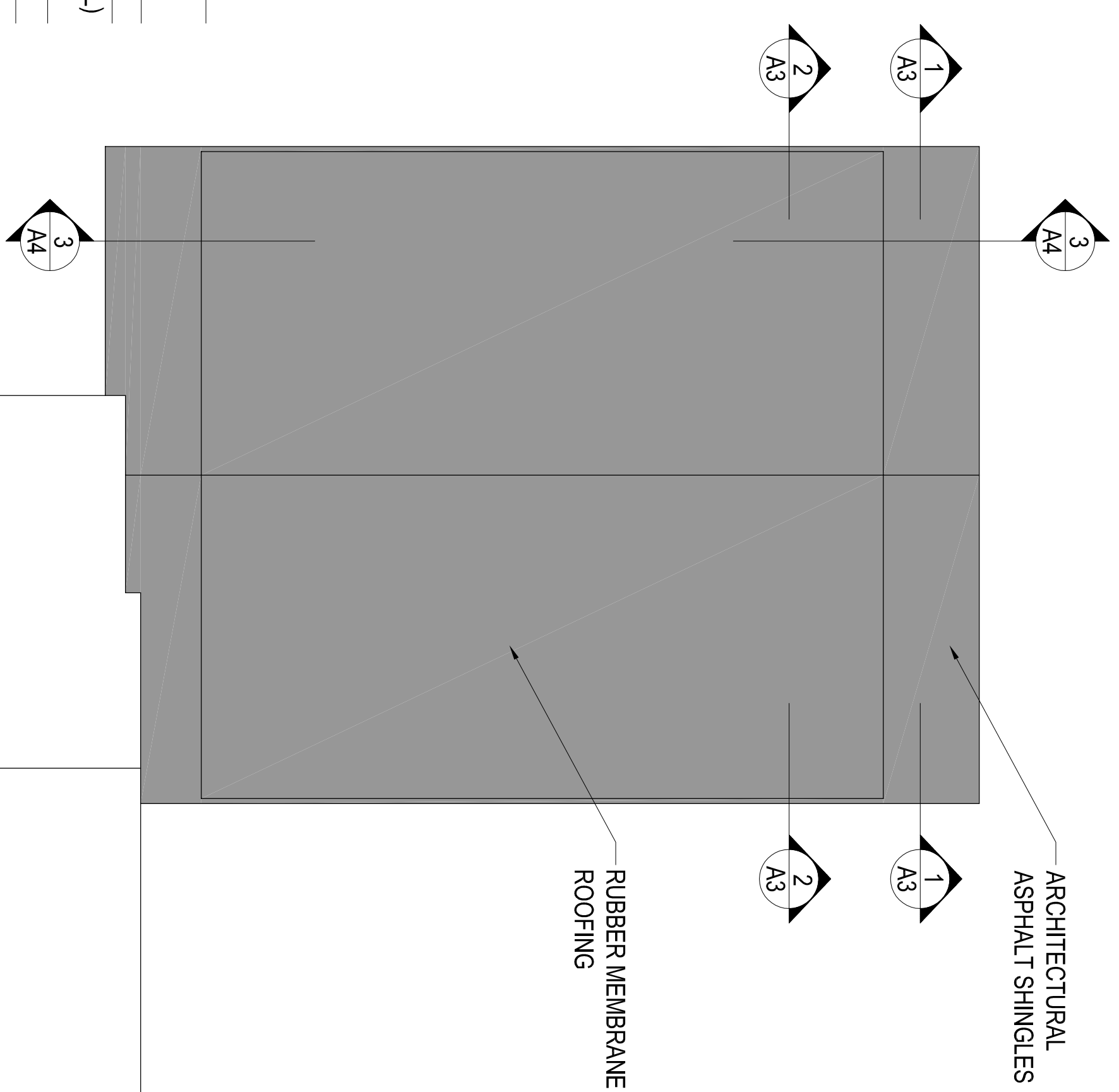
**BUILDING SECTION 1**



- FLOOR
- FINISH VARIES
- 3/4" PLYWOOD SUB FLOOR
- FLOOR JOISTS (SEE STRUCTURAL)
- W/ R-30 BATT INSULATION
- STRAPPING
- 1/2" GYPSUM BOARD

- EXTERIOR WALL
- 1/2" GYPSUM WALL BOARD
- VAPOR BARRIER
- 2x6 @ 16" O.C. w/ R-21 BATT INSULATION
- 1/2" PLYWOOD SHEATHING
- TYVEK HOUSE WRAP
- HARDI PLANK SIDING

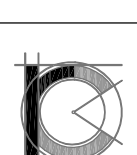
**BUILDING SECTION 2**



**ROOF PLAN**



GENERAL NOTE:  
VERIFY AND CONFIRM ALL CONDITIONS AND/OR DIMENSIONS SHOWN PRIOR TO COMMENCING CONSTRUCTION OR ORDERING MATERIALS. NOTIFY ARCHITECT OF ANY INCONSISTENCIES FOR REVIEW AND APPROVAL BEFORE PROCEEDING WITH CONSTRUCTION.



**ROCHE - CHRISTOPHER**  
ARCHITECTURE, LLC

415 Neponset Ave. www.roche-christopher.com  
Dorchester, Massachusetts 02122

Telephone: 617-283-0030  
Fax: 617-282-1080

James McClure  
243 Belgrade Avenue  
Roslindale, Ma 02131

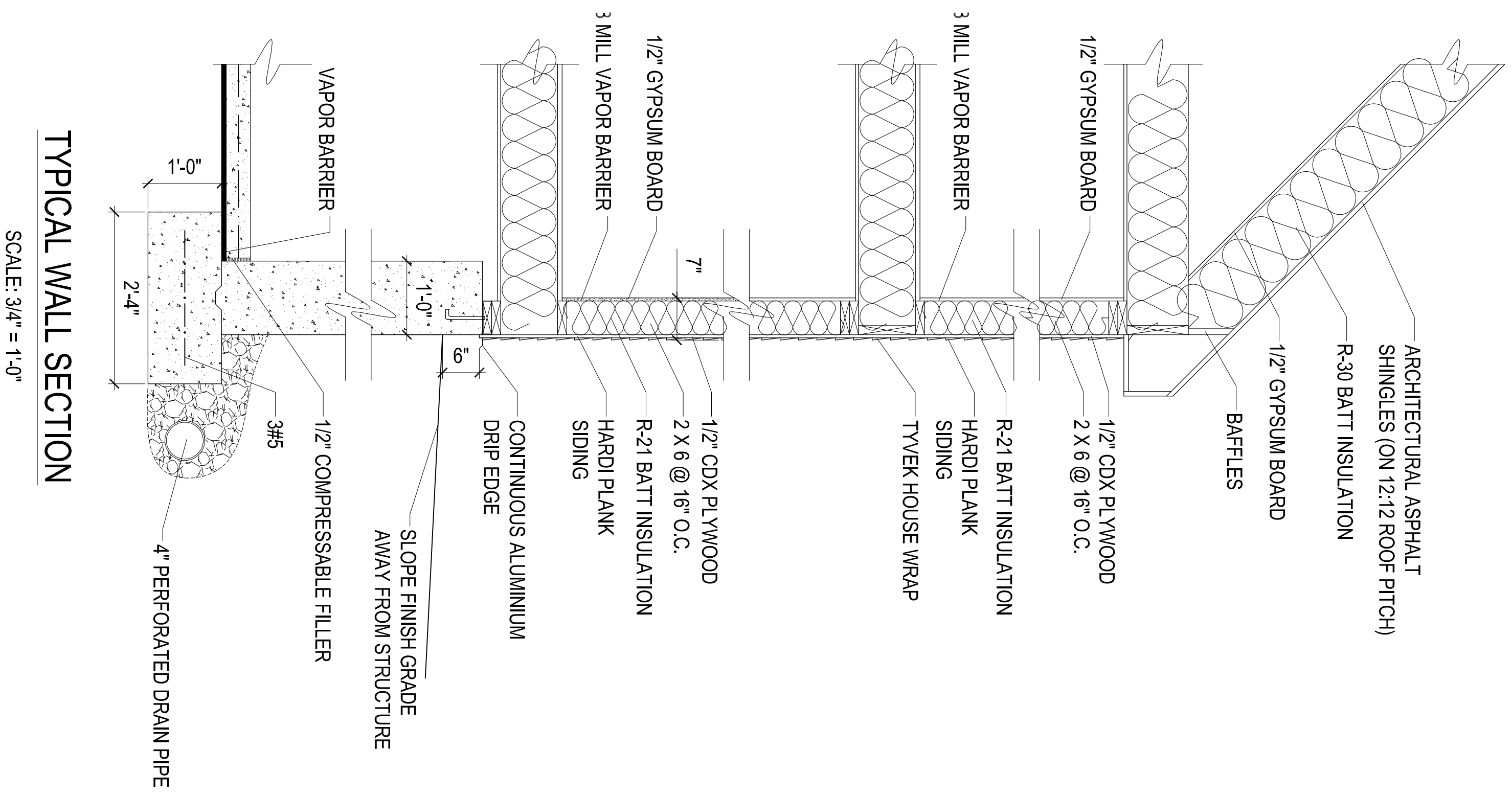
PROJECT # 14-003  
DATE: 1-30-14  
REV:  
SCALE: 1/4" = 1'-0"  
DRAWN BY: CD  
CHECKED BY: W. Christopher

PROPOSED ROOF PLAN  
& BUILDING SECTION

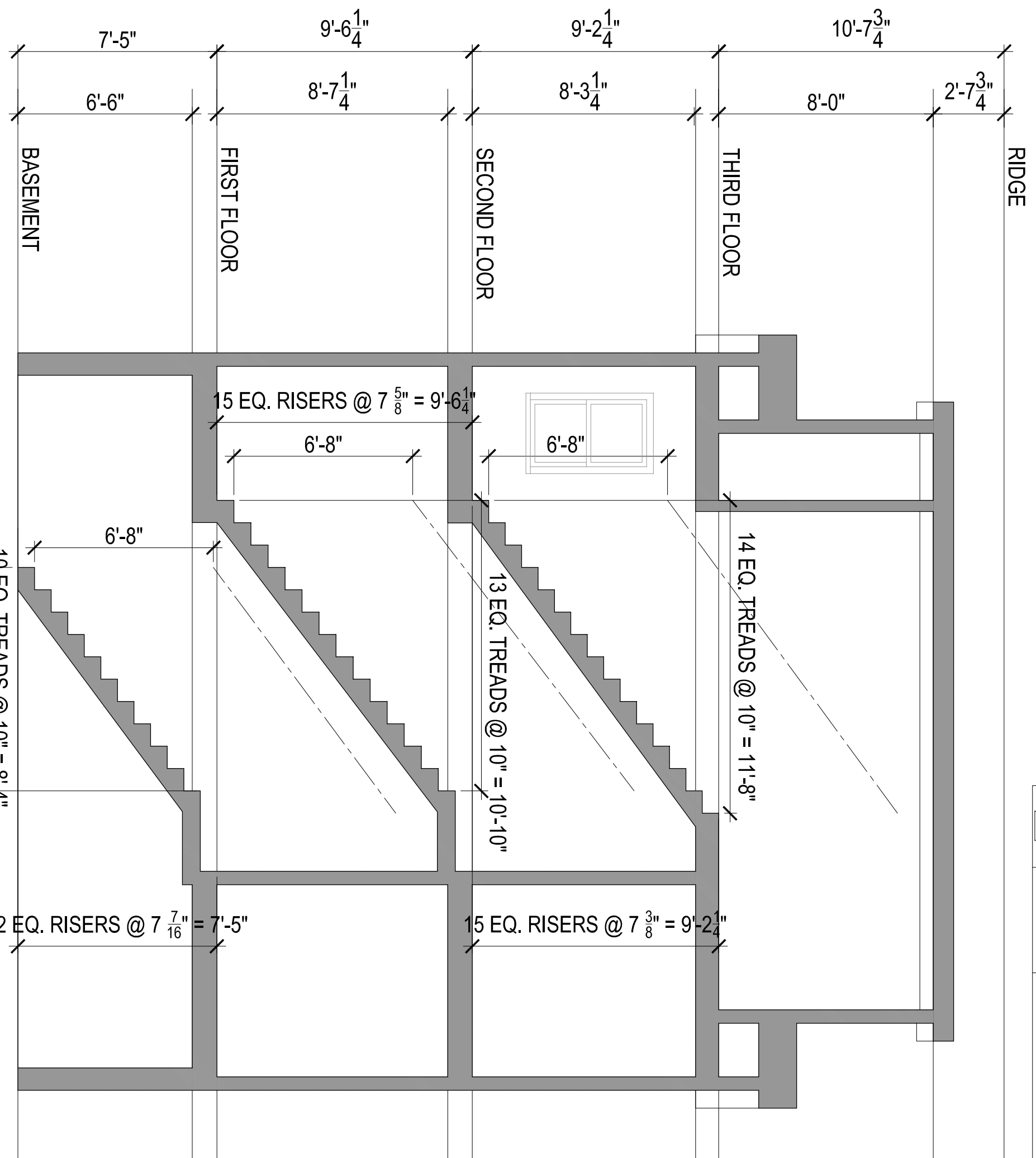
**A3**



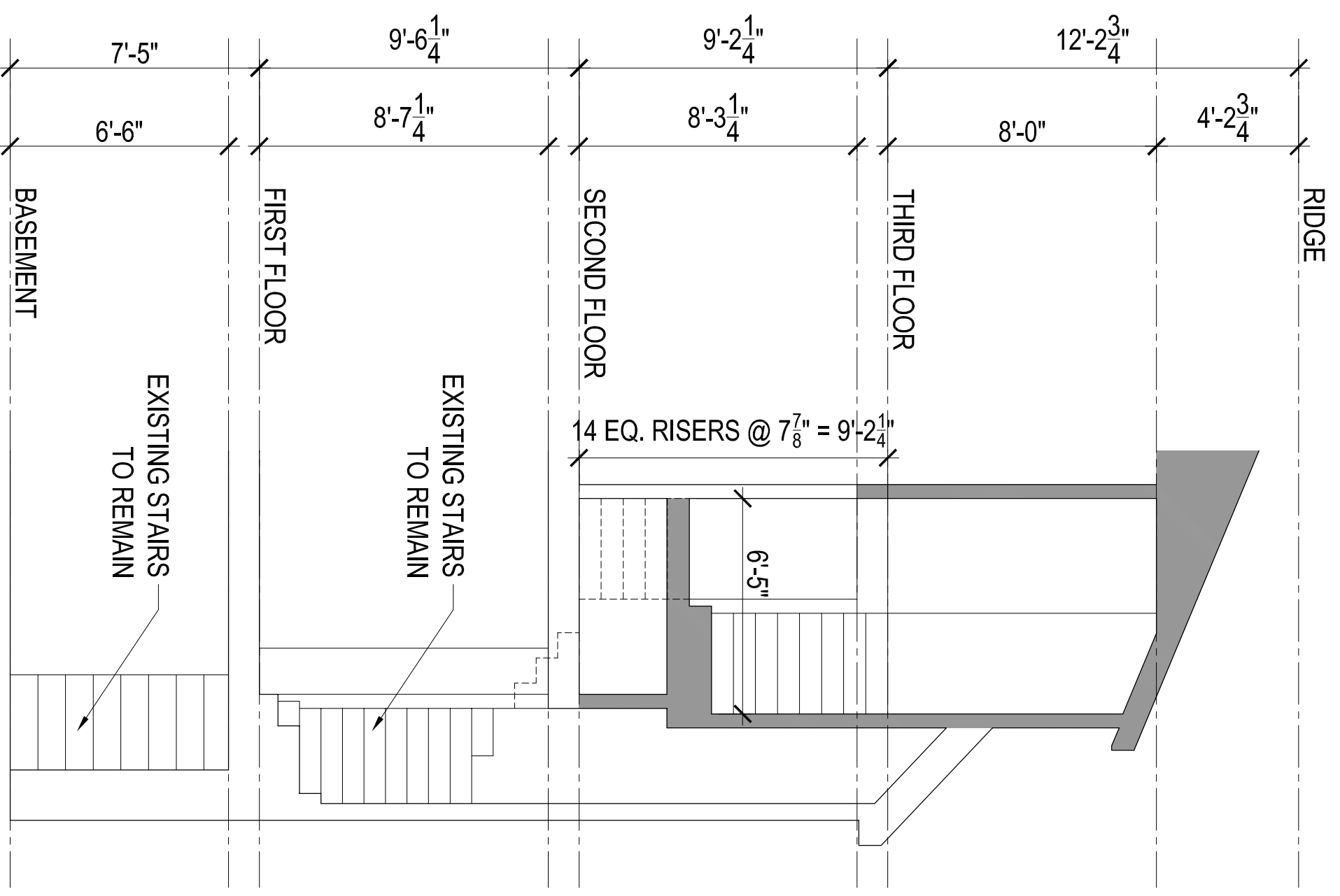
REV.	DATE	DESCRIPTION
1	X-XX-XX	XXX



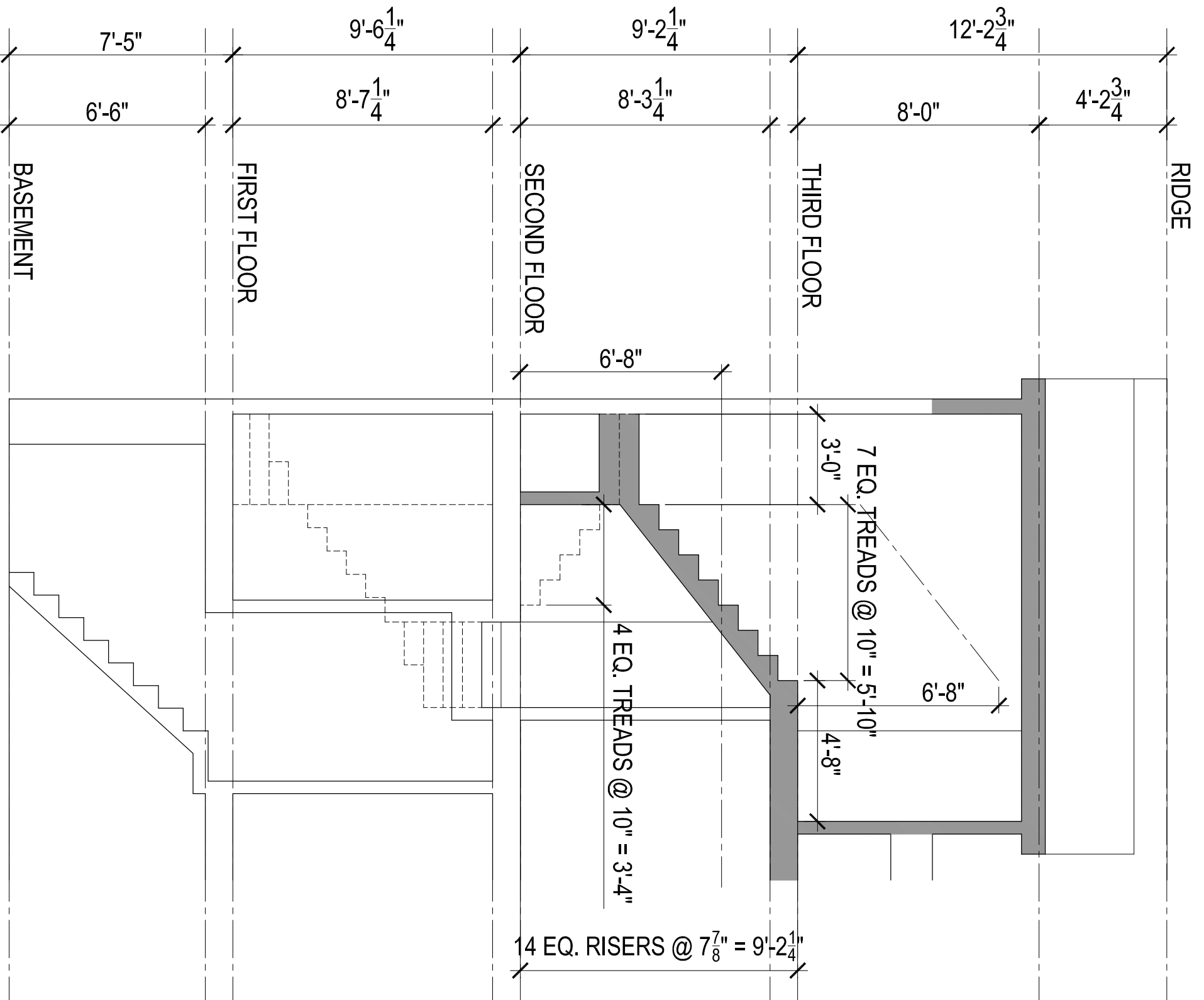
TYPICAL WALL SECTION  
SCALE: 3/4" = 1'-0"



STAIR SECTION 3



STAIR SECTION 5



STAIR SECTION 4



GENERAL NOTE:  
VERIFY AND CONFIRM ALL CONDITIONS AND/OR DIMENSIONS SHOWN PRIOR TO COMMENCING CONSTRUCTION OR ORDERING MATERIALS. NOTIFY ARCHITECT OF ANY INCONSISTENCIES FOR REVIEW AND APPROVAL BEFORE PROCEEDING WITH CONSTRUCTION.

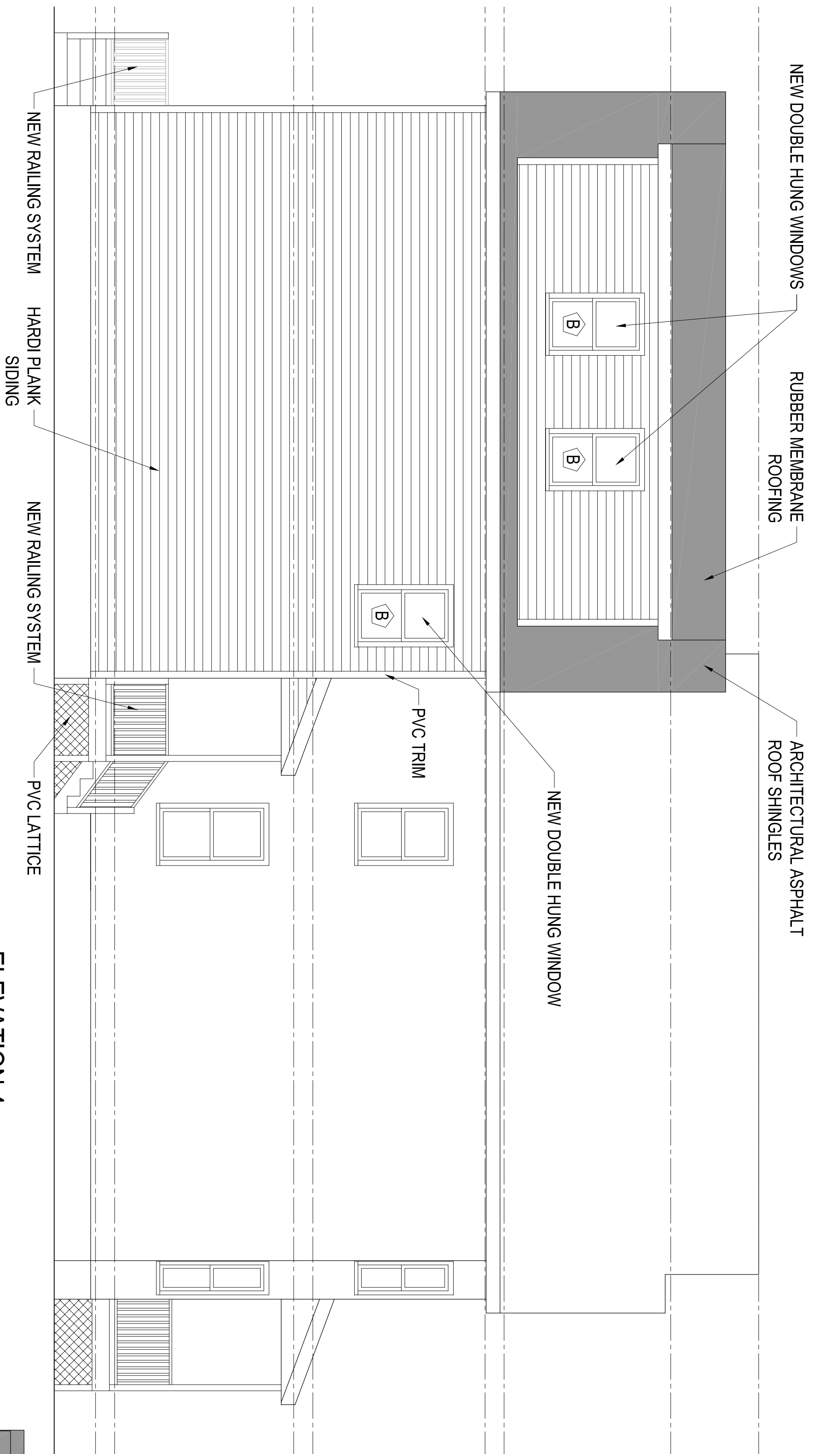
PROJECT # 14-003  
DATE: 1-30-14  
REV:  
SCALE: 1/4" = 1'-0"  
DRAWN BY: EB  
CHECKED BY: W. Christopher

James McClure  
243 Belgrade Avenue  
Roslindale, Ma 02131

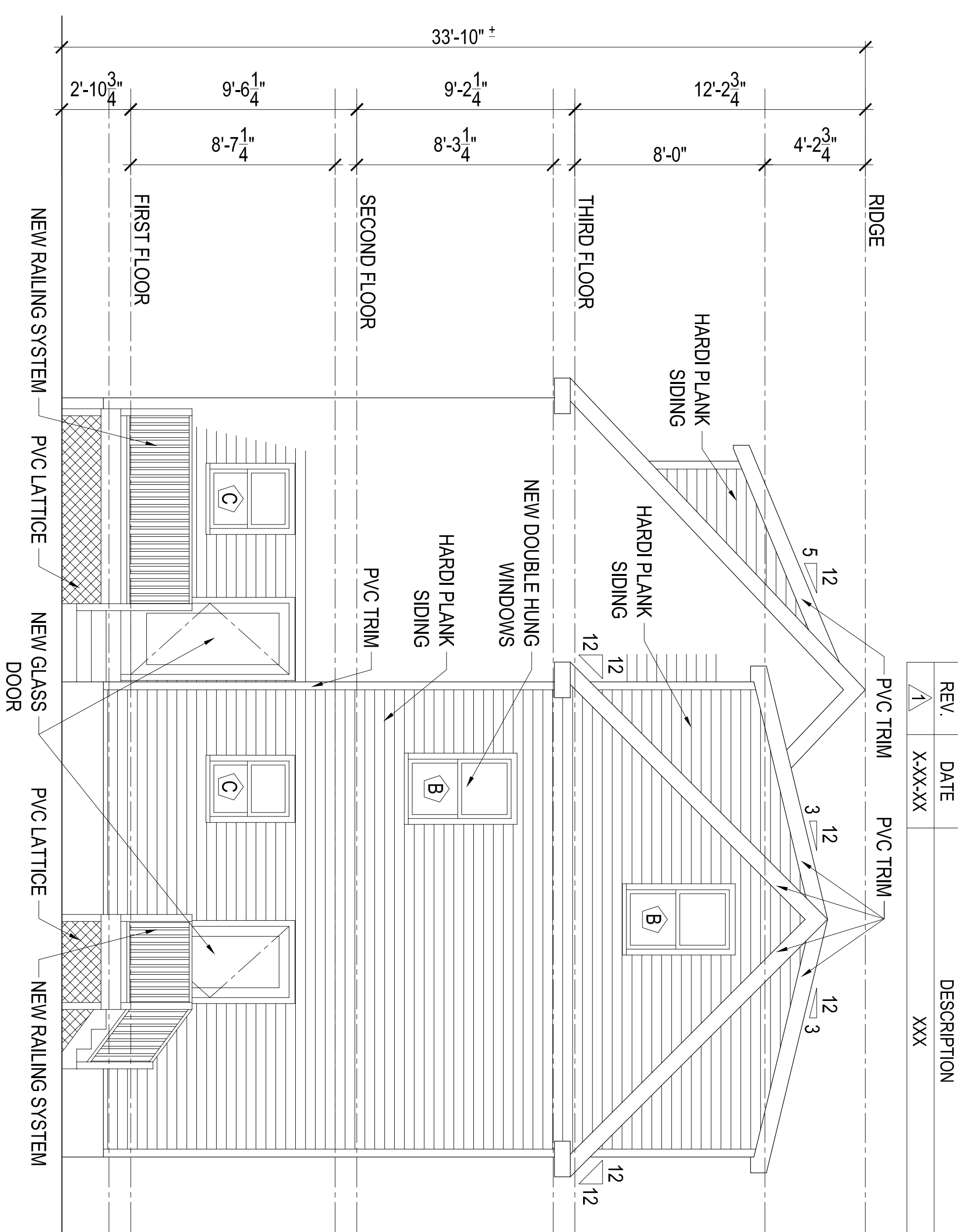
**ROCHE - CHRISTOPHER**  
ARCHITECTURE, LLC  
415 Neponset Ave. www.roche-christopher.com Telephone: 617-283-0030  
Dorchester, Massachusetts 02122 Fax: 617-282-1080

**A4**

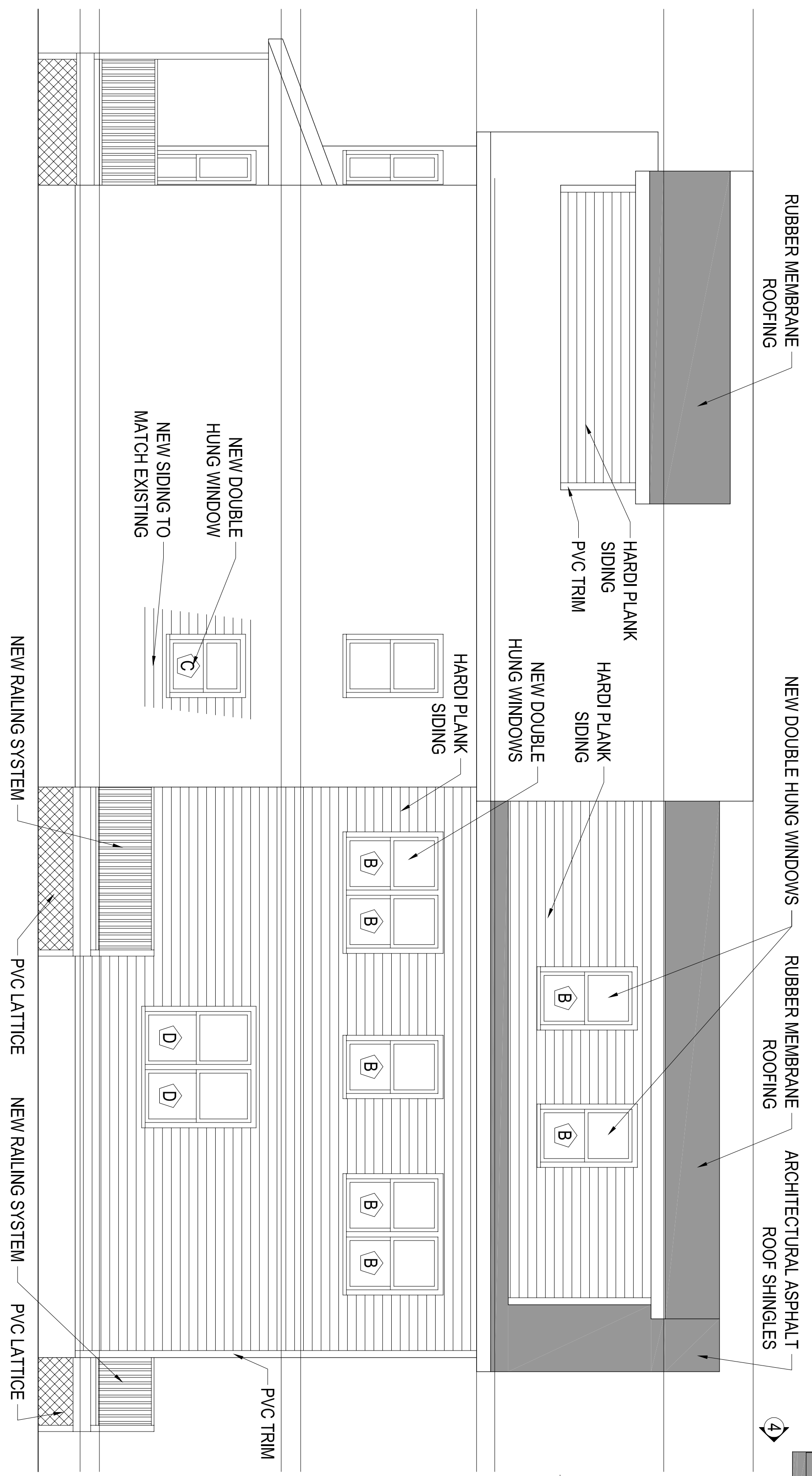
PROPOSED STAIR SECTIONS



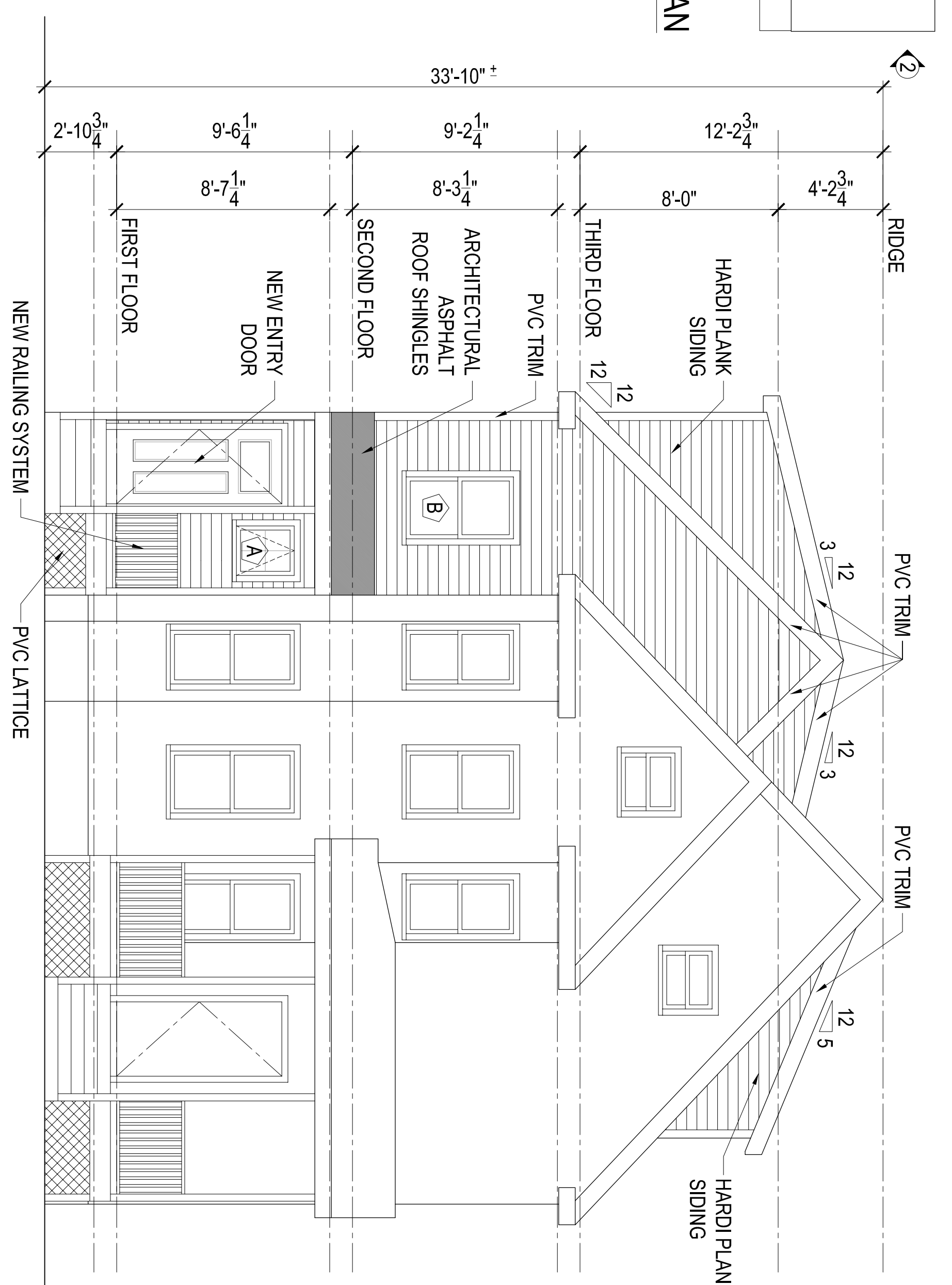
ELEVATION 4



ELEVATION 2



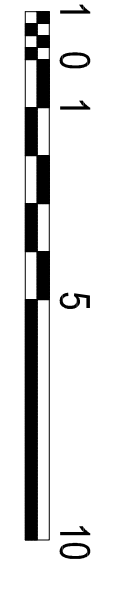
ELEVATION 1



KEY PLAN

REV.	DATE	DESCRIPTION
A	X-XX-XX	XXX

ELEVATION 1



GENERAL NOTE:  
 VERIFY AND CONFIRM ALL CONDITIONS AND/OR DIMENSIONS SHOWN  
 PRIOR TO COMMENCING CONSTRUCTION OR ORDERING MATERIALS.  
 NOTIFY ARCHITECT OF ANY INCONSISTENCIES FOR REVIEW AND  
 APPROVAL BEFORE PROCEEDING WITH CONSTRUCTION.

A5

PROPOSED ELEVATIONS

PROJECT # 14-003  
 DATE: 1-24-14  
 REV:  
 SCALE: 1/4" = 1'-0"  
 DRAWN BY: CD, EB  
 CHECKED BY: W. Christopher

James McClure  
 243 Belgrade Avenue  
 Roslindale, Ma 02131

**ROCHE - CHRISTOPHER**  
 ARCHITECTURE, LLC

415 Neponset Ave. www.roche-christopher.com Telephone: 617-283-0030  
 Dorchester, Massachusetts 02122 Fax: 617-282-1080

**FINISH SCHEDULE**

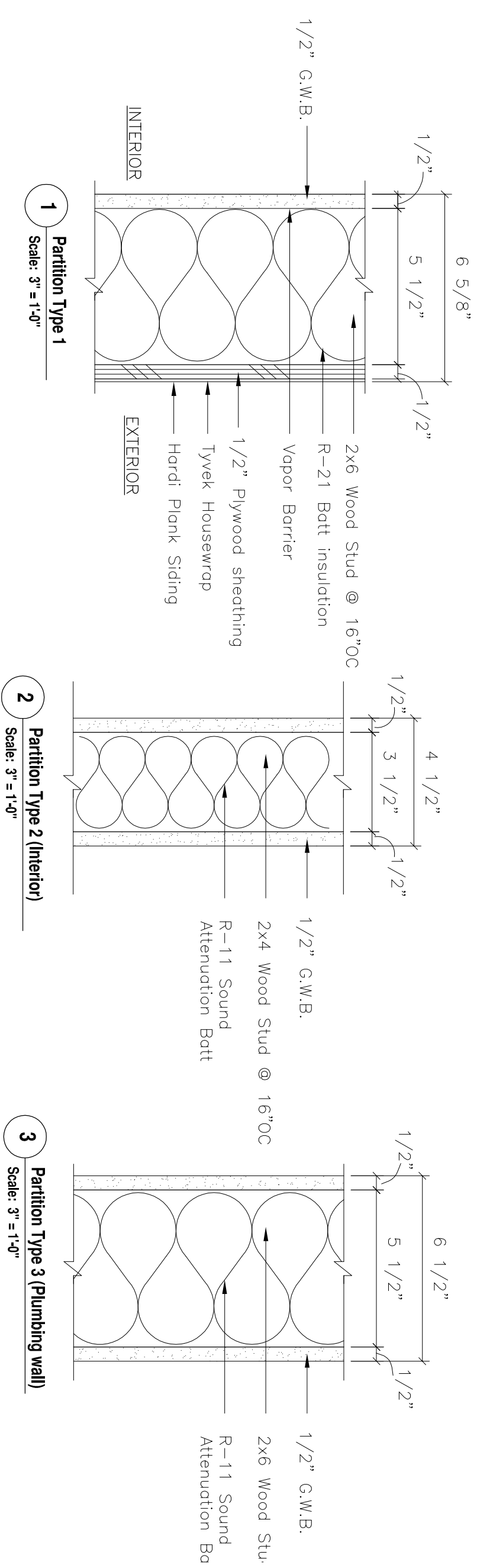
ROOM #	RM NAME	WALLS	CEILING	FLOORS	BASEBOARD	REMARKS :
		FINI.	MAT.	MAT.	HEIGHT	
<b>B A S E M E N T</b>						
001	STORAGE / MECH.	PAINT	G.W.B.	G.W.B.	7'-7 1/2"	2" SUB FLOOR - OWNER TO SPECIFY
<b>F I R S T F L O O R</b>						
100	LIVING AREA	PAINT	G.W.B.	G.W.B.	8'-7 1/2"	2" SUB FLOOR - OWNER TO SPECIFY
101	DINING AREA	PAINT	G.W.B.	G.W.B.	8'-7 1/2"	2" SUB FLOOR - OWNER TO SPECIFY
102	STAIR	PAINT	G.W.B.	G.W.B.	8'-7 1/2"	2" SUB FLOOR - OWNER TO SPECIFY
103	BATH	PAINT	G.W.B.	G.W.B.	8'-7 1/2"	2" SUB FLOOR - OWNER TO SPECIFY
104	LAUNDRY	PAINT	G.W.B.	G.W.B.	8'-7 1/2"	2" SUB FLOOR - OWNER TO SPECIFY
105	KITCHEN	PAINT	G.W.B.	G.W.B.	8'-7 1/2"	2" SUB FLOOR - OWNER TO SPECIFY
106	KITCHEN	PAINT	G.W.B.	G.W.B.	8'-7 1/2"	2" SUB FLOOR - OWNER TO SPECIFY
107	LAUNDRY	PAINT	G.W.B.	G.W.B.	8'-7 1/2"	2" SUB FLOOR - OWNER TO SPECIFY
108	BATH	PAINT	G.W.B.	G.W.B.	8'-7 1/2"	2" SUB FLOOR - OWNER TO SPECIFY
<b>S E C O N D F L O O R</b>						
200	STAIR	PAINT	G.W.B.	G.W.B.	8'-3 1/2"	2" SUB FLOOR - OWNER TO SPECIFY
201	HALL	PAINT	G.W.B.	G.W.B.	8'-3 1/2"	2" SUB FLOOR - OWNER TO SPECIFY
202	BATH	PAINT	G.W.B.	G.W.B.	8'-3 1/2"	2" SUB FLOOR - OWNER TO SPECIFY
203	CLOSET	PAINT	G.W.B.	G.W.B.	8'-3 1/2"	2" SUB FLOOR - OWNER TO SPECIFY
204	BEDROOM	PAINT	G.W.B.	G.W.B.	8'-3 1/2"	2" SUB FLOOR - OWNER TO SPECIFY
205	CLOSET	PAINT	G.W.B.	G.W.B.	8'-3 1/2"	2" SUB FLOOR - OWNER TO SPECIFY
206	BATH	PAINT	G.W.B.	G.W.B.	8'-3 1/2"	2" SUB FLOOR - OWNER TO SPECIFY
207	BEDROOM	PAINT	G.W.B.	G.W.B.	8'-3 1/2"	2" SUB FLOOR - OWNER TO SPECIFY
208	BEDROOM	PAINT	G.W.B.	G.W.B.	8'-3 1/2"	2" SUB FLOOR - OWNER TO SPECIFY
209	CLOSET	PAINT	G.W.B.	G.W.B.	8'-3 1/2"	2" SUB FLOOR - OWNER TO SPECIFY
210	BATH	PAINT	G.W.B.	G.W.B.	8'-3 1/2"	2" SUB FLOOR - OWNER TO SPECIFY
<b>T H I R D F L O O R</b>						
300	MASTER BEDROOM	PAINT	G.W.B.	G.W.B.	8'-0"	2" SUB FLOOR - OWNER TO SPECIFY
301	WALK-IN CLOSET	PAINT	G.W.B.	G.W.B.	8'-0" (VARIES)	2" SUB FLOOR - OWNER TO SPECIFY
302	BATH	PAINT	G.W.B.	G.W.B.	8'-0" (VARIES)	2" SUB FLOOR - OWNER TO SPECIFY
303	MASTER BATH	PAINT	G.W.B.	G.W.B.	8'-0" (VARIES)	2" SUB FLOOR - OWNER TO SPECIFY
304	CLOSET	PAINT	G.W.B.	G.W.B.	8'-0" (VARIES)	2" SUB FLOOR - OWNER TO SPECIFY
305	CLOSET	PAINT	G.W.B.	G.W.B.	8'-0" (VARIES)	2" SUB FLOOR - OWNER TO SPECIFY
306	MASTER BEDROOM	PAINT	G.W.B.	G.W.B.	8'-0" (VARIES)	2" SUB FLOOR - OWNER TO SPECIFY
307	STAIR	PAINT	G.W.B.	G.W.B.	8'-0" (VARIES)	2" SUB FLOOR - OWNER TO SPECIFY

**DOOR SCHEDULE**

DOOR #	DOOR ROOM	MAT.	WIDTH	HEIGHT	THICK	HARDWARE SET	REMARKS :
<b>F I R S T F L O O R</b>							
100	LIVING AREA		3'-0"	6'-8"	1 3/4"	OWNER TO CHOOSE	
101	STAIR		2'-6"	6'-8"	1 3/8"	OWNER TO CHOOSE	
102	BATH		2'-6"	6'-8"	1 3/8"	OWNER TO CHOOSE	
103	LAUNDRY		3'-0"	6'-8"	1 3/8"	OWNER TO CHOOSE	DOUBLE DOORS
104	KITCHEN		3'-0"	6'-8"	1 3/4"	OWNER TO CHOOSE	
105	KITCHEN		3'-0"	6'-8"	1 3/4"	OWNER TO CHOOSE	
106	LAUNDRY		3'-0"	6'-8"	1 3/8"	OWNER TO CHOOSE	DOUBLE DOORS
107	BATH		2'-6"	6'-8"	1 3/8"	OWNER TO CHOOSE	
<b>S E C O N D F L O O R</b>							
200	STAIR		2'-6"	6'-8"	1 3/8"	OWNER TO CHOOSE	
201	BATH		2'-6"	6'-8"	1 3/8"	OWNER TO CHOOSE	
202	CLOSET		6'-0"	6'-8"	1 3/8"	OWNER TO CHOOSE	SLIDING DOORS
203	BEDROOM		2'-6"	6'-8"	1 3/8"	OWNER TO CHOOSE	
204	CLOSET		2'-9"	6'-8"	1 3/8"	OWNER TO CHOOSE	POCKET DOOR
205	BATH		2'-6"	6'-8"	1 3/8"	OWNER TO CHOOSE	
206	BEDROOM		2'-6"	6'-8"	1 3/8"	OWNER TO CHOOSE	
207	BEDROOM		2'-6"	6'-8"	1 3/8"	OWNER TO CHOOSE	
208	CLOSET		2'-0"	6'-8"	1 3/8"	OWNER TO CHOOSE	
209	BATH		2'-6"	6'-8"	1 3/8"	OWNER TO CHOOSE	
<b>T H I R D F L O O R</b>							
300	WALK-IN CLOSET		2'-6"	6'-8"	1 3/8"	OWNER TO CHOOSE	
301	BATH		2'-6"	6'-8"	1 3/8"	OWNER TO CHOOSE	
302	MASTER BATH		2'-6"	6'-8"	1 3/8"	OWNER TO CHOOSE	
303	CLOSET		2'-6"	6'-8"	1 3/8"	OWNER TO CHOOSE	POCKET DOOR
304	CLOSET		4'-10"	6'-8"	1 3/8"	OWNER TO CHOOSE	SLIDING DOORS
305	MASTER BEDROOM		2'-6"	6'-8"	1 3/8"	OWNER TO CHOOSE	

**WINDOW SCHEDULE**

NO.	SIZE		ROUGH OPENING		TYPE	MODEL NUMBER	MFG.	REMARKS
	WIDTH	HEIGHT	WIDTH	HEIGHT				
A	2'-0 1/8"	2'-4 3/8"	2'-0 3/8"	2'-4 1/2"	AWNING	AW21	ANDERSEN	400 SERIES
B	2'-5 3/8"	4'-4 1/8"	2'-6 1/8"	4'-4 1/8"	DOUBLE HUNG	TW2442	ANDERSEN	400 SERIES
C	2'-1 5/8"	3'-4 7/8"	2'-2 1/8"	3'-4 1/8"	DOUBLE HUNG	TW2032	ANDERSEN	400 SERIES
D	2'-5 3/8"	5'-0 1/8"	2'-6 1/8"	5'-0 1/8"	DOUBLE HUNG	TW24410	ANDERSEN	400 SERIES



**GENERAL NOTE:**  
 VERIFY AND CONFIRM ALL CONDITIONS AND/OR DIMENSIONS SHOWN PRIOR TO COMMENCING CONSTRUCTION OR ORDERING MATERIALS. NOTIFY ARCHITECT OF ANY INCONSISTENCIES FOR REVIEW AND APPROVAL BEFORE PROCEEDING WITH CONSTRUCTION.

REV.	DATE	DESCRIPTION
1/A	XXXX-XX	XXX

**James McClure**  
 243 Belgrade Avenue  
 Roslindale, Ma 02131

**ROCHE - CHRISTOPHER**  
 ARCHITECTURE, LLC

415 Neponset Ave. www.roche-christopher.com Telephone: 617-282-0030  
 Dorchester, Massachusetts 02122 Fax: 617-282-1080

**PROJECT #**  
 14-003

**DATE:** 1-30-14

**REV:**

**SCALE:**  
 AS NOTED

**DRAWN BY:**  
 EB

**CHECKED BY:**  
 W. Christopher

**FINISH, DOOR, AND WINDOW SCHEDULES**

**A6**