



---

TO:	Christine McMahon	DATE:	August 20, 2015
FROM:	Michael A. Santos, P.E., PTOE	SH PROJECT NO.:	2014077.00
SUBJECT:	Five Washington Street Transportation Evaluation Supplemental Traffic Counts		

---

## Introduction

Howard Stein Hudson (HSH) has conducted additional traffic counts at the intersections studied in the November 17, 2014 Expanded Project Notification Form (PNF) submitted for the proposed mixed-use redevelopment at 5 Washington Street in Brighton, Massachusetts. The additional traffic counts were conducted in response to concerns that were raised at the March 2015 Brighton Allston Improvement Association (BAIA). The concerns were that the traffic counts used in the PNF were conducted on June 24, 2014 and didn't adequately capture all of the school and university-related impacts at the study area intersections and that the intersection of Corey Road/Summit Avenue was not counted. To address this concern, HSH collected new traffic data on May 5, 2015 when all the local schools and universities were in operation. HSH also reviewed impacts associated with implementing left-turn restrictions at the intersection of Washington Street/Bartlett Crescent.

This memorandum summarizes the findings of the supplemental traffic data and provides a comparison to the June 2014 data.

## Traffic Data Collection

---

Manual turning movement counts (TMCs) counts were conducted on May 5, 2015 at the following intersections:

- Washington Street/Commonwealth Avenue
- Washington Street/Allston Street
- Washington Street/Corey Road
- Washington Street/Bartlett Crescent
- Corey Road/Summit Avenue

The counts were conducted during the a.m. and p.m. peak periods (7:00 – 9:00 a.m. and 4:00 – 6:00 p.m., respectively) and include vehicle, pedestrian, and bicycle movements at the intersections. The



detailed count sheets are provided as an attachment to this memorandum. **Figure 1** and **Figure 2** show the turning movement volumes collected in June 2014 and presented in the PNF. **Figure 3** and **Figure 4** show the turning movement volumes collected in May 2015. **Table 1** shows the comparison of the overall traffic volumes entering each intersection for the 2014 and 2015 counts.

*Table 1. Volume Comparison*

Intersection	Intersection Peak Hour Volumes					
	a.m. Peak Hour			p.m. Peak Hour		
	2014	2015	Change	2014	2015	Change
Washington Street/Commonwealth Avenue	2,234	2,191	-43 (-2%)	2,223	2,168	-55 (-2%)
Washington Street/Allston Street	977	986	+9 (1%)	1,113	1,163	+50 (4%)
Washington Street/Corey Road	1,248	1,445	+197 (16%)	1,448	1,533	+85 (6%)
Washington Street/Bartlett Crescent <sup>1</sup>	-	957	-	-	989	-
Corey Road/Summit Avenue <sup>1</sup>	-	805	-	-	740	-

<sup>1</sup> The intersection of Washington Street/Bartlett Crescent and Corey Road/Summit Avenue were not counted in 2014.

Based on the updated traffic volumes, the counts collected at the intersection of Washington Street/Commonwealth Avenue decreased from June 2014 and May 2015 (a 2% reduction during both the a.m. and p.m. peak hours). The counts at the intersection of Washington Street/Allston Street increased slightly between the two time periods (a 1 percent increase during the a.m. peak hour and a 4 percent increase during the p.m. peak hour) and the counts at the intersection of Washington Street/Corey Road increased by 16 percent during the a.m. peak hour and 6 percent during the p.m. peak hour. The increase in traffic volumes at the intersection of Washington Street/Corey Road is primarily due to increases along the Corey Road eastbound approach to the intersection. Traffic volumes along all other approaches at the intersection are generally consistent between the two time periods. The increase in traffic along the Corey Road eastbound approach might be attributed to the Baldwin Early Learning Center located on the southwest corner of the intersection. The Baldwin Early Learning Center is a Boston City School and according to the calendar, ended on June 20 in 2014, before the 2014 counts were collected, and on June 24 in 2015, after the 2015 counts were collected.



Figure 1. 2014 Turning Movement Counts, a.m. Peak Hour

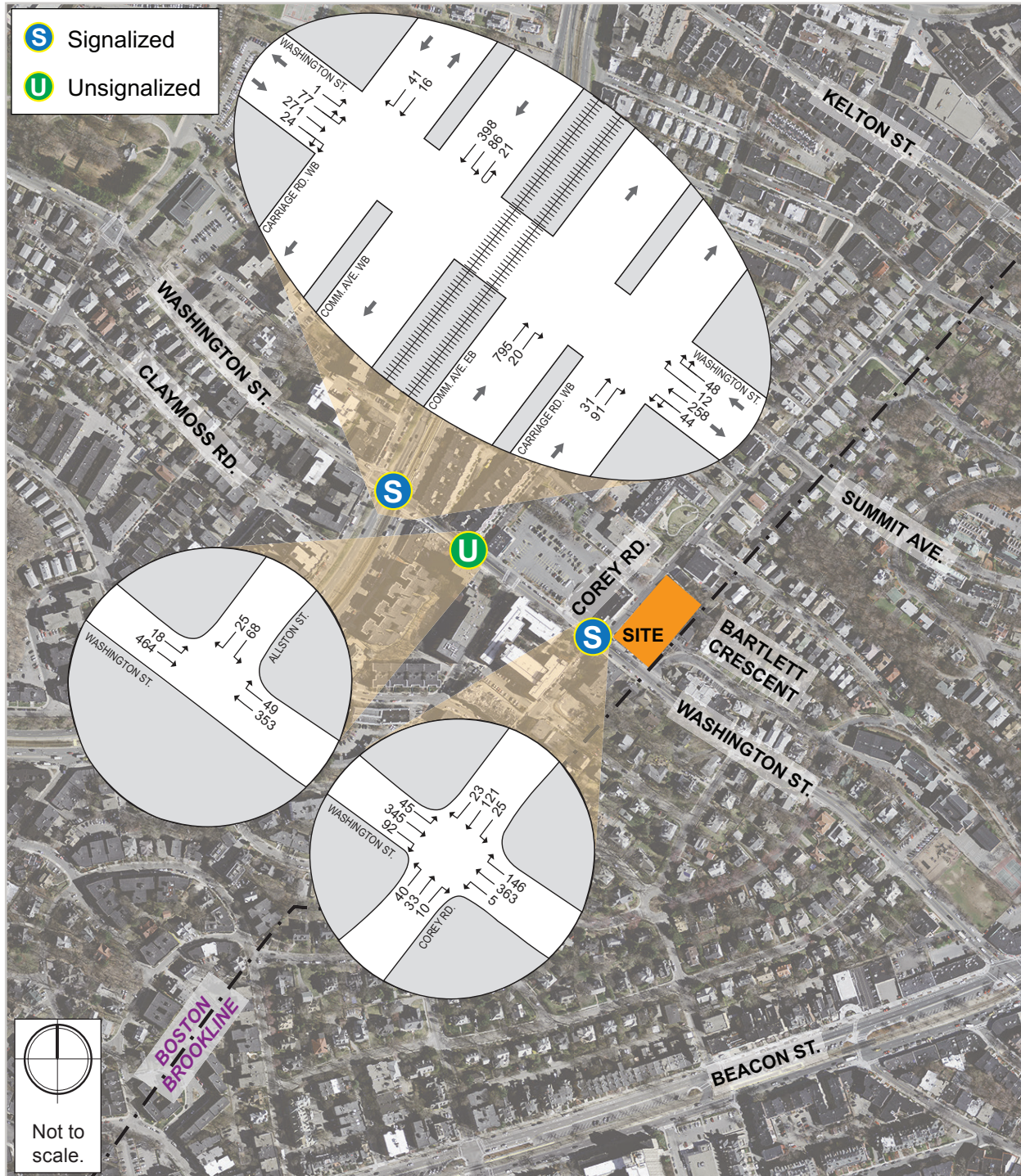




Figure 2. 2014 Turning Movement Counts, p.m. Peak Hour

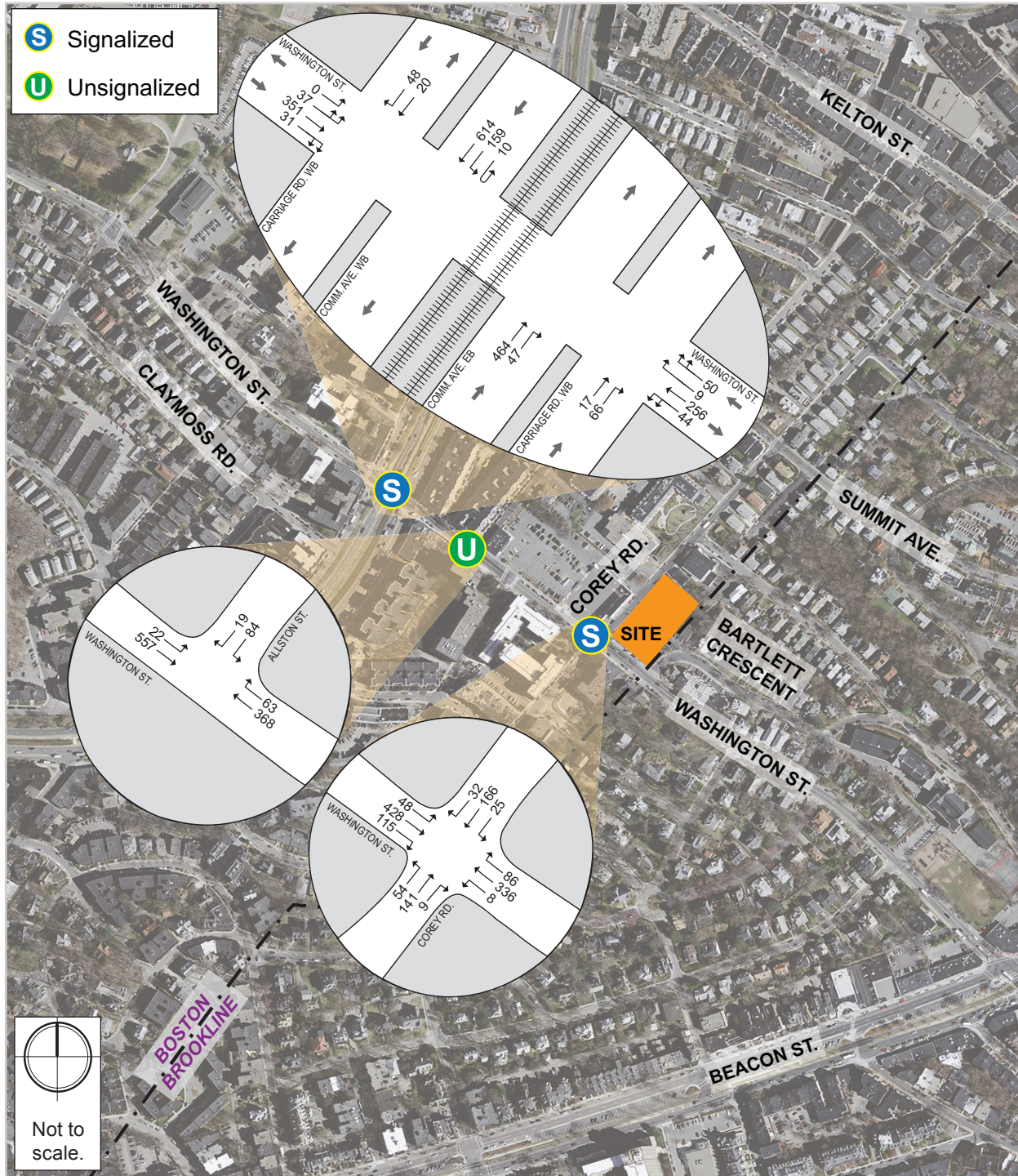




Figure 3. 2015 Turning Movement Counts, a.m. Peak Hour

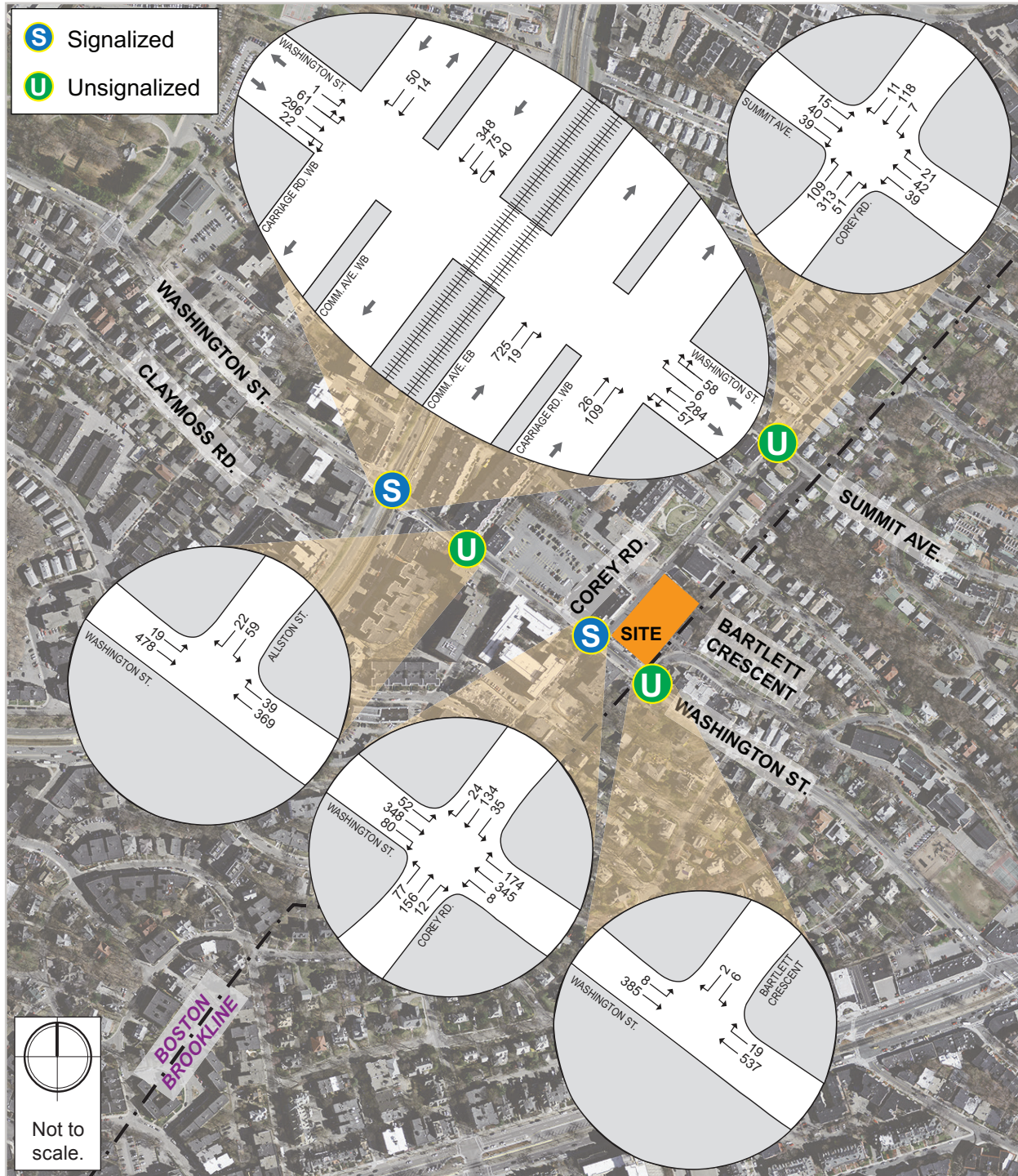
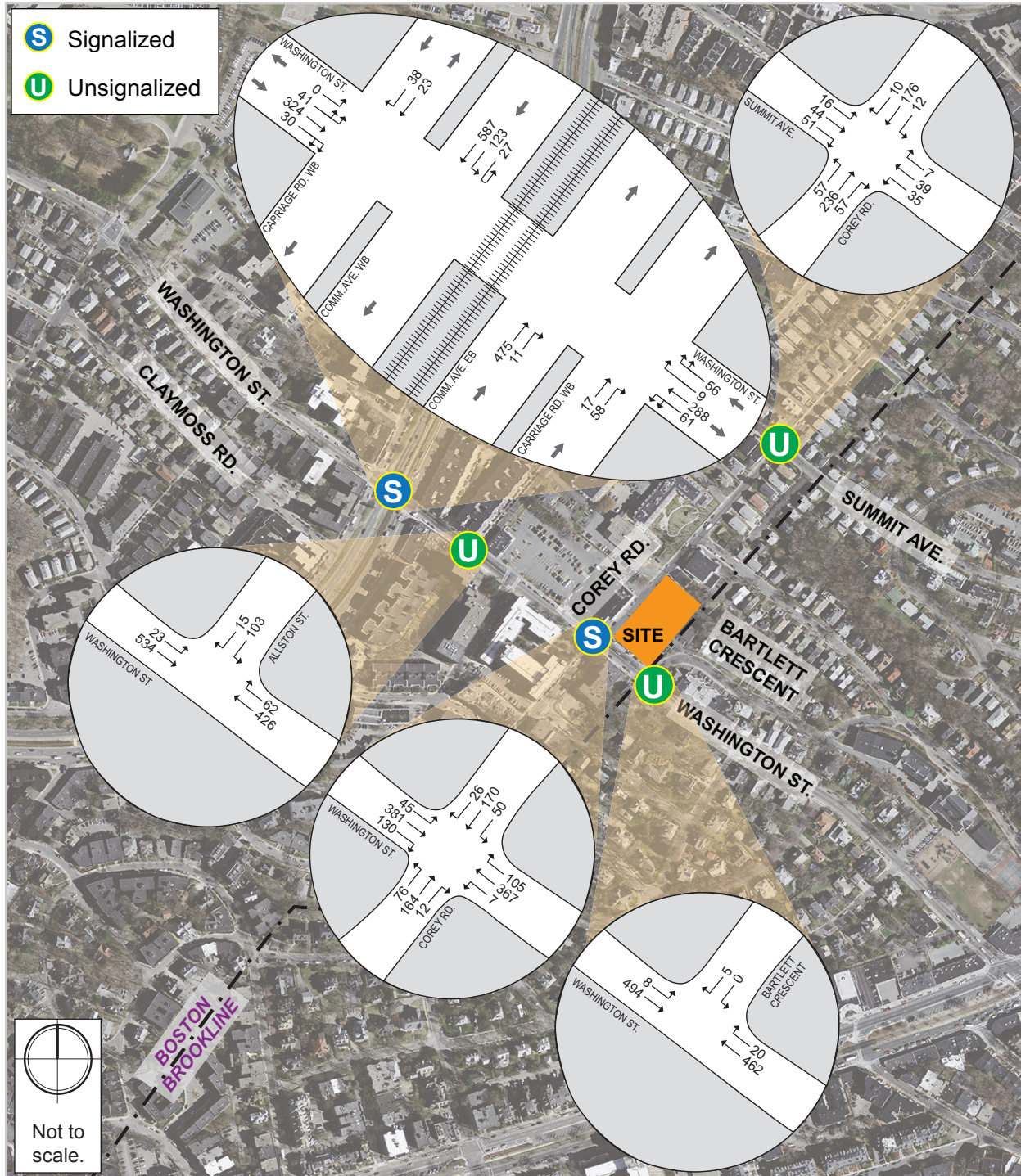




Figure 4. 2015 Turning Movement Counts, p.m. Peak Hour





## Left-Turn Restriction Evaluation

---

At the request of the Proponent, HSH has conducted a qualitative analysis of the impacts of implementing left-turn restrictions at the intersection of Washington Street/Bartlett Crescent. Based on the peak-hour traffic volumes, there are a total 10 left-turns at the intersection during the a.m. peak hour and 13 left-turns at the intersection during the p.m. peak hour. Based on the low number of vehicles making a left-turn maneuver, a left-turn restriction is not necessary at the intersection.

## Attachments

### TRAFFIC VOLUME DATA



## TRAFFIC VOLUME DATA







PRECISION  
D A T A  
INDUSTRIES, LLC

P.O. Box 301 Berlin, MA 01503  
Office: 508.481.3999 Fax: 508.545.1234  
Email: datarequests@pdillc.com

N/S: Washington Street  
E/W: Commonwealth Avenue (Route 30)  
City, State: Brighton, MA  
Client: Howard Stein-Hudson/ M. Littman

File Name : 154421 C  
Site Code : TBA  
Start Date : 5/5/2015  
Page No : 1

Groups Printed- Cars

Start Time	Washington Street From North					Carriage Road From Northeast					Commonwealth Avenue (Route 30) From East					Carriage Road EB From Southeast			Washington Street From South					Carriage Road EB From Southwest					Commonwealth Avenue (Route 30) From West				Carriage Road WB From Northwest			Int. Total						
	Hard Right	Right	Thru	Left	Hard Left	Hard Right	Right	Bear Right	Thru	Left	Hard Left	Right	Bear Right	Thru	Left	Hard Left	U-Turn	Right	Thru	Hard Left	Hard Right	Right	Bear Right	Thru	Bear Left	Left	Hard Left	Hard Right	Right	Thru	Bear Right	Left	Hard Left	Hard Right	Bear Right		Thru	Left	Right	Thru	Left	
07:00 AM	2	3	66	15	1	3	3	0	0	0	1	0	51	12	0	0	0	0	0	2	13	0	1	45	1	7	0	15	2	0	0	0	0	0	0	0	94	0	0	0	0	337
07:15 AM	1	4	74	20	0	10	2	0	0	0	0	1	66	18	4	1	0	0	0	0	14	0	0	58	1	4	0	13	6	0	0	0	0	0	0	0	142	0	0	0	0	439
07:30 AM	0	5	76	11	0	14	1	0	0	0	2	0	76	32	4	0	0	0	0	0	9	0	0	71	0	8	0	19	2	0	0	0	0	0	0	176	0	0	0	0	506	
07:45 AM	1	5	77	13	0	16	4	0	0	0	0	1	83	24	5	2	0	0	0	0	11	0	0	77	0	21	0	24	4	0	0	0	0	0	0	172	0	0	0	0	540	
Total	4	17	293	59	1	43	10	0	0	0	3	2	276	86	13	3	0	0	2	47	0	1	251	2	40	0	71	14	0	0	0	0	0	0	584	0	0	0	0	1822		
08:00 AM	0	5	74	18	0	8	3	0	0	1	1	0	88	14	4	1	0	0	0	0	22	0	2	62	1	11	0	21	10	0	0	0	1	1	0	0	0	0	0	487		
08:15 AM	1	5	58	18	0	15	1	0	0	1	0	0	84	17	7	8	0	0	0	0	5	0	1	66	2	8	0	32	3	0	0	1	0	0	0	154	0	0	0	0	521	
08:30 AM	2	2	67	10	1	9	3	0	0	2	0	0	85	13	5	4	0	0	0	0	16	0	2	65	0	12	0	31	9	0	0	0	0	0	0	183	0	0	0	0	504	
08:45 AM	0	3	57	16	1	9	1	0	0	0	0	0	79	28	3	4	0	0	0	0	15	0	0	66	4	11	0	21	7	0	0	0	0	0	179	0	0	0	0	504		
Total	3	15	256	62	2	41	8	0	0	4	1	0	336	72	19	17	0	0	0	0	58	0	5	259	7	42	0	105	29	0	0	1	1	0	0	724	0	0	0	0	2067	
Grand Total	7	32	549	121	3	84	18	0	0	4	4	2	612	158	32	20	0	0	2	105	0	6	510	9	82	0	176	43	0	0	1	1	0	0	1308	0	0	0	0	3889		
Apprch %	1	4.5	77.1	17	0.4	79.2	17	0	0	3.8	0.5	0.2	73.9	19.1	3.9	2.4	0	0	100	14.7	0	0.8	71.6	1.3	11.5	0	79.6	19.5	0	0	0.5	0.5	0	0	100	0	0	0	0	0		
Total %	0.2	0.8	14.1	3.1	0.1	2.2	0.5	0	0	0.1	0.1	0.1	15.7	4.1	0.8	0.5	0	0	0.1	2.7	0	0.2	13.1	0.2	2.1	0	4.5	1.1	0	0	0	0	0	0	33.6	0	0	0	0	0		

Start Time	Washington Street From North					Carriage Road From Northeast					Commonwealth Avenue (Route 30) From East					Carriage Road EB From Southeast			Washington Street From South					Carriage Road EB From Southwest					Commonwealth Avenue (Route 30) From West				Carriage Road WB From Northwest			Int. Total										
	Hard Right	Right	Thru	Left	Hard Left	Hard Right	Right	Bear Right	Thru	Left	Hard Left	Right	Bear Right	Thru	Left	Hard Left	U-Turn	Right	Thru	Hard Left	Hard Right	Right	Bear Right	Thru	Bear Left	Left	Hard Left	Hard Right	Right	Thru	Bear Right	Left	Hard Left	Hard Right	Bear Right		Thru	Left	Right	Thru	Left					
Peak Hour Analysis From 07:00 AM to 08:45 AM - Peak 1 of 1																																														
Peak Hour for Entire Intersection Begins at 07:45 AM																																														
07:45 AM	1	5	77	13	0	16	4	0	0	0	0	1	83	24	5	2	115	0	0	0	0	11	0	0	77	0	21	0	24	4	0	0	0	0	172	0	172	0	0	0	0	540				
08:00 AM	0	5	74	18	0	8	3	0	0	1	1	0	88	14	4	1	108	0	0	0	0	22	0	2	62	1	11	0	21	10	0	0	1	32	0	0	208	0	208	0	0	0	0	555		
08:15 AM	1	5	58	18	0	15	1	0	0	1	0	0	84	17	7	8	116	0	0	0	0	5	0	1	66	2	8	0	32	3	0	0	1	0	36	0	0	154	0	154	0	0	0	0	487	
08:30 AM	2	2	67	10	1	9	3	0	0	2	0	0	85	13	5	4	107	0	0	0	0	16	0	2	65	0	12	0	31	9	0	0	0	0	40	0	0	183	0	183	0	0	0	0	521	
Total Volume	4	17	276	59	1	48	11	0	0	4	63	1	340	68	21	15	446	0	0	0	0	54	0	5	270	3	52	0	108	26	0	0	1	1	136	0	0	717	0	717	0	0	0	0	2103	
% App. Total	1.1	4.8	77.3	16.5	0.3	76.2	17.5	0	0	6.3	0.2	0.2	76.2	15.2	4.7	3.4	0	0	0	0	14.1	0	1.3	70.3	0.8	13.5	0	79.4	19.1	0	0	0.7	0.7	0	0	100	0	0	0	0	0	0	0	0		
PHF	.500	.850	.896	.819	.250	.750	.688	.000	.000	.500	.788	.250	.250	.966	.708	.750	.469	.961	.000	.000	.000	.000	.614	.000	.625	.877	.375	.619	.000	.881	.844	.650	.000	.000	.250	.250	.850	.000	.000	.862	.000	.862	.000	.000	.000	.947



PRECISION  
D A T A  
INDUSTRIES, LLC

P.O. Box 301 Berlin, MA 01503  
Office: 508.481.3999 Fax: 508.545.1234  
Email: datarequests@pdillc.com

N/S: Washington Street  
E/W: Commonwealth Avenue (Route 30)  
City, State: Brighton, MA  
Client: Howard Stein-Hudson/ M. Littman

File Name : 154421 C  
Site Code : TBA  
Start Date : 5/5/2015  
Page No : 1

Groups Printed- Heavy Vehicles

Start Time	Washington Street From North					Carriage Road From Northeast					Commonwealth Avenue (Route 30) From East					Carriage Road EB From Southeast			Washington Street From South					Carriage Road EB From Southwest					Commonwealth Avenue (Route 30) From West				Carriage Road WB From Northwest			Int. Total					
	Hard Right	Right	Thru	Left	Hard Left	Hard Right	Right	Bear Right	Thru	Left	Right	Bear Right	Thru	Left	Hard Left	U-Turn	Right	Thru	Hard Left	Hard Right	Right	Bear Right	Thru	Bear Left	Left	Hard Left	Hard Right	Right	Thru	Bear Left	Left	Hard Left	Hard Right	Bear Right	Thru		Left	Right	Thru	Left	
07:00 AM	0	0	0	1	0	0	0	0	0	0	0	0	1	2	0	0	0	0	0	2	0	0	4	0	0	0	0	0	0	0	0	0	0	1	2	0	0	0	0	0	13
07:15 AM	0	0	4	0	0	0	0	0	0	0	0	0	2	3	0	0	0	0	0	4	0	0	7	0	0	0	0	0	0	0	0	0	1	3	0	0	0	0	0	24	
07:30 AM	0	1	9	0	0	2	0	0	0	0	0	0	3	0	0	0	0	0	0	3	0	0	2	0	0	0	0	0	0	0	0	10	3	0	0	0	0	0	33		
07:45 AM	0	0	6	1	0	1	0	0	0	0	0	0	2	3	2	0	0	0	0	0	0	1	0	0	0	0	0	0	0	0	0	2	1	0	0	0	0	0	19		
Total	0	1	19	2	0	3	0	0	0	0	0	0	8	8	2	0	0	0	0	9	0	0	14	0	0	0	0	0	0	0	0	14	9	0	0	0	0	0	89		
08:00 AM	0	0	6	0	0	0	1	0	0	0	0	0	1	1	0	0	0	0	0	0	0	3	0	1	0	0	0	0	0	0	0	4	3	0	0	0	0	0	20		
08:15 AM	0	0	1	0	0	0	0	0	0	0	0	0	2	1	0	0	0	0	0	4	0	0	7	0	1	0	1	0	0	0	0	9	1	0	0	0	0	0	27		
08:30 AM	0	1	7	1	0	1	2	0	0	0	0	0	3	2	1	1	0	0	0	0	0	1	3	0	0	0	0	0	0	0	0	4	3	0	0	0	0	0	30		
08:45 AM	0	0	3	1	0	2	0	1	0	0	0	0	1	4	1	1	0	0	0	0	0	6	0	0	0	0	0	0	0	0	0	2	3	0	0	0	0	0	25		
Total	0	1	17	2	0	3	3	1	0	0	0	0	7	8	2	2	0	0	0	4	0	1	19	0	2	0	1	0	0	0	0	19	10	0	0	0	0	0	102		
Grand Total	0	2	36	4	0	6	3	1	0	0	0	0	15	16	4	2	0	0	0	13	0	1	33	0	2	0	1	0	0	0	0	0	33	19	0	0	0	0	191		
Approch %	0	4.8	85.7	9.5	0	60	30	10	0	0	0	0	40.5	43.2	10.8	5.4	0	0	0	26.5	0	2	67.3	0	4.1	0	100	0	0	0	0	0	0	63.5	36.5	0	0	0	0		
Total %	0	1	18.8	2.1	0	3.1	1.6	0.5	0	0	0	0	7.9	8.4	2.1	1	0	0	0	6.8	0	0.5	17.3	0	1	0	0.5	0	0	0	0	0	17.3	9.9	0	0	0	0			

Start Time	Washington Street From North						Carriage Road From Northeast					Commonwealth Avenue (Route 30) From East						Carriage Road EB From Southeast				Washington Street From South						Carriage Road EB From Southwest						Commonwealth Avenue (Route 30) From West					Carriage Road WB From Northwest				Int. Total				
	Hard Right	Right	Thru	Left	Hard Left	App. Total	Hard Right	Right	Bear Right	Thru	Left	App. Total	Right	Bear Right	Thru	Left	Hard Left	U-Turn	App. Total	Right	Thru	Hard Left	App. Total	Hard Right	Right	Bear Right	Thru	Bear Left	Left	Hard Left	App. Total	Hard Right	Right	Thru	Bear Left	Left	Hard Left	App. Total	Hard Right	Bear Right	Thru	Left		App. Total	Right	Thru	Left
08:00 AM	0	0	6	0	0	6	0	1	0	0	0	1	0	0	1	0	0	2	0	0	0	0	0	0	3	0	1	0	4	0	0	0	0	0	0	0	0	4	3	0	7	0	0	0	0	20	
08:15 AM	0	0	1	0	0	1	0	0	0	0	0	0	0	2	1	0	0	3	0	0	0	0	4	0	0	7	0	1	0	12	1	0	0	0	0	0	1	0	9	1	0	10	0	0	0	0	27
08:30 AM	0	1	7	1	0	9	1	2	0	0	0	3	0	0	3	2	1	1	7	0	0	0	0	0	1	3	0	0	0	4	0	0	0	0	0	0	0	0	4	3	0	7	0	0	0	0	30
08:45 AM	0	0	3	1	0	4	2	0	1	0	0	3	0	0	1	4	1	1	7	0	0	0	0	0	6	0	0	0	6	0	0	0	0	0	0	0	0	2	3	0	5	0	0	0	0	25	
Total Volume	0	1	17	2	0	20	3	3	1	0	0	7	0	0	7	8	2	2	19	0	0	0	0	4	0	1	19	0	2	0	26	1	0	0	0	0	1	0	19	10	0	29	0	0	0	0	102
% App. Total	0	5	85	10	0		42.9	42.9	14.3	0	0		0	0	36.8	42.1	10.5	10.5		0	0	0		15.4	0	3.8	73.1	0	7.7	0	100	0	0	0	0	0		65.5	34.5	0							
PHF	.000	.250	.607	.500	.000	.556	.375	.375	.250	.000	.000	.583	.000	.000	.583	.500	.500	.679	.000	.000	.000	.000	.250	.000	.250	.679	.000	.500	.000	.542	.250	.000	.000	.000	.000	.250	.000	.528	.833	.000	.725	.000	.000	.000	.000	.850	

Peak Hour Analysis From 07:00 AM to 08:45 AM - Peak 1 of 1

Peak Hour for Entire Intersection Begins at 08:00 AM



PRECISION DATA INDUSTRIES, LLC

P.O. Box 301 Berlin, MA 01503
Office: 508.481.3999 Fax: 508.545.1234
Email: datarequests@pdillc.com

N/S: Washington Street
E/W: Commonwealth Avenue (Route 30)
City, State: Brighton, MA
Client: Howard Stein-Hudson/ M. Littman

File Name : 154421 C
Site Code : TBA
Start Date : 5/5/2015
Page No : 1

Groups Printed- Peds and Bikes

Table with 12 columns for street directions and 13 columns for time intervals (07:00 AM to 08:45 AM). Rows include 'Total' and 'Grand Total' with various traffic volume and percentage data.

Table with 12 columns for street directions and 13 columns for time intervals. This table appears to be a continuation or summary of the data from the first table.

Peak Hour Analysis From 07:00 AM to 08:45 AM - Peak 1 of 1

Peak Hour for Entire Intersection Begins at 07:30 AM

Table showing peak hour analysis for the intersection. It includes columns for time intervals (07:30 AM, 07:45 AM, 08:00 AM, 08:15 AM, Total Volume, % App. Total) and columns for street directions. The bottom row is labeled 'PH F'.



PRECISION  
D A T A  
INDUSTRIES, LLC

P.O. Box 301 Berlin, MA 01503  
Office: 508.481.3999 Fax: 508.545.1234  
Email: datarequests@pdillc.com

N/S: Washington Street  
E/W: Commonwealth Avenue (Route 30)  
City, State: Brighton, MA  
Client: Howard Stein-Hudson/ M. Littman

File Name : 154421 C  
Site Code : TBA  
Start Date : 5/5/2015  
Page No : 1

Start Time	Washington Street From North						Carriage Road From Northeast						Commonwealth Avenue (Route 30) From East						Carriage Road EB From Southeast				Washington Street From South						Carriage Road EB From Southwest						Commonwealth Avenue (Route 30) From West						Carriage Road WB From Northwest				Int. Total										
	Har d Rl ght	Righ t	Thru	Left	Har d Le ft	App. Total	Har d Rl ght	Righ t	Bea r Rl ght	Thru	Left	App. Total	Righ t	Bea r Rl ght	Thru	Left	Har d Le ft	U-Turn	App. Total	Righ t	Thru	Har d Le ft	App. Total	Har d Rl ght	Righ t	Bea r Rl ght	Thru	Bea r Lef t	Left	Har d Le ft	App. Total	Har d Rl ght	Righ t	Thru	Bea r Lef t	Left	Har d Le ft	App. Total	Har d Rl ght	Bea r Rl ght	Thru	Left	App. Total	Righ t		Thru	Left	App. Total							
Peak Hour Analysis From 07:00 AM to 08:45 AM - Peak 1 of 1																																																							
Peak Hour for Entire Intersection Begins at 07:45 AM																																																							
07:45 AM	1	5	83	14	0	103	17	4	0	0	0	21	0	1	85	27	7	2	122	0	0	0	0	11	0	0	78	0	21	0	110	24	4	0	0	0	0	28	0	2	173	0	175	0	0	0	0	559							
08:00 AM	0	5	80	18	0	103	8	4	0	0	1	13	1	0	89	15	4	1	110	0	0	0	0	22	0	2	65	1	12	0	102	21	10	0	0	0	1	32	0	4	211	0	215	0	0	0	0	575							
08:15 AM	1	5	59	18	0	83	15	1	0	0	1	17	0	0	86	18	7	8	119	0	0	0	0	9	0	1	73	2	9	0	94	33	3	0	0	1	0	37	0	9	155	0	164	0	0	0	0	514							
08:30 AM	2	3	74	11	1	91	10	5	0	0	2	17	0	0	88	15	6	5	114	0	0	0	0	16	0	3	68	0	12	0	99	31	9	0	0	0	0	40	0	4	186	0	190	0	0	0	0	551							
Total Volume	4	18	296	61	1	380	50	14	0	0	4	68	1	1	348	75	24	16	465	0	0	0	0	58	0	6	284	3	54	0	405	109	26	0	0	1	1	137	0	19	725	0	744	0	0	0	0	2199							
% App. Total	1.1	4.7	77.9	16.1	0.3		73.5	20.6	0	0	5.9		0.2	0.2	74.8	16.1	5.2	3.4		0	0	0	0	14.3	0	1.5	70.1	0.7	13.3	0		79.6	19	0	0	0.7	0.7		0	2.6	97.4	0					0	0	0	0					
PHF	.500	.900	.892	.847	.250	.922	.735	.700	.000	.000	.500	.810	.250	.250	.978	.694	.857	.500	.953	.000	.000	.000	.000	.659	.000	.500	.910	.375	.643	.000	.920	.826	.650	.000	.000	.250	.250	.856	.000	.528	.859	.000	.865	.000	.000	.000	.000	.956							
Cars	4	17	276	59	1	357	48	11	0	0	4	63	1	1	340	68	21	15	446	0	0	0	0	54	0	5	270	3	52	0	384	108	26	0	0	1	1	136	0	0	717	0	717	0	0	0	0	2103							
% Cars	100	94.4	93.2	96.7	100	93.9	96.0	78.6	0	0	100	92.6	100	100	97.7	90.7	87.5	93.8	95.9	0	0	0	0	93.1	0	83.3	95.1	100	96.3	0	94.8	99.1	100	0	0	100	100	99.3	0	0	98.9	0	96.4	0	0	0	0	95.6							
Heavy Vehicles	0	1	20	2	0	23	2	3	0	0	0	5	0	0	8	7	3	1	19	0	0	0	0	4	0	1	14	0	2	0	21	1	0	0	0	0	0	1	0	19	8	0	27	0	0	0	0	96							
% Heavy Vehicles	0	5.6	6.8	3.3	0	6.1	4.0	21.4	0	0	0	7.4	0	0	2.3	9.3	12.5	6.3	4.1	0	0	0	0	6.9	0	16.7	4.9	0	3.7	0	5.2	0.9	0	0	0	0	0	0.7	0	100	1.1	0	3.6	0	0	0	0	4.4							

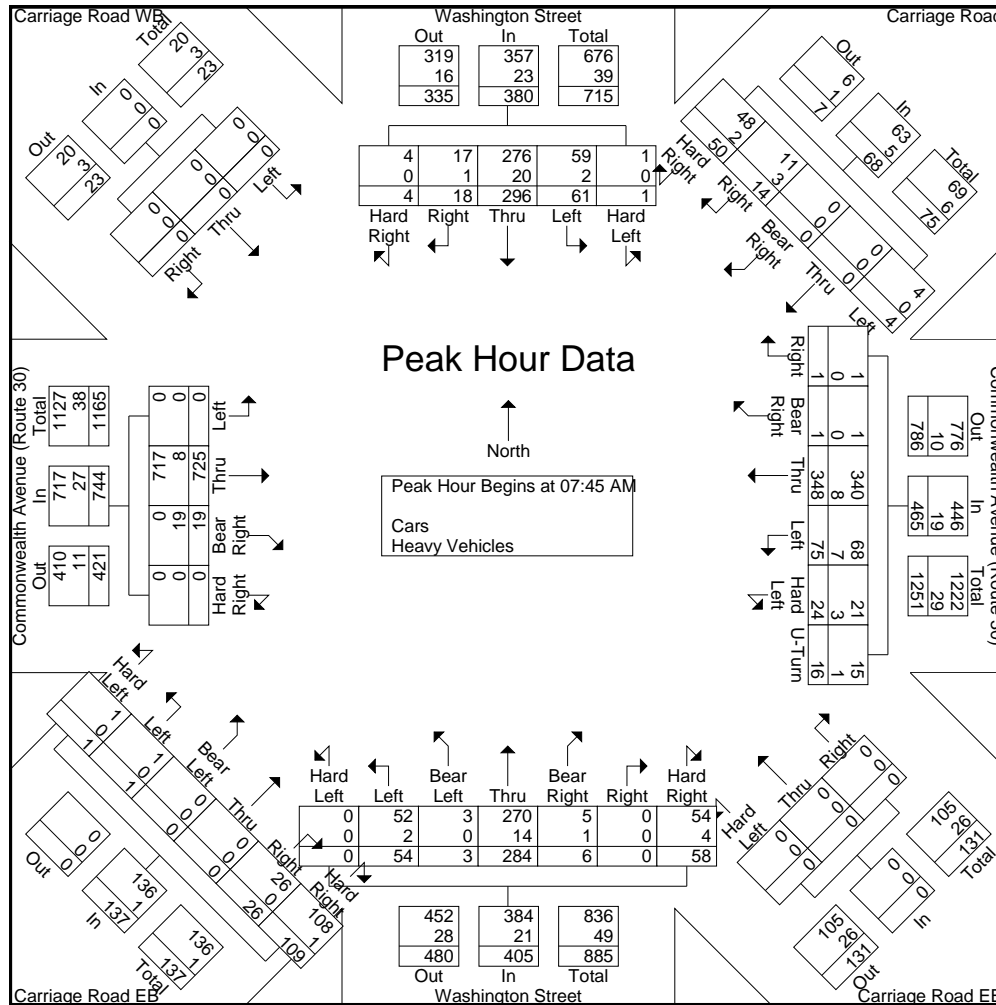


PRECISION  
D A T A  
INDUSTRIES, LLC

P.O. Box 301 Berlin, MA 01503  
Office: 508.481.3999 Fax: 508.545.1234  
Email: datarequests@pdillc.com

N/S: Washington Street  
E/W: Commonwealth Avenue (Route 30)  
City, State: Brighton, MA  
Client: Howard Stein-Hudson/ M. Littman

File Name : 154421 C  
Site Code : TBA  
Start Date : 5/5/2015  
Page No : 2







PRECISION  
D A T A  
INDUSTRIES, LLC

P.O. Box 301 Berlin, MA 01503  
Office: 508.481.3999 Fax: 508.545.1234  
Email: datarequests@pdillc.com

File Name : 154421 CC  
Site Code : TBA  
Start Date : 5/5/2015  
Page No : 1

N/S: Washington Street  
E/W: Commonwealth Avenue (Route 30)  
City, State: Brighton, MA  
Client: Howard Stein-Hudson/ M. Littman

Groups Printed- Cars

Start Time	Washington Street From North					Carriage Road From Northeast					Commonwealth Avenue (Route 30) From East					Carriage Road EB From Southeast			Washington Street From South					Carriage Road EB From Southwest					Commonwealth Avenue (Route 30) From West				Carriage Road WB From Northwest			Int. Total				
	Hard Right	Right	Thru	Left	Hard Left	Hard Right	Right	Bear Right	Thru	Left	Hard Left	Right	Bear Right	Thru	Left	Hard Left	U-Turn	Right	Thru	Hard Left	Hard Right	Right	Bear Right	Thru	Bear Left	Left	Hard Left	Hard Right	Right	Thru	Bear Left	Left	Hard Left	Hard Right	Bear Right		Thru	Left	Right	Thru
04:00 PM	3	7	85	14	1	9	3	0	0	5	1	1	121	33	5	0	0	0	1	15	0	1	74	2	15	0	18	5	0	1	0	0	0	0	108	0	0	0	0	528
04:15 PM	4	3	69	9	0	21	9	0	0	6	2	1	147	28	6	0	0	0	0	8	0	1	89	4	11	0	13	2	0	0	0	0	0	0	81	0	0	0	0	514
04:30 PM	0	2	87	11	1	11	7	0	0	2	0	0	127	35	2	0	0	0	0	14	0	0	58	2	12	0	18	0	0	0	0	0	0	112	0	0	0	0	501	
04:45 PM	1	2	78	8	0	10	7	0	0	6	0	0	167	34	6	0	0	0	0	14	0	5	64	2	17	0	12	6	0	0	0	0	97	0	0	0	0	536		
Total	8	14	319	42	2	51	26	0	0	19	3	2	562	130	19	0	0	0	1	51	0	7	285	10	55	0	61	13	0	1	0	0	398	0	0	0	0	2079		
05:00 PM	0	6	77	9	0	7	3	0	0	2	0	0	120	31	7	0	0	0	0	13	0	1	63	1	14	0	10	3	0	0	0	0	118	0	0	0	0	485		
05:15 PM	3	7	79	6	0	7	5	1	0	1	1	1	164	29	5	0	0	0	0	14	0	0	81	1	12	0	18	3	0	0	0	0	127	0	0	0	0	565		
05:30 PM	2	8	78	16	0	14	8	0	0	0	0	0	131	28	8	0	0	0	14	0	3	67	1	13	0	17	4	0	0	0	0	123	0	0	0	0	535			
05:45 PM	0	2	74	7	1	6	2	0	0	1	0	0	138	40	7	0	0	0	24	0	1	66	0	15	0	16	2	0	0	0	0	103	0	0	0	0	505			
Total	5	23	308	38	1	34	18	1	0	4	1	1	553	128	27	0	0	0	0	65	0	5	277	3	54	0	61	12	0	0	0	0	471	0	0	0	0	2090		
Grand Total	13	37	627	80	3	85	44	1	0	23	4	3	1115	258	46	0	0	0	1	116	0	12	562	13	109	0	122	25	0	1	0	0	869	0	0	0	0	4169		
Apprch %	1.7	4.9	82.5	10.5	0.4	55.6	28.8	0.7	0	15	0.3	0.2	78.2	18.1	3.2	0	0	0	100	14.3	0	1.5	69.2	1.6	13.4	0	82.4	16.9	0	0.7	0	0	100	0	0	0	0	0		
Total %	0.3	0.9	15	1.9	0.1	2	1.1	0	0	0.6	0.1	0.1	26.7	6.2	1.1	0	0	0	0	2.8	0	0.3	13.5	0.3	2.6	0	2.9	0.6	0	0	0	0	20.8	0	0	0	0	0		

Start Time	Washington Street From North					Carriage Road From Northeast					Commonwealth Avenue (Route 30) From East					Carriage Road EB From Southeast			Washington Street From South					Carriage Road EB From Southwest					Commonwealth Avenue (Route 30) From West				Carriage Road WB From Northwest			Int. Total										
	Hard Right	Right	Thru	Left	Hard Left	Hard Right	Right	Bear Right	Thru	Left	Hard Left	Right	Bear Right	Thru	Left	Hard Left	U-Turn	Right	Thru	Hard Left	Hard Right	Right	Bear Right	Thru	Bear Left	Left	Hard Left	Hard Right	Right	Thru	Bear Left	Left	Hard Left	Hard Right	Bear Right		Thru	Left	Right	Thru	Left					
04:45 PM	1	2	78	8	0	10	7	0	0	6	23	0	0	167	34	6	0	207	0	0	0	0	14	0	5	64	2	17	0	102	12	6	0	0	0	18	0	0	97	0	97	0	0	0	0	536
05:00 PM	0	6	77	9	0	7	3	0	0	2	12	0	0	120	31	7	0	158	0	0	0	0	13	0	1	63	1	14	0	92	10	3	0	0	0	13	0	0	118	0	118	0	0	0	0	485
05:15 PM	3	7	79	6	0	7	5	1	0	1	14	1	1	164	29	5	0	200	0	0	0	0	14	0	0	81	1	12	0	108	18	3	0	0	0	21	0	0	127	0	127	0	0	0	0	565
05:30 PM	2	8	78	16	0	14	8	0	0	0	22	0	0	131	28	8	0	167	0	0	0	0	14	0	3	67	1	13	0	98	17	4	0	0	0	21	0	0	123	0	123	0	0	0	0	535
Total Volume	6	23	312	39	0	38	23	1	0	9	71	1	1	582	122	26	0	732	0	0	0	0	55	0	9	275	5	56	0	400	57	16	0	0	0	73	0	0	465	0	465	0	0	0	0	2121
% App. Total	1.6	6.1	82.1	10.3	0	53.5	32.4	1.4	0	12.7	0.1	0.1	79.5	16.7	3.6	0	0	0	0	13.8	0	2.2	68.8	1.2	14	0	78.1	21.9	0	0	0	0	0	100	0	0	915	0	915	0	0	0	0	0	938	
PHF	.500	.719	.987	.609	.000	.913	.679	.719	.250	.000	.375	.772	.250	.250	.871	.897	.813	.000	.884	.000	.000	.000	.000	.982	.000	.450	.849	.625	.824	.000	.926	.792	.667	.000	.000	.000	.000	.869	.000	.000	.915	.000	.000	.000	.000	.938

Peak Hour Analysis From 04:00 PM to 05:45 PM - Peak 1 of 1  
Peak Hour for Entire Intersection Begins at 04:45 PM





PRECISION  
D A T A  
INDUSTRIES, LLC

P.O. Box 301 Berlin, MA 01503  
Office: 508.481.3999 Fax: 508.545.1234  
Email: datarequests@pdillc.com

N/S: Washington Street  
E/W: Commonwealth Avenue (Route 30)  
City, State: Brighton, MA  
Client: Howard Stein-Hudson/ M. Littman

File Name : 154421 CC  
Site Code : TBA  
Start Date : 5/5/2015  
Page No : 1

Groups Printed- Heavy Vehicles

Start Time	Washington Street From North					Carriage Road From Northeast					Commonwealth Avenue (Route 30) From East					Carriage Road EB From Southeast			Washington Street From South					Carriage Road EB From Southwest					Commonwealth Avenue (Route 30) From West				Carriage Road WB From Northwest			Int. Total					
	Hard Right	Right	Thru	Left	Hard Left	Hard Right	Right	Bear Right	Thru	Left	Right	Bear Right	Thru	Left	Hard Left	U-Turn	Right	Thru	Hard Left	Hard Right	Right	Bear Right	Thru	Bear Left	Left	Hard Left	Hard Right	Right	Thru	Bear Left	Left	Hard Left	Hard Right	Bear Right	Thru		Left	Right	Thru	Left	
04:00 PM	0	0	3	0	0	0	0	0	0	0	0	0	0	0	0	0	0	0	0	1	0	2	2	0	0	0	0	0	0	0	0	0	0	0	1	3	0	0	0	0	12
04:15 PM	0	1	4	1	0	0	0	0	0	0	0	0	3	1	0	0	0	0	0	1	0	0	10	0	0	0	0	0	0	0	0	0	0	1	1	0	0	0	0	0	19
04:30 PM	0	0	3	1	0	2	0	0	0	0	0	1	0	3	2	0	0	0	0	0	0	0	4	0	0	0	0	1	0	0	0	0	0	1	1	0	0	0	0	0	14
04:45 PM	0	0	3	1	0	0	0	0	0	0	0	0	0	3	0	0	0	0	0	1	0	0	1	0	0	0	0	0	0	0	0	0	0	2	3	0	0	0	0	14	
Total	0	1	13	3	0	2	0	0	0	0	1	0	9	3	0	0	0	0	0	3	0	2	17	0	0	0	0	1	0	0	0	0	0	5	8	0	0	0	0	68	
05:00 PM	0	1	2	1	0	0	0	0	0	0	0	0	0	0	1	0	0	0	0	0	0	4	0	0	0	0	0	0	0	0	0	0	4	2	0	0	0	0	15		
05:15 PM	0	0	3	0	0	0	0	0	0	0	0	0	1	0	0	0	0	0	0	0	0	4	0	0	0	0	1	1	0	0	0	0	0	3	2	0	0	0	0	15	
05:30 PM	0	0	4	0	0	0	0	0	0	0	0	0	1	1	0	0	0	0	0	0	0	4	0	0	0	0	0	0	0	0	0	0	2	3	0	0	0	0	15		
05:45 PM	0	0	1	0	0	0	0	0	0	0	0	0	2	1	0	0	0	0	0	0	1	4	0	0	0	0	1	0	0	0	0	0	0	1	0	0	0	0	0	11	
Total	0	1	10	1	0	0	0	0	0	0	0	0	4	2	1	0	0	0	0	0	1	16	0	0	0	0	2	1	0	0	0	0	9	8	0	0	0	0	56		
Grand Total	0	2	23	4	0	2	0	0	0	0	1	0	13	5	1	0	0	0	0	3	0	3	33	0	0	0	3	1	0	0	0	0	0	14	16	0	0	0	0	124	
Approch %	0	6.9	79.3	13.8	0	100	0	0	0	0	5	0	65	25	5	0	0	0	0	7.7	0	7.7	84.6	0	0	0	75	25	0	0	0	0	0	46.7	53.3	0	0	0	0		
Total %	0	1.6	18.5	3.2	0	1.6	0	0	0	0	0.8	0	10.5	4	0.8	0	0	0	0	2.4	0	2.4	26.6	0	0	0	2.4	0.8	0	0	0	0	11.3	12.9	0	0	0	0			

Start Time	Washington Street From North						Carriage Road From Northeast					Commonwealth Avenue (Route 30) From East						Carriage Road EB From Southeast				Washington Street From South						Carriage Road EB From Southwest						Commonwealth Avenue (Route 30) From West					Carriage Road WB From Northwest				Int. Total				
	Hard Right	Right	Thru	Left	Hard Left	App. Total	Hard Right	Right	Bear Right	Thru	Left	App. Total	Right	Bear Right	Thru	Left	Hard Left	U-Turn	App. Total	Right	Thru	Hard Left	App. Total	Hard Right	Right	Bear Right	Thru	Bear Left	Left	Hard Left	App. Total	Hard Right	Right	Thru	Bear Left	Left	Hard Left	App. Total	Hard Right	Bear Right	Thru	Left		App. Total	Right	Thru	Left
04:15 PM	0	1	4	1	0	6	0	0	0	0	0	0	0	3	1	0	0	4	0	0	0	0	1	0	0	10	0	0	0	11	0	0	0	0	0	0	0	1	1	0	2	0	0	0	23		
04:30 PM	0	0	3	1	0	4	2	0	0	0	0	2	1	0	3	2	0	0	6	0	0	0	0	0	0	4	0	0	0	4	1	0	0	0	0	1	0	1	0	2	0	0	0	19			
04:45 PM	0	0	3	1	0	4	0	0	0	0	0	0	0	3	0	0	0	3	0	0	0	0	1	0	0	1	0	0	0	2	0	0	0	0	0	0	2	3	0	5	0	0	0	14			
05:00 PM	0	1	2	1	0	4	0	0	0	0	0	0	0	0	0	1	0	1	0	0	0	0	0	0	4	0	0	0	4	0	0	0	0	0	0	4	2	0	6	0	0	0	15				
Total Volume	0	2	12	4	0	18	2	0	0	0	0	2	1	0	9	3	1	0	14	0	0	0	0	2	0	0	19	0	0	0	21	1	0	0	0	0	1	0	8	7	0	15	0	0	0	71	
% App. Total	0	11.1	66.7	22.2	0	100	0	0	0	0	0	7.1	0	64.3	21.4	7.1	0	0	0	9.5	0	0	90.5	0	0	0	100	0	0	0	0	0	53.3	46.7	0	0	0	0	0	0	0						
PHF	.000	.500	.750	.000	.750	.250	.000	.000	.000	.000	.250	.250	.000	.750	.375	.250	.000	.583	.000	.000	.000	.000	.500	.000	.000	.475	.000	.000	.000	.477	.250	.000	.000	.000	.000	.000	.250	.000	.500	.583	.000	.625	.000	.000	.000	.000	.772



PRECISION  
DATA  
INDUSTRIES, LLC

P.O.Box 301 Berlin, MA 01503  
Office: 508.481.3999 Fax: 508.545.1234  
Email: datarequests@pdillc.com

N/S: Washington Street  
E/W: Commonwealth Avenue (Route 30)  
City, State: Brighton, MA  
Client: Howard Stein-Hudson/ M. Littman

File Name : 154421 CC  
Site Code : TBA  
Start Date : 5/5/2015  
Page No : 1

Groups Printed- Peds and Bikes

Table with 12 columns for street directions and 13 columns for pedestrian/bike counts. Rows include time intervals (04:00 PM to 05:45 PM) and a Grand Total row. Columns are: Washington Street From North, Carriage Road From Northeast, Commonwealth Avenue (Route 30) From East, Carriage Road EB From Southeast, Washington Street From South, Carriage Road EB From Southwest, Commonwealth Avenue (Route 30) From West, Carriage Road WB From Northwest, and Int. Total.

Table with 12 columns for street directions and 13 columns for pedestrian/bike counts. This is a detailed breakdown of the peak hour analysis, showing counts for each movement (e.g., Right, Left, Through) for each street direction.

Peak Hour Analysis From 04:00 PM to 05:45 PM - Peak 1 of 1  
Peak Hour for Entire Intersection Begins at 05:00 PM

Table with 12 columns for street directions and 13 columns for pedestrian/bike counts. This is a detailed breakdown of the peak hour analysis, showing counts for each movement (e.g., Right, Left, Through) for each street direction. Includes a PHF (Peak Hour Factor) row at the bottom.



PRECISION  
D A T A  
INDUSTRIES, LLC

P.O. Box 301 Berlin, MA 01503  
Office: 508.481.3999 Fax: 508.545.1234  
Email: datarequests@pdillc.com

File Name : 154421 CC  
Site Code : TBA  
Start Date : 5/5/2015  
Page No : 1

N/S: Washington Street  
E/W: Commonwealth Avenue (Route 30)  
City, State: Brighton, MA  
Client: Howard Stein-Hudson/ M. Littman

Start Time	Washington Street From North						Carriage Road From Northeast						Commonwealth Avenue (Route 30) From East						Carriage Road EB From Southeast				Washington Street From South						Carriage Road EB From Southwest						Commonwealth Avenue (Route 30) From West					Carriage Road WB From Northwest				Int. Total				
	Har d Rl ght	Righ t	Thru	Left	Har d Le ft	App. Total	Har d Rl ght	Righ t	Bea r Rl ght	Thru	Left	App. Total	Righ t	Bea r Rl ght	Thru	Left	Har d Le ft	U-Turn	App. Total	Righ t	Thru	Har d Le ft	App. Total	Har d Rl ght	Righ t	Bea r Rl ght	Thru	Bea r Lef t	Left	Har d Le ft	App. Total	Har d Rl ght	Righ t	Thru	Bea r Lef t	Left	Har d Le ft	App. Total	Har d Rl ght	Bea r Rl ght	Thru	Left	App. Total		Righ t	Thru	Left	App. Total
Peak Hour Analysis From 04:00 PM to 05:45 PM - Peak 1 of 1																																																
Peak Hour for Entire Intersection Begins at 04:45 PM																																																
04:45 PM	1	2	81	9	0	93	10	7	0	0	6	23	0	0	170	34	6	0	210	0	0	0	0	15	0	5	65	2	17	0	104	12	6	0	0	0	0	18	0	2	100	0	102	0	0	0	0	550
05:00 PM	0	7	79	10	0	96	7	3	0	0	2	12	0	0	120	31	8	0	159	0	0	0	0	13	0	1	67	1	14	0	96	10	3	0	0	0	0	13	0	4	120	0	124	0	0	0	0	500
05:15 PM	3	7	82	6	0	98	7	5	1	0	1	14	1	1	165	29	5	0	201	0	0	0	0	14	0	0	85	1	12	0	112	19	4	0	0	0	0	23	0	3	129	0	132	0	0	0	0	580
05:30 PM	2	8	82	16	0	108	14	8	0	0	0	22	0	0	132	29	8	0	169	0	0	0	0	14	0	3	71	1	13	0	102	17	4	0	0	0	0	21	0	2	126	0	128	0	0	0	0	550
Total Volume	6	24	324	41	0	395	38	23	1	0	9	71	1	1	587	123	27	0	739	0	0	0	0	56	0	9	288	5	56	0	414	58	17	0	0	0	0	75	0	11	475	0	486	0	0	0	0	2180
% App. Total	1.5	6.1	82	10.4	0	53.5	32.4	1.4	0	12.7	0.1	0.1	79.4	16.6	3.7	0	0	0	0	0	13.5	0	2.2	69.6	1.2	13.5	0	77.3	22.7	0	0	0	0	0	2.3	97.7	0	0	0	0	0							
PHF	.500	.750	.988	.641	.000	.914	.679	.719	.250	.000	.375	.772	.250	.250	.863	.904	.844	.000	.880	.000	.000	.000	.000	.933	.000	.450	.847	.625	.824	.000	.924	.763	.708	.000	.000	.000	.815	.000	.688	.921	.000	.920	.000	.000	.000	.000	.940	
Cars	6	23	312	39	0	380	38	23	1	0	9	71	1	1	582	122	26	0	732	0	0	0	0	55	0	9	275	5	56	0	400	57	16	0	0	0	0	73	0	0	465	0	465	0	0	0	0	2121
% Cars	100	95.8	96.3	95.1	0	96.2	100	100	100	0	100	100	100	100	99.1	99.2	96.3	0	99.1	0	0	0	0	98.2	0	100	95.5	100	100	0	96.6	98.3	94.1	0	0	0	0	97.3	0	0	97.9	0	95.7	0	0	0	0	97.3
Heavy Vehicles	0	1	12	2	0	15	0	0	0	0	0	0	0	0	5	1	1	0	7	0	0	0	0	1	0	0	13	0	0	0	14	1	1	0	0	0	0	2	0	11	10	0	21	0	0	0	0	59
% Heavy Vehicles	0	4.2	3.7	4.9	0	3.8	0	0	0	0	0	0	0	0	0.9	0.8	3.7	0	0.9	0	0	0	0	1.8	0	0	4.5	0	0	0	3.4	1.7	5.9	0	0	0	0	2.7	0	100	2.1	0	4.3	0	0	0	0	2.7

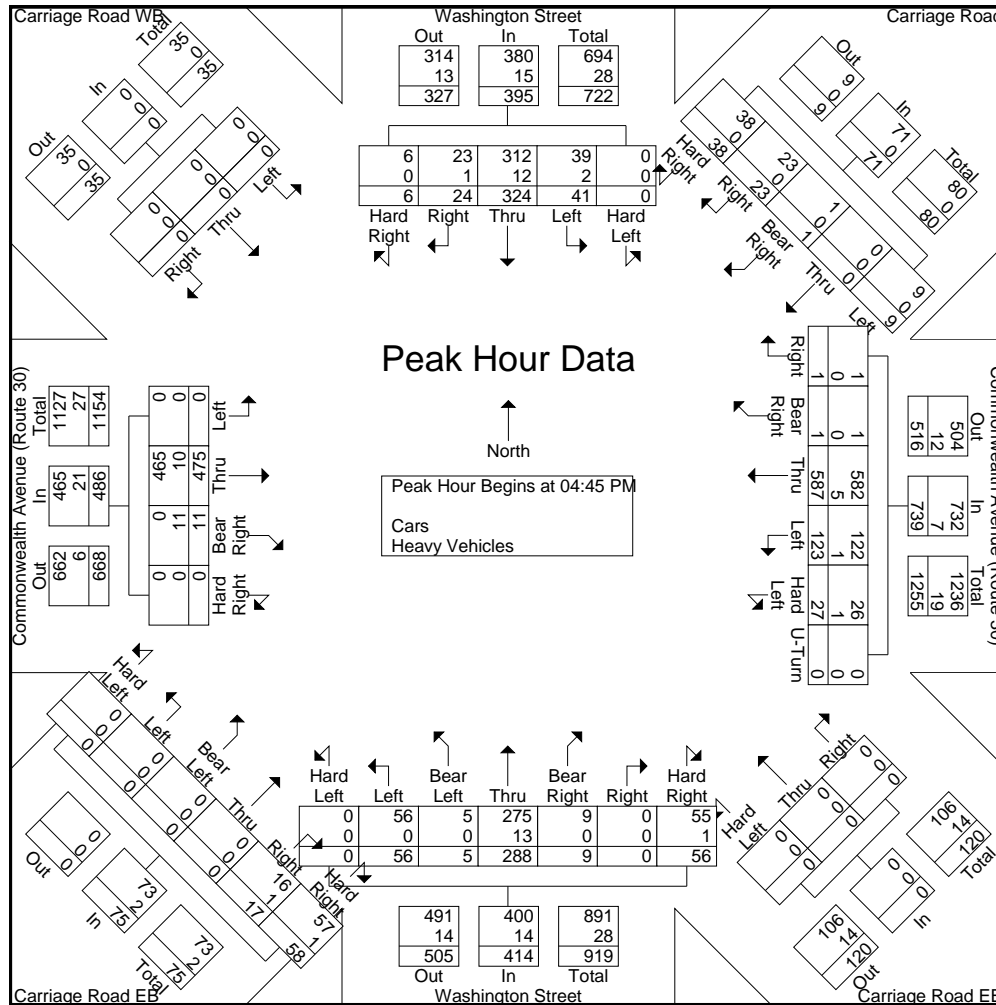


PRECISION  
D A T A  
INDUSTRIES, LLC

P.O. Box 301 Berlin, MA 01503  
Office: 508.481.3999 Fax: 508.545.1234  
Email: datarequests@pdillc.com

N/S: Washington Street  
E/W: Commonwealth Avenue (Route 30)  
City, State: Brighton, MA  
Client: Howard Stein-Hudson/ M. Littman

File Name : 154421 CC  
Site Code : TBA  
Start Date : 5/5/2015  
Page No : 2





PRECISION  
D A T A  
INDUSTRIES, LLC

P.O. Box 301 Berlin, MA 01503  
Office: 508.481.3999 Fax: 508.545.1234  
Email: datarequests@pdillc.com

File Name : 154421 A  
Site Code : TBA  
Start Date : 5/5/2015  
Page No : 1

N/S: Washington Street  
E/W: Corey Road  
City, State: Brighton, MA  
Client: Howard Stein-Hudson/ M. Littman

Groups Printed- Cars - Heavy Vehicles

Start Time	Washington Street From North				Corey Road From East				Washington Street From South				Corey Road From West				Int. Total
	Right	Thru	Left	U-Turn	Right	Thru	Left	U-Turn	Right	Thru	Left	U-Turn	Right	Thru	Left	U-Turn	
07:00 AM	21	70	5	0	4	29	8	0	15	63	2	0	0	37	14	0	268
07:15 AM	14	84	5	0	1	27	10	0	12	70	0	0	5	20	19	0	267
07:30 AM	27	99	9	0	2	28	9	0	17	78	3	0	3	36	19	0	330
07:45 AM	24	92	8	0	6	51	8	0	32	75	3	0	2	27	20	0	348
Total	86	345	27	0	13	135	35	0	76	286	8	0	10	120	72	0	1213
08:00 AM	17	90	9	0	5	28	12	0	49	105	2	0	4	45	21	0	387
08:15 AM	17	75	20	0	4	31	5	0	54	81	1	0	5	36	17	0	346
08:30 AM	22	91	15	0	9	24	10	0	39	84	2	0	1	48	19	0	364
08:45 AM	23	78	12	0	5	18	6	0	40	84	0	0	3	47	20	0	336
Total	79	334	56	0	23	101	33	0	182	354	5	0	13	176	77	0	1433
Grand Total	165	679	83	0	36	236	68	0	258	640	13	0	23	296	149	0	2646
Apprch %	17.8	73.2	9	0	10.6	69.4	20	0	28.3	70.3	1.4	0	4.9	63.2	31.8	0	
Total %	6.2	25.7	3.1	0	1.4	8.9	2.6	0	9.8	24.2	0.5	0	0.9	11.2	5.6	0	
Cars	159	633	79	0	36	234	66	0	252	595	12	0	21	293	141	0	2521
% Cars	96.4	93.2	95.2	0	100	99.2	97.1	0	97.7	93	92.3	0	91.3	99	94.6	0	95.3
Heavy Vehicles	6	46	4	0	0	2	2	0	6	45	1	0	2	3	8	0	125
% Heavy Vehicles	3.6	6.8	4.8	0	0	0.8	2.9	0	2.3	7	7.7	0	8.7	1	5.4	0	4.7

Start Time	Washington Street From North					Corey Road From East					Washington Street From South					Corey Road From West					Int. Total
	Right	Thru	Left	U-Turn	App. Total	Right	Thru	Left	U-Turn	App. Total	Right	Thru	Left	U-Turn	App. Total	Right	Thru	Left	U-Turn	App. Total	
Peak Hour Analysis From 07:00 AM to 08:45 AM - Peak 1 of 1																					
Peak Hour for Entire Intersection Begins at 07:45 AM																					
07:45 AM	24	92	8	0	124	6	51	8	0	65	32	75	3	0	110	2	27	20	0	49	348
08:00 AM	17	90	9	0	116	5	28	12	0	45	49	105	2	0	156	4	45	21	0	70	387
08:15 AM	17	75	20	0	112	4	31	5	0	40	54	81	1	0	136	5	36	17	0	58	346
08:30 AM	22	91	15	0	128	9	24	10	0	43	39	84	2	0	125	1	48	19	0	68	364
Total Volume	80	348	52	0	480	24	134	35	0	193	174	345	8	0	527	12	156	77	0	245	1445
% App. Total	16.7	72.5	10.8	0		12.4	69.4	18.1	0		33	65.5	1.5	0		4.9	63.7	31.4	0		
PHF	.833	.946	.650	.000	.938	.667	.657	.729	.000	.742	.806	.821	.667	.000	.845	.600	.813	.917	.000	.875	.933
Cars	75	327	49	0	451	24	133	34	0	191	173	325	8	0	506	12	155	76	0	243	1391
% Cars	93.8	94.0	94.2	0	94.0	100	99.3	97.1	0	99.0	99.4	94.2	100	0	96.0	100	99.4	98.7	0	99.2	96.3
Heavy Vehicles	5	21	3	0	29	0	1	1	0	2	1	20	0	0	21	0	1	1	0	2	54
% Heavy Vehicles	6.3	6.0	5.8	0	6.0	0	0.7	2.9	0	1.0	0.6	5.8	0	0	4.0	0	0.6	1.3	0	0.8	3.7



PRECISION  
D A T A  
INDUSTRIES, LLC

P.O. Box 301 Berlin, MA 01503  
Office: 508.481.3999 Fax: 508.545.1234  
Email: datarequests@pdillc.com

Groups Printed- Cars

N/S: Washington Street  
E/W: Corey Road  
City, State: Brighton, MA  
Client: Howard Stein-Hudson/ M. Littman

File Name : 154421 A  
Site Code : TBA  
Start Date : 5/5/2015  
Page No : 1

Start Time	Washington Street From North				Corey Road From East				Washington Street From South				Corey Road From West				Int. Total
	Right	Thru	Left	U-Turn	Right	Thru	Left	U-Turn	Right	Thru	Left	U-Turn	Right	Thru	Left	U-Turn	
07:00 AM	21	66	5	0	4	29	8	0	14	55	2	0	0	35	14	0	253
07:15 AM	14	76	5	0	1	27	10	0	11	64	0	0	3	20	14	0	245
07:30 AM	27	91	8	0	2	27	9	0	16	74	2	0	3	36	18	0	313
07:45 AM	23	84	8	0	6	51	8	0	32	74	3	0	2	27	20	0	338
Total	85	317	26	0	13	134	35	0	73	267	7	0	8	118	66	0	1149
08:00 AM	15	86	8	0	5	28	12	0	49	97	2	0	4	45	21	0	372
08:15 AM	17	71	20	0	4	31	5	0	53	72	1	0	5	35	17	0	331
08:30 AM	20	86	13	0	9	23	9	0	39	82	2	0	1	48	18	0	350
08:45 AM	22	73	12	0	5	18	5	0	38	77	0	0	3	47	19	0	319
Total	74	316	53	0	23	100	31	0	179	328	5	0	13	175	75	0	1372
Grand Total	159	633	79	0	36	234	66	0	252	595	12	0	21	293	141	0	2521
Apprch %	18.3	72.7	9.1	0	10.7	69.6	19.6	0	29.3	69.3	1.4	0	4.6	64.4	31	0	
Total %	6.3	25.1	3.1	0	1.4	9.3	2.6	0	10	23.6	0.5	0	0.8	11.6	5.6	0	

Start Time	Washington Street From North					Corey Road From East					Washington Street From South					Corey Road From West					Int. Total
	Right	Thru	Left	U-Turn	App. Total	Right	Thru	Left	U-Turn	App. Total	Right	Thru	Left	U-Turn	App. Total	Right	Thru	Left	U-Turn	App. Total	
Peak Hour Analysis From 07:00 AM to 08:45 AM - Peak 1 of 1																					
Peak Hour for Entire Intersection Begins at 07:45 AM																					
07:45 AM	23	84	8	0	115	6	51	8	0	65	32	74	3	0	109	2	27	20	0	49	338
08:00 AM	15	86	8	0	109	5	28	12	0	45	49	97	2	0	148	4	45	21	0	70	372
08:15 AM	17	71	20	0	108	4	31	5	0	40	53	72	1	0	126	5	35	17	0	57	331
08:30 AM	20	86	13	0	119	9	23	9	0	41	39	82	2	0	123	1	48	18	0	67	350
Total Volume	75	327	49	0	451	24	133	34	0	191	173	325	8	0	506	12	155	76	0	243	1391
% App. Total	16.6	72.5	10.9	0		12.6	69.6	17.8	0		34.2	64.2	1.6	0		4.9	63.8	31.3	0		
PHF	.815	.951	.613	.000	.947	.667	.652	.708	.000	.735	.816	.838	.667	.000	.855	.600	.807	.905	.000	.868	.935



PRECISION  
D A T A  
INDUSTRIES, LLC

P.O. Box 301 Berlin, MA 01503  
Office: 508.481.3999 Fax: 508.545.1234  
Email: datarequests@pdillc.com

File Name : 154421 A  
Site Code : TBA  
Start Date : 5/5/2015  
Page No : 1

N/S: Washington Street  
E/W: Corey Road  
City, State: Brighton, MA  
Client: Howard Stein-Hudson/ M. Littman

Groups Printed- Heavy Vehicles

Start Time	Washington Street From North				Corey Road From East				Washington Street From South				Corey Road From West				Int. Total
	Right	Thru	Left	U-Turn	Right	Thru	Left	U-Turn	Right	Thru	Left	U-Turn	Right	Thru	Left	U-Turn	
07:00 AM	0	4	0	0	0	0	0	0	1	8	0	0	0	2	0	0	15
07:15 AM	0	8	0	0	0	0	0	0	1	6	0	0	2	0	5	0	22
07:30 AM	0	8	1	0	0	1	0	0	1	4	1	0	0	0	1	0	17
07:45 AM	1	8	0	0	0	0	0	0	0	1	0	0	0	0	0	0	10
Total	1	28	1	0	0	1	0	0	3	19	1	0	2	2	6	0	64
08:00 AM	2	4	1	0	0	0	0	0	0	8	0	0	0	0	0	0	15
08:15 AM	0	4	0	0	0	0	0	0	1	9	0	0	0	1	0	0	15
08:30 AM	2	5	2	0	0	1	1	0	0	2	0	0	0	0	1	0	14
08:45 AM	1	5	0	0	0	0	1	0	2	7	0	0	0	0	1	0	17
Total	5	18	3	0	0	1	2	0	3	26	0	0	0	1	2	0	61
Grand Total	6	46	4	0	0	2	2	0	6	45	1	0	2	3	8	0	125
Apprch %	10.7	82.1	7.1	0	0	50	50	0	11.5	86.5	1.9	0	15.4	23.1	61.5	0	
Total %	4.8	36.8	3.2	0	0	1.6	1.6	0	4.8	36	0.8	0	1.6	2.4	6.4	0	

Start Time	Washington Street From North					Corey Road From East					Washington Street From South					Corey Road From West					Int. Total
	Right	Thru	Left	U-Turn	App. Total	Right	Thru	Left	U-Turn	App. Total	Right	Thru	Left	U-Turn	App. Total	Right	Thru	Left	U-Turn	App. Total	
Peak Hour Analysis From 07:00 AM to 08:45 AM - Peak 1 of 1																					
Peak Hour for Entire Intersection Begins at 07:00 AM																					
07:00 AM	0	4	0	0	4	0	0	0	0	0	1	8	0	0	9	0	2	0	0	2	15
07:15 AM	0	8	0	0	8	0	0	0	0	0	1	6	0	0	7	2	0	5	0	7	22
07:30 AM	0	8	1	0	9	0	1	0	0	1	1	4	1	0	6	0	0	1	0	1	17
07:45 AM	1	8	0	0	9	0	0	0	0	0	0	1	0	0	1	0	0	0	0	0	10
Total Volume	1	28	1	0	30	0	1	0	0	1	3	19	1	0	23	2	2	6	0	10	64
% App. Total	3.3	93.3	3.3	0		0	100	0	0		13	82.6	4.3	0		20	20	60	0		
PHF	.250	.875	.250	.000	.833	.000	.250	.000	.000	.250	.750	.594	.250	.000	.639	.250	.250	.300	.000	.357	.727



PRECISION  
D A T A  
INDUSTRIES, LLC

P.O. Box 301 Berlin, MA 01503  
Office: 508.481.3999 Fax: 508.545.1234  
Email: datarequests@pdillc.com

File Name : 154421 A  
Site Code : TBA  
Start Date : 5/5/2015  
Page No : 1

N/S: Washington Street  
E/W: Corey Road  
City, State: Brighton, MA  
Client: Howard Stein-Hudson/ M. Littman

Groups Printed- Peds and Bikes

Start Time	Washington Street From North					Corey Road From East					Washington Street From South					Corey Road From West					Int. Total
	Right	Thru	Left	Peds NB	Peds SB	Right	Thru	Left	Peds EB	Peds WB	Right	Thru	Left	Peds SB	Peds NB	Right	Thru	Left	Peds WB	Peds EB	
07:00 AM	0	4	0	1	1	0	1	0	8	1	0	4	0	3	4	0	0	0	0	3	30
07:15 AM	0	2	0	0	3	0	0	0	8	2	0	1	0	2	1	0	0	0	2	10	31
07:30 AM	0	9	0	1	3	0	1	1	7	2	0	2	0	12	3	0	0	0	5	7	53
07:45 AM	0	3	0	1	8	0	0	2	5	3	0	5	0	9	8	0	0	0	2	10	56
Total	0	18	0	3	15	0	2	3	28	8	0	12	0	26	16	0	0	0	9	30	170
08:00 AM	0	5	0	3	8	0	0	0	8	5	1	2	0	1	1	0	0	0	3	7	44
08:15 AM	0	3	0	4	7	0	0	0	10	3	0	0	0	0	2	0	0	0	1	11	41
08:30 AM	0	0	0	1	6	0	0	0	6	2	0	2	0	1	0	1	0	1	1	4	25
08:45 AM	1	5	0	0	4	0	1	0	6	5	0	2	0	2	1	0	0	0	3	2	32
Total	1	13	0	8	25	0	1	0	30	15	1	6	0	4	4	1	0	1	8	24	142
Grand Total	1	31	0	11	40	0	3	3	58	23	1	18	0	30	20	1	0	1	17	54	312
Apprch %	1.2	37.3	0	13.3	48.2	0	3.4	3.4	66.7	26.4	1.4	26.1	0	43.5	29	1.4	0	1.4	23.3	74	
Total %	0.3	9.9	0	3.5	12.8	0	1	1	18.6	7.4	0.3	5.8	0	9.6	6.4	0.3	0	0.3	5.4	17.3	

Start Time	Washington Street From North						Corey Road From East						Washington Street From South						Corey Road From West						Int. Total
	Right	Thru	Left	Peds NB	Peds SB	App. Total	Right	Thru	Left	Peds EB	Peds WB	App. Total	Right	Thru	Left	Peds SB	Peds NB	App. Total	Right	Thru	Left	Peds WB	Peds EB	App. Total	
Peak Hour Analysis From 07:00 AM to 08:45 AM - Peak 1 of 1																									
Peak Hour for Entire Intersection Begins at 07:30 AM																									
07:30 AM	0	9	0	1	3	13	0	1	1	7	2	11	0	2	0	12	3	17	0	0	0	5	7	12	53
07:45 AM	0	3	0	1	8	12	0	0	2	5	3	10	0	5	0	9	8	22	0	0	0	2	10	12	56
08:00 AM	0	5	0	3	8	16	0	0	0	8	5	13	1	2	0	1	1	5	0	0	0	3	7	10	44
08:15 AM	0	3	0	4	7	14	0	0	0	10	3	13	0	0	0	0	2	2	0	0	0	1	11	12	41
Total Volume	0	20	0	9	26	55	0	1	3	30	13	47	1	9	0	22	14	46	0	0	0	11	35	46	194
% App. Total	0	36.4	0	16.4	47.3	0	2.1	6.4	63.8	27.7	2.2	19.6	0	47.8	30.4	0	0	0	23.9	76.1					
PHF	.000	.556	.000	.563	.813	.859	.000	.250	.375	.750	.650	.904	.250	.450	.000	.458	.438	.523	.000	.000	.000	.550	.795	.958	.866





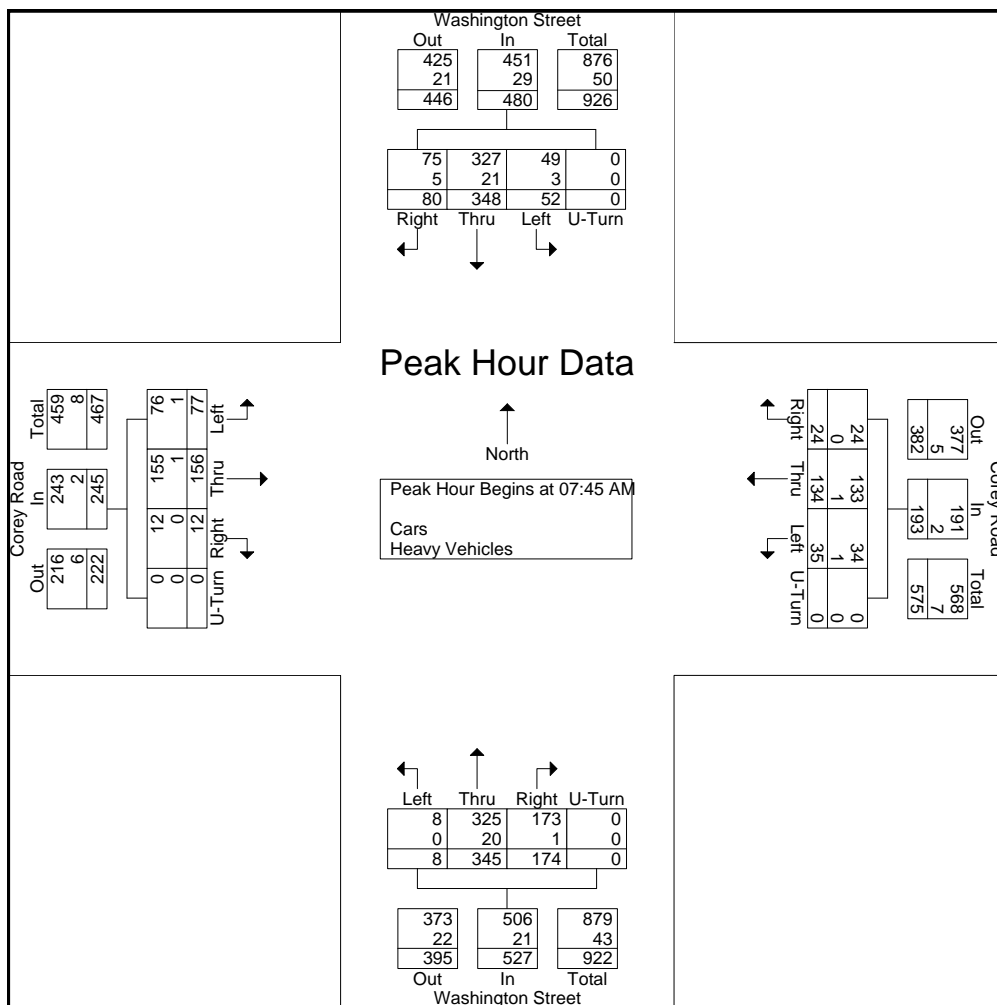
PRECISION  
D A T A  
INDUSTRIES, LLC

P.O. Box 301 Berlin, MA 01503  
Office: 508.481.3999 Fax: 508.545.1234  
Email: datarequests@pdillc.com

File Name : 154421 A  
Site Code : TBA  
Start Date : 5/5/2015  
Page No : 1

N/S: Washington Street  
E/W: Corey Road  
City, State: Brighton, MA  
Client: Howard Stein-Hudson/ M. Littman

Start Time	Washington Street From North					Corey Road From East					Washington Street From South					Corey Road From West					Int. Total
	Right	Thru	Left	U-Turn	App. Total	Right	Thru	Left	U-Turn	App. Total	Right	Thru	Left	U-Turn	App. Total	Right	Thru	Left	U-Turn	App. Total	
Peak Hour Analysis From 07:00 AM to 08:45 AM - Peak 1 of 1																					
Peak Hour for Entire Intersection Begins at 07:45 AM																					
07:45 AM	24	92	8	0	124	6	51	8	0	65	32	75	3	0	110	2	27	20	0	49	348
08:00 AM	17	90	9	0	116	5	28	12	0	45	49	105	2	0	156	4	45	21	0	70	387
08:15 AM	17	75	20	0	112	4	31	5	0	40	54	81	1	0	136	5	36	17	0	58	346
08:30 AM	22	91	15	0	128	9	24	10	0	43	39	84	2	0	125	1	48	19	0	68	364
Total Volume	80	348	52	0	480	24	134	35	0	193	174	345	8	0	527	12	156	77	0	245	1445
% App. Total	16.7	72.5	10.8	0		12.4	69.4	18.1	0		33	65.5	1.5	0		4.9	63.7	31.4	0		
PHF	.833	.946	.650	.000	.938	.667	.657	.729	.000	.742	.806	.821	.667	.000	.845	.600	.813	.917	.000	.875	.933
Cars	75	327	49	0	451	24	133	34	0	191	173	325	8	0	506	12	155	76	0	243	1391
% Cars	93.8	94.0	94.2	0	94.0	100	99.3	97.1	0	99.0	99.4	94.2	100	0	96.0	100	99.4	98.7	0	99.2	96.3
Heavy Vehicles	5	21	3	0	29	0	1	1	0	2	1	20	0	0	21	0	1	1	0	2	54
% Heavy Vehicles	6.3	6.0	5.8	0	6.0	0	0.7	2.9	0	1.0	0.6	5.8	0	0	4.0	0	0.6	1.3	0	0.8	3.7





PRECISION  
D A T A  
INDUSTRIES, LLC

P.O. Box 301 Berlin, MA 01503  
Office: 508.481.3999 Fax: 508.545.1234  
Email: datarequests@pdillc.com

N/S: Washington Street  
E/W: Corey Road  
City, State: Brighton, MA  
Client: Howard Stein-Hudson/ M. Littman

File Name : 154421 AA  
Site Code : TBA  
Start Date : 5/5/2015  
Page No : 1

Groups Printed- Cars - Heavy Vehicles

Start Time	Washington Street From North				Corey Road From East				Washington Street From South				Corey Road From West				Int. Total
	Right	Thru	Left	U-Turn	Right	Thru	Left	U-Turn	Right	Thru	Left	U-Turn	Right	Thru	Left	U-Turn	
04:00 PM	37	107	8	0	7	42	10	0	19	102	2	0	3	32	21	0	390
04:15 PM	27	105	11	0	8	32	9	0	37	88	1	0	1	39	16	0	374
04:30 PM	35	110	12	0	6	37	10	0	20	78	2	0	1	35	17	0	363
04:45 PM	29	89	13	0	7	42	6	0	21	90	0	0	0	33	13	0	343
Total	128	411	44	0	28	153	35	0	97	358	5	0	5	139	67	0	1470
05:00 PM	38	93	13	0	8	47	15	0	29	85	1	0	7	53	22	0	411
05:15 PM	28	96	12	0	10	47	10	0	25	85	1	0	1	43	15	0	373
05:30 PM	32	90	13	0	5	36	11	0	34	99	2	0	2	35	17	0	376
05:45 PM	32	102	7	0	3	40	14	0	17	98	3	0	2	33	22	0	373
Total	130	381	45	0	26	170	50	0	105	367	7	0	12	164	76	0	1533
Grand Total	258	792	89	0	54	323	85	0	202	725	12	0	17	303	143	0	3003
Apprch %	22.7	69.5	7.8	0	11.7	69.9	18.4	0	21.5	77.2	1.3	0	3.7	65.4	30.9	0	
Total %	8.6	26.4	3	0	1.8	10.8	2.8	0	6.7	24.1	0.4	0	0.6	10.1	4.8	0	
Cars	255	764	87	0	53	322	85	0	200	692	11	0	17	296	138	0	2920
% Cars	98.8	96.5	97.8	0	98.1	99.7	100	0	99	95.4	91.7	0	100	97.7	96.5	0	97.2
Heavy Vehicles	3	28	2	0	1	1	0	0	2	33	1	0	0	7	5	0	83
% Heavy Vehicles	1.2	3.5	2.2	0	1.9	0.3	0	0	1	4.6	8.3	0	0	2.3	3.5	0	2.8

Start Time	Washington Street From North					Corey Road From East					Washington Street From South					Corey Road From West					Int. Total
	Right	Thru	Left	U-Turn	App. Total	Right	Thru	Left	U-Turn	App. Total	Right	Thru	Left	U-Turn	App. Total	Right	Thru	Left	U-Turn	App. Total	
Peak Hour Analysis From 04:00 PM to 05:45 PM - Peak 1 of 1																					
Peak Hour for Entire Intersection Begins at 05:00 PM																					
05:00 PM	38	93	13	0	144	8	47	15	0	70	29	85	1	0	115	7	53	22	0	82	411
05:15 PM	28	96	12	0	136	10	47	10	0	67	25	85	1	0	111	1	43	15	0	59	373
05:30 PM	32	90	13	0	135	5	36	11	0	52	34	99	2	0	135	2	35	17	0	54	376
05:45 PM	32	102	7	0	141	3	40	14	0	57	17	98	3	0	118	2	33	22	0	57	373
Total Volume	130	381	45	0	556	26	170	50	0	246	105	367	7	0	479	12	164	76	0	252	1533
% App. Total	23.4	68.5	8.1	0		10.6	69.1	20.3	0		21.9	76.6	1.5	0		4.8	65.1	30.2	0		
PHF	.855	.934	.865	.000	.965	.650	.904	.833	.000	.879	.772	.927	.583	.000	.887	.429	.774	.864	.000	.768	.932
Cars	128	371	43	0	542	25	170	50	0	245	104	350	6	0	460	12	161	73	0	246	1493
% Cars	98.5	97.4	95.6	0	97.5	96.2	100	100	0	99.6	99.0	95.4	85.7	0	96.0	100	98.2	96.1	0	97.6	97.4
Heavy Vehicles	2	10	2	0	14	1	0	0	0	1	1	17	1	0	19	0	3	3	0	6	40
% Heavy Vehicles	1.5	2.6	4.4	0	2.5	3.8	0	0	0	0.4	1.0	4.6	14.3	0	4.0	0	1.8	3.9	0	2.4	2.6



PRECISION  
D A T A  
INDUSTRIES, LLC

P.O. Box 301 Berlin, MA 01503  
Office: 508.481.3999 Fax: 508.545.1234  
Email: datarequests@pdillc.com

File Name : 154421 AA  
Site Code : TBA  
Start Date : 5/5/2015  
Page No : 1

N/S: Washington Street  
E/W: Corey Road  
City, State: Brighton, MA  
Client: Howard Stein-Hudson/ M. Littman

Groups Printed- Cars

Start Time	Washington Street From North				Corey Road From East				Washington Street From South				Corey Road From West				Int. Total
	Right	Thru	Left	U-Turn	Right	Thru	Left	U-Turn	Right	Thru	Left	U-Turn	Right	Thru	Left	U-Turn	
04:00 PM	37	102	8	0	7	42	10	0	19	98	2	0	3	32	21	0	381
04:15 PM	27	102	11	0	8	32	9	0	36	81	1	0	1	39	15	0	362
04:30 PM	34	103	12	0	6	36	10	0	20	75	2	0	1	33	16	0	348
04:45 PM	29	86	13	0	7	42	6	0	21	88	0	0	0	31	13	0	336
Total	127	393	44	0	28	152	35	0	96	342	5	0	5	135	65	0	1427
05:00 PM	38	90	12	0	7	47	15	0	29	80	1	0	7	52	21	0	399
05:15 PM	27	95	12	0	10	47	10	0	25	82	1	0	1	43	14	0	367
05:30 PM	32	85	13	0	5	36	11	0	33	94	1	0	2	34	17	0	363
05:45 PM	31	101	6	0	3	40	14	0	17	94	3	0	2	32	21	0	364
Total	128	371	43	0	25	170	50	0	104	350	6	0	12	161	73	0	1493
Grand Total	255	764	87	0	53	322	85	0	200	692	11	0	17	296	138	0	2920
Apprch %	23.1	69.1	7.9	0	11.5	70	18.5	0	22.1	76.6	1.2	0	3.8	65.6	30.6	0	
Total %	8.7	26.2	3	0	1.8	11	2.9	0	6.8	23.7	0.4	0	0.6	10.1	4.7	0	

Start Time	Washington Street From North					Corey Road From East					Washington Street From South					Corey Road From West					Int. Total
	Right	Thru	Left	U-Turn	App. Total	Right	Thru	Left	U-Turn	App. Total	Right	Thru	Left	U-Turn	App. Total	Right	Thru	Left	U-Turn	App. Total	
Peak Hour Analysis From 04:00 PM to 05:45 PM - Peak 1 of 1																					
Peak Hour for Entire Intersection Begins at 05:00 PM																					
05:00 PM	38	90	12	0	140	7	47	15	0	69	29	80	1	0	110	7	52	21	0	80	399
05:15 PM	27	95	12	0	134	10	47	10	0	67	25	82	1	0	108	1	43	14	0	58	367
05:30 PM	32	85	13	0	130	5	36	11	0	52	33	94	1	0	128	2	34	17	0	53	363
05:45 PM	31	101	6	0	138	3	40	14	0	57	17	94	3	0	114	2	32	21	0	55	364
Total Volume	128	371	43	0	542	25	170	50	0	245	104	350	6	0	460	12	161	73	0	246	1493
% App. Total	23.6	68.5	7.9	0		10.2	69.4	20.4	0		22.6	76.1	1.3	0		4.9	65.4	29.7	0		
PHF	.842	.918	.827	.000	.968	.625	.904	.833	.000	.888	.788	.931	.500	.000	.898	.429	.774	.869	.000	.769	.935



PRECISION  
D A T A  
INDUSTRIES, LLC

P.O. Box 301 Berlin, MA 01503  
Office: 508.481.3999 Fax: 508.545.1234  
Email: datarequests@pdillc.com

File Name : 154421 AA  
Site Code : TBA  
Start Date : 5/5/2015  
Page No : 1

N/S: Washington Street  
E/W: Corey Road  
City, State: Brighton, MA  
Client: Howard Stein-Hudson/ M. Littman

Groups Printed- Heavy Vehicles

Start Time	Washington Street From North				Corey Road From East				Washington Street From South				Corey Road From West				Int. Total
	Right	Thru	Left	U-Turn	Right	Thru	Left	U-Turn	Right	Thru	Left	U-Turn	Right	Thru	Left	U-Turn	
04:00 PM	0	5	0	0	0	0	0	0	0	4	0	0	0	0	0	0	9
04:15 PM	0	3	0	0	0	0	0	0	1	7	0	0	0	0	1	0	12
04:30 PM	1	7	0	0	0	1	0	0	0	3	0	0	0	2	1	0	15
04:45 PM	0	3	0	0	0	0	0	0	0	2	0	0	0	2	0	0	7
Total	1	18	0	0	0	1	0	0	1	16	0	0	0	4	2	0	43
05:00 PM	0	3	1	0	1	0	0	0	0	5	0	0	0	1	1	0	12
05:15 PM	1	1	0	0	0	0	0	0	0	3	0	0	0	0	1	0	6
05:30 PM	0	5	0	0	0	0	0	0	1	5	1	0	0	1	0	0	13
05:45 PM	1	1	1	0	0	0	0	0	0	4	0	0	0	1	1	0	9
Total	2	10	2	0	1	0	0	0	1	17	1	0	0	3	3	0	40
Grand Total	3	28	2	0	1	1	0	0	2	33	1	0	0	7	5	0	83
Apprch %	9.1	84.8	6.1	0	50	50	0	0	5.6	91.7	2.8	0	0	58.3	41.7	0	
Total %	3.6	33.7	2.4	0	1.2	1.2	0	0	2.4	39.8	1.2	0	0	8.4	6	0	

Start Time	Washington Street From North					Corey Road From East					Washington Street From South					Corey Road From West					Int. Total
	Right	Thru	Left	U-Turn	App. Total	Right	Thru	Left	U-Turn	App. Total	Right	Thru	Left	U-Turn	App. Total	Right	Thru	Left	U-Turn	App. Total	
Peak Hour Analysis From 04:00 PM to 05:45 PM - Peak 1 of 1																					
Peak Hour for Entire Intersection Begins at 04:15 PM																					
04:15 PM	0	3	0	0	3	0	0	0	0	0	1	7	0	0	8	0	0	1	0	1	12
04:30 PM	1	7	0	0	8	0	1	0	0	1	0	3	0	0	3	0	2	1	0	3	15
04:45 PM	0	3	0	0	3	0	0	0	0	0	0	2	0	0	2	0	2	0	0	2	7
05:00 PM	0	3	1	0	4	1	0	0	0	1	0	5	0	0	5	0	1	1	0	2	12
Total Volume	1	16	1	0	18	1	1	0	0	2	1	17	0	0	18	0	5	3	0	8	46
% App. Total	5.6	88.9	5.6	0	50	50	0	0	5.6	94.4	0	0	0	62.5	37.5	0					
PHF	.250	.571	.250	.000	.563	.250	.250	.000	.000	.500	.250	.607	.000	.000	.563	.000	.625	.750	.000	.667	.767



PRECISION  
D A T A  
INDUSTRIES, LLC

P.O. Box 301 Berlin, MA 01503  
Office: 508.481.3999 Fax: 508.545.1234  
Email: datarequests@pdillc.com

File Name : 154421 AA  
Site Code : TBA  
Start Date : 5/5/2015  
Page No : 1

N/S: Washington Street  
E/W: Corey Road  
City, State: Brighton, MA  
Client: Howard Stein-Hudson/ M. Littman

Groups Printed- Peds and Bikes

Start Time	Washington Street From North					Corey Road From East					Washington Street From South					Corey Road From West					Int. Total
	Right	Thru	Left	Peds NB	Peds SB	Right	Thru	Left	Peds EB	Peds WB	Right	Thru	Left	Peds SB	Peds NB	Right	Thru	Left	Peds WB	Peds EB	
04:00 PM	0	0	0	17	6	0	0	0	4	4	0	1	0	1	1	0	0	0	6	3	43
04:15 PM	0	3	0	4	10	0	1	0	12	6	0	1	0	2	2	0	0	0	7	9	57
04:30 PM	0	4	0	8	7	0	0	0	7	7	0	3	0	4	1	0	0	0	5	7	53
04:45 PM	1	3	0	2	4	0	0	0	3	21	1	4	0	3	4	0	0	0	1	2	49
Total	1	10	0	31	27	0	1	0	26	38	1	9	0	10	8	0	0	0	19	21	202
05:00 PM	0	1	0	5	8	0	0	0	5	5	0	0	0	1	2	0	0	0	4	4	35
05:15 PM	0	1	0	6	6	0	0	0	2	16	0	0	0	1	3	0	0	0	4	3	42
05:30 PM	1	2	0	2	2	0	0	0	6	9	0	2	0	3	3	0	0	0	1	2	33
05:45 PM	1	2	0	6	7	0	0	0	9	14	0	1	0	1	3	0	1	0	6	3	54
Total	2	6	0	19	23	0	0	0	22	44	0	3	0	6	11	0	1	0	15	12	164
Grand Total	3	16	0	50	50	0	1	0	48	82	1	12	0	16	19	0	1	0	34	33	366
Apprch %	2.5	13.4	0	42	42	0	0.8	0	36.6	62.6	2.1	25	0	33.3	39.6	0	1.5	0	50	48.5	
Total %	0.8	4.4	0	13.7	13.7	0	0.3	0	13.1	22.4	0.3	3.3	0	4.4	5.2	0	0.3	0	9.3	9	

Start Time	Washington Street From North						Corey Road From East						Washington Street From South						Corey Road From West						Int. Total
	Right	Thru	Left	Peds NB	Peds SB	App. Total	Right	Thru	Left	Peds EB	Peds WB	App. Total	Right	Thru	Left	Peds SB	Peds NB	App. Total	Right	Thru	Left	Peds WB	Peds EB	App. Total	
Peak Hour Analysis From 04:00 PM to 05:45 PM - Peak 1 of 1																									
Peak Hour for Entire Intersection Begins at 04:00 PM																									
04:00 PM	0	0	0	17	6	23	0	0	0	4	4	8	0	1	0	1	1	3	0	0	0	6	3	9	43
04:15 PM	0	3	0	4	10	17	0	1	0	12	6	19	0	1	0	2	2	5	0	0	0	7	9	16	57
04:30 PM	0	4	0	8	7	19	0	0	0	7	7	14	0	3	0	4	1	8	0	0	0	5	7	12	53
04:45 PM	1	3	0	2	4	10	0	0	0	3	21	24	1	4	0	3	4	12	0	0	0	1	2	3	49
Total Volume	1	10	0	31	27	69	0	1	0	26	38	65	1	9	0	10	8	28	0	0	0	19	21	40	202
% App. Total	1.4	14.5	0	44.9	39.1		0	1.5	0	40	58.5		3.6	32.1	0	35.7	28.6		0	0	0	47.5	52.5		
PHF	.250	.625	.000	.456	.675	.750	.000	.250	.000	.542	.452	.677	.250	.563	.000	.625	.500	.583	.000	.000	.000	.679	.583	.625	.886



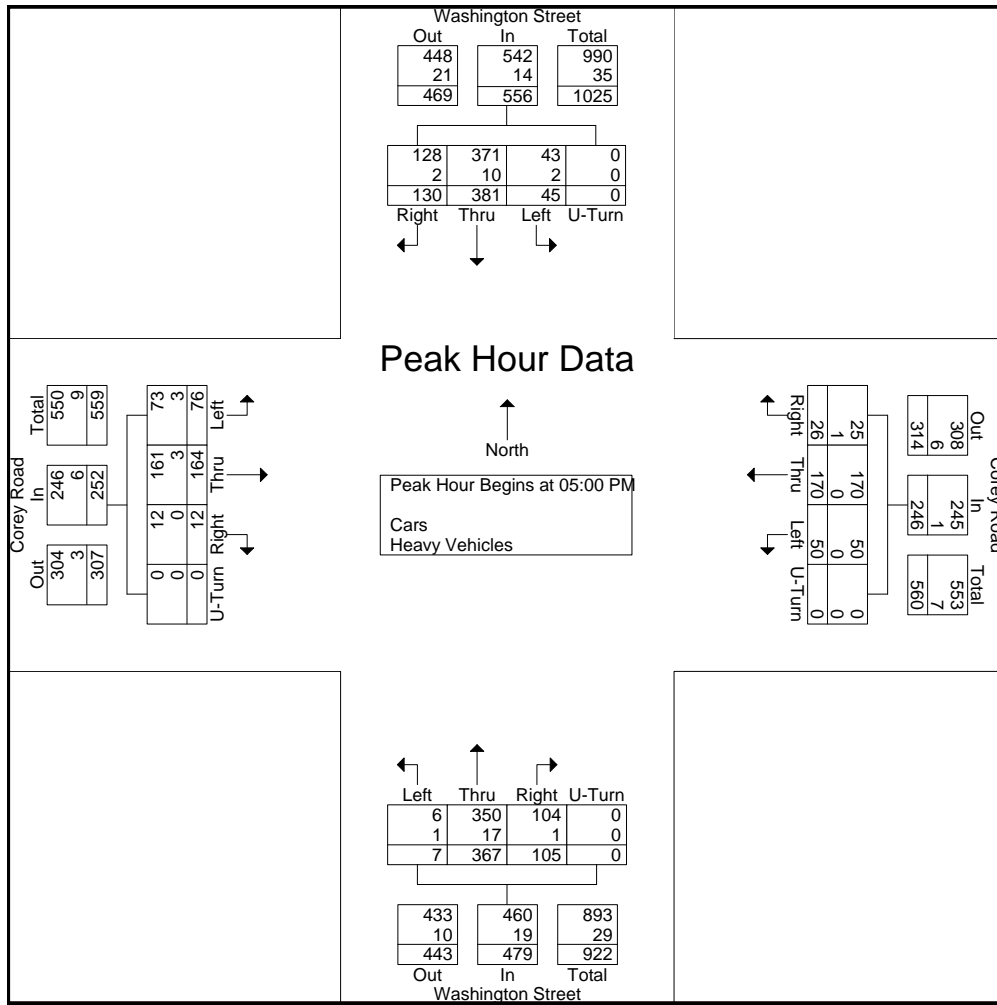
PRECISION  
D A T A  
INDUSTRIES, LLC

P.O. Box 301 Berlin, MA 01503  
Office: 508.481.3999 Fax: 508.545.1234  
Email: datarequests@pdillc.com

N/S: Washington Street  
E/W: Corey Road  
City, State: Brighton, MA  
Client: Howard Stein-Hudson/ M. Littman

File Name : 154421 AA  
Site Code : TBA  
Start Date : 5/5/2015  
Page No : 1

Start Time	Washington Street From North					Corey Road From East					Washington Street From South					Corey Road From West					Int. Total
	Right	Thru	Left	U-Turn	App. Total	Right	Thru	Left	U-Turn	App. Total	Right	Thru	Left	U-Turn	App. Total	Right	Thru	Left	U-Turn	App. Total	
Peak Hour Analysis From 04:00 PM to 05:45 PM - Peak 1 of 1																					
Peak Hour for Entire Intersection Begins at 05:00 PM																					
05:00 PM	38	93	13	0	144	8	47	15	0	70	29	85	1	0	115	7	53	22	0	82	411
05:15 PM	28	96	12	0	136	10	47	10	0	67	25	85	1	0	111	1	43	15	0	59	373
05:30 PM	32	90	13	0	135	5	36	11	0	52	34	99	2	0	135	2	35	17	0	54	376
05:45 PM	32	102	7	0	141	3	40	14	0	57	17	98	3	0	118	2	33	22	0	57	373
Total Volume	130	381	45	0	556	26	170	50	0	246	105	367	7	0	479	12	164	76	0	252	1533
% App. Total	23.4	68.5	8.1	0		10.6	69.1	20.3	0		21.9	76.6	1.5	0		4.8	65.1	30.2	0		
PHF	.855	.934	.865	.000	.965	.650	.904	.833	.000	.879	.772	.927	.583	.000	.887	.429	.774	.864	.000	.768	.932
Cars	128	371	43	0	542	25	170	50	0	245	104	350	6	0	460	12	161	73	0	246	1493
% Cars	98.5	97.4	95.6	0	97.5	96.2	100	100	0	99.6	99.0	95.4	85.7	0	96.0	100	98.2	96.1	0	97.6	97.4
Heavy Vehicles	2	10	2	0	14	1	0	0	0	1	1	17	1	0	19	0	3	3	0	6	40
% Heavy Vehicles	1.5	2.6	4.4	0	2.5	3.8	0	0	0	0.4	1.0	4.6	14.3	0	4.0	0	1.8	3.9	0	2.4	2.6





PRECISION  
D A T A  
INDUSTRIES, LLC

P.O. Box 301 Berlin, MA 01503  
Office: 508.481.3999 Fax: 508.545.1234  
Email: datarequests@pdillc.com

File Name : 154421 B  
Site Code : TBA  
Start Date : 5/5/2015  
Page No : 1

N/S: Washington Street  
E: Allston Street  
City, State: Brighton, MA  
Client: Howard Stein-Hudson/ M. Littman

Groups Printed- Cars - Heavy Vehicles

Start Time	Washington Street From North			Allston Street From East			Washington Street From South			Int. Total
	Thru	Left	U-Turn	Right	Left	U-Turn	Right	Thru	U-Turn	
07:00 AM	91	1	0	2	11	0	14	62	0	181
07:15 AM	108	5	0	4	10	0	11	81	0	219
07:30 AM	127	4	0	2	17	0	11	87	0	248
07:45 AM	129	5	0	9	18	0	13	89	0	263
Total	455	15	0	17	56	0	49	319	0	911
08:00 AM	115	5	0	6	10	0	9	97	0	242
08:15 AM	107	5	0	5	14	0	6	96	0	233
08:30 AM	121	2	0	4	17	0	10	93	1	248
08:45 AM	118	2	0	7	10	0	13	97	0	247
Total	461	14	0	22	51	0	38	383	1	970
Grand Total	916	29	0	39	107	0	87	702	1	1881
Apprch %	96.9	3.1	0	26.7	73.3	0	11	88.9	0.1	
Total %	48.7	1.5	0	2.1	5.7	0	4.6	37.3	0.1	
Cars	865	27	0	37	104	0	83	657	1	1774
% Cars	94.4	93.1	0	94.9	97.2	0	95.4	93.6	100	94.3
Heavy Vehicles	51	2	0	2	3	0	4	45	0	107
% Heavy Vehicles	5.6	6.9	0	5.1	2.8	0	4.6	6.4	0	5.7

Start Time	Washington Street From North				Allston Street From East				Washington Street From South				Int. Total
	Thru	Left	U-Turn	App. Total	Right	Left	U-Turn	App. Total	Right	Thru	U-Turn	App. Total	
Peak Hour Analysis From 07:00 AM to 08:45 AM - Peak 1 of 1													
Peak Hour for Entire Intersection Begins at 07:30 AM													
07:30 AM	127	4	0	131	2	17	0	19	11	87	0	98	248
07:45 AM	129	5	0	134	9	18	0	27	13	89	0	102	263
08:00 AM	115	5	0	120	6	10	0	16	9	97	0	106	242
08:15 AM	107	5	0	112	5	14	0	19	6	96	0	102	233
Total Volume	478	19	0	497	22	59	0	81	39	369	0	408	986
% App. Total	96.2	3.8	0		27.2	72.8	0		9.6	90.4	0		
PHF	.926	.950	.000	.927	.611	.819	.000	.750	.750	.951	.000	.962	.937
Cars	453	17	0	470	20	59	0	79	38	349	0	387	936
% Cars	94.8	89.5	0	94.6	90.9	100	0	97.5	97.4	94.6	0	94.9	94.9
Heavy Vehicles	25	2	0	27	2	0	0	2	1	20	0	21	50
% Heavy Vehicles	5.2	10.5	0	5.4	9.1	0	0	2.5	2.6	5.4	0	5.1	5.1



PRECISION  
D A T A  
INDUSTRIES, LLC

P.O. Box 301 Berlin, MA 01503  
Office: 508.481.3999 Fax: 508.545.1234  
Email: datarequests@pdillc.com

Groups Printed- Cars

N/S: Washington Street  
E: Allston Street  
City, State: Brighton, MA  
Client: Howard Stein-Hudson/ M. Littman

File Name : 154421 B  
Site Code : TBA  
Start Date : 5/5/2015  
Page No : 1

Start Time	Washington Street From North			Allston Street From East			Washington Street From South			Int. Total
	Thru	Left	U-Turn	Right	Left	U-Turn	Right	Thru	U-Turn	
07:00 AM	89	1	0	2	9	0	11	57	0	169
07:15 AM	100	5	0	4	9	0	11	69	0	198
07:30 AM	119	3	0	2	17	0	11	83	0	235
07:45 AM	122	4	0	9	18	0	12	88	0	253
Total	430	13	0	17	53	0	45	297	0	855
08:00 AM	107	5	0	5	10	0	9	93	0	229
08:15 AM	105	5	0	4	14	0	6	85	0	219
08:30 AM	112	2	0	4	17	0	10	91	1	237
08:45 AM	111	2	0	7	10	0	13	91	0	234
Total	435	14	0	20	51	0	38	360	1	919
Grand Total	865	27	0	37	104	0	83	657	1	1774
Apprch %	97	3	0	26.2	73.8	0	11.2	88.7	0.1	
Total %	48.8	1.5	0	2.1	5.9	0	4.7	37	0.1	

Start Time	Washington Street From North				Allston Street From East				Washington Street From South				Int. Total
	Thru	Left	U-Turn	App. Total	Right	Left	U-Turn	App. Total	Right	Thru	U-Turn	App. Total	
Peak Hour Analysis From 07:00 AM to 08:45 AM - Peak 1 of 1													
Peak Hour for Entire Intersection Begins at 07:45 AM													
07:45 AM	122	4	0	126	9	18	0	27	12	88	0	100	253
08:00 AM	107	5	0	112	5	10	0	15	9	93	0	102	229
08:15 AM	105	5	0	110	4	14	0	18	6	85	0	91	219
08:30 AM	112	2	0	114	4	17	0	21	10	91	1	102	237
Total Volume	446	16	0	462	22	59	0	81	37	357	1	395	938
% App. Total	96.5	3.5	0		27.2	72.8	0		9.4	90.4	0.3		
PHF	.914	.800	.000	.917	.611	.819	.000	.750	.771	.960	.250	.968	.927





PRECISION  
D A T A  
INDUSTRIES, LLC

P.O. Box 301 Berlin, MA 01503  
Office: 508.481.3999 Fax: 508.545.1234  
Email: datarequests@pdillc.com

File Name : 154421 B  
Site Code : TBA  
Start Date : 5/5/2015  
Page No : 1

N/S: Washington Street  
E: Allston Street  
City, State: Brighton, MA  
Client: Howard Stein-Hudson/ M. Littman

**Groups Printed- Heavy Vehicles**

Start Time	Washington Street From North			Allston Street From East			Washington Street From South			Int. Total
	Thru	Left	U-Turn	Right	Left	U-Turn	Right	Thru	U-Turn	
07:00 AM	2	0	0	0	2	0	3	5	0	12
07:15 AM	8	0	0	0	1	0	0	12	0	21
07:30 AM	8	1	0	0	0	0	0	4	0	13
07:45 AM	7	1	0	0	0	0	1	1	0	10
<b>Total</b>	<b>25</b>	<b>2</b>	<b>0</b>	<b>0</b>	<b>3</b>	<b>0</b>	<b>4</b>	<b>22</b>	<b>0</b>	<b>56</b>
08:00 AM	8	0	0	1	0	0	0	4	0	13
08:15 AM	2	0	0	1	0	0	0	11	0	14
08:30 AM	9	0	0	0	0	0	0	2	0	11
08:45 AM	7	0	0	0	0	0	0	6	0	13
<b>Total</b>	<b>26</b>	<b>0</b>	<b>0</b>	<b>2</b>	<b>0</b>	<b>0</b>	<b>0</b>	<b>23</b>	<b>0</b>	<b>51</b>
<b>Grand Total</b>	<b>51</b>	<b>2</b>	<b>0</b>	<b>2</b>	<b>3</b>	<b>0</b>	<b>4</b>	<b>45</b>	<b>0</b>	<b>107</b>
Apprch %	96.2	3.8	0	40	60	0	8.2	91.8	0	
Total %	47.7	1.9	0	1.9	2.8	0	3.7	42.1	0	

Start Time	Washington Street From North				Allston Street From East				Washington Street From South				Int. Total
	Thru	Left	U-Turn	App. Total	Right	Left	U-Turn	App. Total	Right	Thru	U-Turn	App. Total	
Peak Hour Analysis From 07:00 AM to 08:45 AM - Peak 1 of 1													
Peak Hour for Entire Intersection Begins at 07:15 AM													
07:15 AM	8	0	0	8	0	1	0	1	0	12	0	12	21
07:30 AM	8	1	0	9	0	0	0	0	0	4	0	4	13
07:45 AM	7	1	0	8	0	0	0	0	1	1	0	2	10
08:00 AM	8	0	0	8	1	0	0	1	0	4	0	4	13
<b>Total Volume</b>	<b>31</b>	<b>2</b>	<b>0</b>	<b>33</b>	<b>1</b>	<b>1</b>	<b>0</b>	<b>2</b>	<b>1</b>	<b>21</b>	<b>0</b>	<b>22</b>	<b>57</b>
<b>% App. Total</b>	<b>93.9</b>	<b>6.1</b>	<b>0</b>		<b>50</b>	<b>50</b>	<b>0</b>		<b>4.5</b>	<b>95.5</b>	<b>0</b>		
PHF	.969	.500	.000	.917	.250	.250	.000	.500	.250	.438	.000	.458	.679



PRECISION  
D A T A  
INDUSTRIES, LLC

P.O. Box 301 Berlin, MA 01503  
Office: 508.481.3999 Fax: 508.545.1234  
Email: datarequests@pdillc.com

File Name : 154421 B  
Site Code : TBA  
Start Date : 5/5/2015  
Page No : 1

N/S: Washington Street  
E: Allston Street  
City, State: Brighton, MA  
Client: Howard Stein-Hudson/ M. Littman

**Groups Printed- Peds and Bikes**

Start Time	Washington Street From North				Allston Street From East				Washington Street From South				Int. Total
	Thru	Left	Peds EB	Peds WB	Right	Left	Peds SB	Peds NB	Right	Thru	Peds WB	Peds EB	
07:00 AM	4	0	0	0	0	0	6	2	0	4	0	0	16
07:15 AM	3	0	0	0	2	0	4	3	0	1	1	0	14
07:30 AM	9	0	0	0	0	1	15	9	1	4	1	1	41
07:45 AM	3	0	0	0	0	0	7	8	1	4	1	1	25
Total	19	0	0	0	2	1	32	22	2	13	3	2	96
08:00 AM	4	0	1	3	0	0	7	7	1	1	0	0	24
08:15 AM	4	0	0	0	1	0	12	12	0	4	0	0	33
08:30 AM	0	0	0	0	0	0	2	8	1	3	1	3	18
08:45 AM	2	0	0	1	0	3	9	13	1	4	1	0	34
Total	10	0	1	4	1	3	30	40	3	12	2	3	109
Grand Total	29	0	1	4	3	4	62	62	5	25	5	5	205
Apprch %	85.3	0	2.9	11.8	2.3	3.1	47.3	47.3	12.5	62.5	12.5	12.5	
Total %	14.1	0	0.5	2	1.5	2	30.2	30.2	2.4	12.2	2.4	2.4	

Start Time	Washington Street From North					Allston Street From East					Washington Street From South					Int. Total
	Thru	Left	Peds EB	Peds WB	App. Total	Right	Left	Peds SB	Peds NB	App. Total	Right	Thru	Peds WB	Peds EB	App. Total	
Peak Hour Analysis From 07:00 AM to 08:45 AM - Peak 1 of 1																
Peak Hour for Entire Intersection Begins at 07:30 AM																
07:30 AM	9	0	0	0	9	0	1	15	9	25	1	4	1	1	7	41
07:45 AM	3	0	0	0	3	0	0	7	8	15	1	4	1	1	7	25
08:00 AM	4	0	1	3	8	0	0	7	7	14	1	1	0	0	2	24
08:15 AM	4	0	0	0	4	1	0	12	12	25	0	4	0	0	4	33
Total Volume	20	0	1	3	24	1	1	41	36	79	3	13	2	2	20	123
% App. Total	83.3	0	4.2	12.5		1.3	1.3	51.9	45.6		15	65	10	10		
PHF	.556	.000	.250	.250	.667	.250	.250	.683	.750	.790	.750	.813	.500	.500	.714	.750



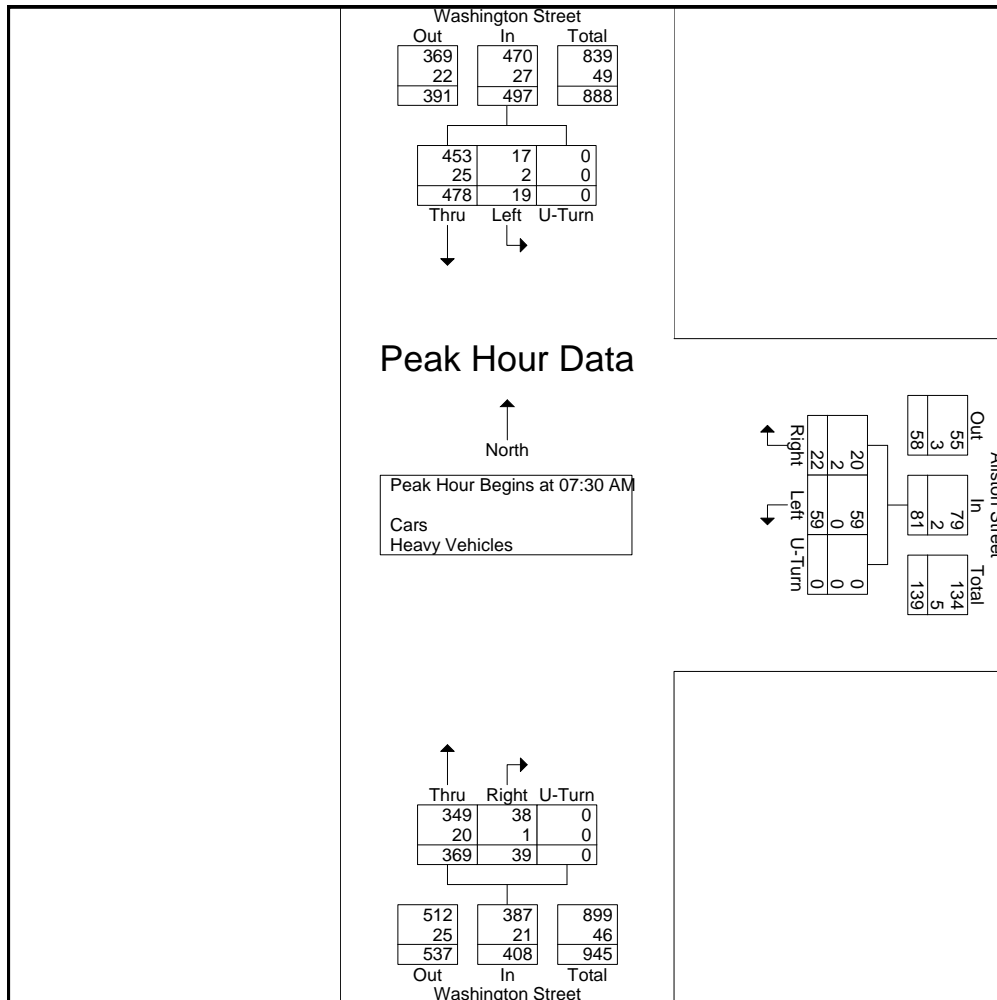
PRECISION  
D A T A  
INDUSTRIES, LLC

P.O. Box 301 Berlin, MA 01503  
Office: 508.481.3999 Fax: 508.545.1234  
Email: datarequests@pdillc.com

N/S: Washington Street  
E: Allston Street  
City, State: Brighton, MA  
Client: Howard Stein-Hudson/ M. Littman

File Name : 154421 B  
Site Code : TBA  
Start Date : 5/5/2015  
Page No : 1

Start Time	Washington Street From North				Allston Street From East				Washington Street From South				Int. Total
	Thru	Left	U-Turn	App. Total	Right	Left	U-Turn	App. Total	Right	Thru	U-Turn	App. Total	
Peak Hour Analysis From 07:00 AM to 08:45 AM - Peak 1 of 1													
Peak Hour for Entire Intersection Begins at 07:30 AM													
07:30 AM	127	4	0	131	2	17	0	19	11	87	0	98	248
07:45 AM	129	5	0	134	9	18	0	27	13	89	0	102	263
08:00 AM	115	5	0	120	6	10	0	16	9	97	0	106	242
08:15 AM	107	5	0	112	5	14	0	19	6	96	0	102	233
Total Volume	478	19	0	497	22	59	0	81	39	369	0	408	986
% App. Total	96.2	3.8	0		27.2	72.8	0		9.6	90.4	0		
PHF	.926	.950	.000	.927	.611	.819	.000	.750	.750	.951	.000	.962	.937
Cars	453	17	0	470	20	59	0	79	38	349	0	387	936
% Cars	94.8	89.5	0	94.6	90.9	100	0	97.5	97.4	94.6	0	94.9	94.9
Heavy Vehicles	25	2	0	27	2	0	0	2	1	20	0	21	50
% Heavy Vehicles	5.2	10.5	0	5.4	9.1	0	0	2.5	2.6	5.4	0	5.1	5.1





PRECISION  
D A T A  
INDUSTRIES, LLC

P.O. Box 301 Berlin, MA 01503  
Office: 508.481.3999 Fax: 508.545.1234  
Email: datarequests@pdillc.com

File Name : 154421 BB  
Site Code : TBA  
Start Date : 5/5/2015  
Page No : 1

N/S: Washington Street  
E: Allston Street  
City, State: Brighton, MA  
Client: Howard Stein-Hudson/ M. Littman

Groups Printed- Cars - Heavy Vehicles

Start Time	Washington Street From North			Allston Street From East			Washington Street From South			Int. Total
	Thru	Left	U-Turn	Right	Left	U-Turn	Right	Thru	U-Turn	
04:00 PM	129	5	0	4	21	0	11	101	0	271
04:15 PM	115	10	0	4	27	0	11	112	0	279
04:30 PM	144	9	0	5	20	0	13	82	0	273
04:45 PM	131	3	0	5	10	0	8	99	0	256
<b>Total</b>	<b>519</b>	<b>27</b>	<b>0</b>	<b>18</b>	<b>78</b>	<b>0</b>	<b>43</b>	<b>394</b>	<b>0</b>	<b>1079</b>
05:00 PM	121	2	0	7	32	0	18	87	0	267
05:15 PM	141	5	0	2	26	0	13	118	0	305
05:30 PM	130	3	0	2	26	0	17	106	0	284
05:45 PM	142	13	0	4	19	0	14	115	0	307
<b>Total</b>	<b>534</b>	<b>23</b>	<b>0</b>	<b>15</b>	<b>103</b>	<b>0</b>	<b>62</b>	<b>426</b>	<b>0</b>	<b>1163</b>
<b>Grand Total</b>	<b>1053</b>	<b>50</b>	<b>0</b>	<b>33</b>	<b>181</b>	<b>0</b>	<b>105</b>	<b>820</b>	<b>0</b>	<b>2242</b>
Apprch %	95.5	4.5	0	15.4	84.6	0	11.4	88.6	0	
Total %	47	2.2	0	1.5	8.1	0	4.7	36.6	0	
Cars	1019	49	0	31	178	0	104	788	0	2169
% Cars	96.8	98	0	93.9	98.3	0	99	96.1	0	96.7
Heavy Vehicles	34	1	0	2	3	0	1	32	0	73
% Heavy Vehicles	3.2	2	0	6.1	1.7	0	1	3.9	0	3.3

Start Time	Washington Street From North				Allston Street From East				Washington Street From South				Int. Total
	Thru	Left	U-Turn	App. Total	Right	Left	U-Turn	App. Total	Right	Thru	U-Turn	App. Total	
Peak Hour Analysis From 04:00 PM to 05:45 PM - Peak 1 of 1													
Peak Hour for Entire Intersection Begins at 05:00 PM													
05:00 PM	121	2	0	123	7	32	0	39	18	87	0	105	267
05:15 PM	141	5	0	146	2	26	0	28	13	118	0	131	305
05:30 PM	130	3	0	133	2	26	0	28	17	106	0	123	284
05:45 PM	142	13	0	155	4	19	0	23	14	115	0	129	307
<b>Total Volume</b>	<b>534</b>	<b>23</b>	<b>0</b>	<b>557</b>	<b>15</b>	<b>103</b>	<b>0</b>	<b>118</b>	<b>62</b>	<b>426</b>	<b>0</b>	<b>488</b>	<b>1163</b>
<b>% App. Total</b>	<b>95.9</b>	<b>4.1</b>	<b>0</b>		<b>12.7</b>	<b>87.3</b>	<b>0</b>		<b>12.7</b>	<b>87.3</b>	<b>0</b>		
PHF	.940	.442	.000	.898	.536	.805	.000	.756	.861	.903	.000	.931	.947
Cars	521	23	0	544	15	103	0	118	61	410	0	471	1133
% Cars	97.6	100	0	97.7	100	100	0	100	98.4	96.2	0	96.5	97.4
Heavy Vehicles	13	0	0	13	0	0	0	0	1	16	0	17	30
% Heavy Vehicles	2.4	0	0	2.3	0	0	0	0	1.6	3.8	0	3.5	2.6



PRECISION  
D A T A  
INDUSTRIES, LLC

P.O. Box 301 Berlin, MA 01503  
Office: 508.481.3999 Fax: 508.545.1234  
Email: datarequests@pdillc.com

File Name : 154421 BB  
Site Code : TBA  
Start Date : 5/5/2015  
Page No : 1

N/S: Washington Street  
E: Allston Street  
City, State: Brighton, MA  
Client: Howard Stein-Hudson/ M. Littman

Groups Printed- Cars

Start Time	Washington Street From North			Allston Street From East			Washington Street From South			Int. Total
	Thru	Left	U-Turn	Right	Left	U-Turn	Right	Thru	U-Turn	
04:00 PM	125	5	0	4	20	0	11	99	0	264
04:15 PM	110	9	0	3	27	0	11	103	0	263
04:30 PM	136	9	0	4	18	0	13	78	0	258
04:45 PM	127	3	0	5	10	0	8	98	0	251
<b>Total</b>	<b>498</b>	<b>26</b>	<b>0</b>	<b>16</b>	<b>75</b>	<b>0</b>	<b>43</b>	<b>378</b>	<b>0</b>	<b>1036</b>
05:00 PM	119	2	0	7	32	0	17	83	0	260
05:15 PM	138	5	0	2	26	0	13	114	0	298
05:30 PM	125	3	0	2	26	0	17	102	0	275
05:45 PM	139	13	0	4	19	0	14	111	0	300
<b>Total</b>	<b>521</b>	<b>23</b>	<b>0</b>	<b>15</b>	<b>103</b>	<b>0</b>	<b>61</b>	<b>410</b>	<b>0</b>	<b>1133</b>
<b>Grand Total</b>	<b>1019</b>	<b>49</b>	<b>0</b>	<b>31</b>	<b>178</b>	<b>0</b>	<b>104</b>	<b>788</b>	<b>0</b>	<b>2169</b>
Apprch %	95.4	4.6	0	14.8	85.2	0	11.7	88.3	0	
Total %	47	2.3	0	1.4	8.2	0	4.8	36.3	0	

Start Time	Washington Street From North				Allston Street From East				Washington Street From South				Int. Total
	Thru	Left	U-Turn	App. Total	Right	Left	U-Turn	App. Total	Right	Thru	U-Turn	App. Total	
Peak Hour Analysis From 04:00 PM to 05:45 PM - Peak 1 of 1													
Peak Hour for Entire Intersection Begins at 05:00 PM													
05:00 PM	119	2	0	121	7	32	0	39	17	83	0	100	260
05:15 PM	138	5	0	143	2	26	0	28	13	114	0	127	298
05:30 PM	125	3	0	128	2	26	0	28	17	102	0	119	275
05:45 PM	139	13	0	152	4	19	0	23	14	111	0	125	300
<b>Total Volume</b>	<b>521</b>	<b>23</b>	<b>0</b>	<b>544</b>	<b>15</b>	<b>103</b>	<b>0</b>	<b>118</b>	<b>61</b>	<b>410</b>	<b>0</b>	<b>471</b>	<b>1133</b>
<b>% App. Total</b>	<b>95.8</b>	<b>4.2</b>	<b>0</b>		<b>12.7</b>	<b>87.3</b>	<b>0</b>		<b>13</b>	<b>87</b>	<b>0</b>		
PHF	.937	.442	.000	.895	.536	.805	.000	.756	.897	.899	.000	.927	.944



PRECISION  
D A T A  
INDUSTRIES, LLC

P.O. Box 301 Berlin, MA 01503  
Office: 508.481.3999 Fax: 508.545.1234  
Email: datarequests@pdillc.com

File Name : 154421 BB  
Site Code : TBA  
Start Date : 5/5/2015  
Page No : 1

N/S: Washington Street  
E: Allston Street  
City, State: Brighton, MA  
Client: Howard Stein-Hudson/ M. Littman

**Groups Printed- Heavy Vehicles**

Start Time	Washington Street From North			Allston Street From East			Washington Street From South			Int. Total
	Thru	Left	U-Turn	Right	Left	U-Turn	Right	Thru	U-Turn	
04:00 PM	4	0	0	0	1	0	0	2	0	7
04:15 PM	5	1	0	1	0	0	0	9	0	16
04:30 PM	8	0	0	1	2	0	0	4	0	15
04:45 PM	4	0	0	0	0	0	0	1	0	5
<b>Total</b>	<b>21</b>	<b>1</b>	<b>0</b>	<b>2</b>	<b>3</b>	<b>0</b>	<b>0</b>	<b>16</b>	<b>0</b>	<b>43</b>
05:00 PM	2	0	0	0	0	0	1	4	0	7
05:15 PM	3	0	0	0	0	0	0	4	0	7
05:30 PM	5	0	0	0	0	0	0	4	0	9
05:45 PM	3	0	0	0	0	0	0	4	0	7
<b>Total</b>	<b>13</b>	<b>0</b>	<b>0</b>	<b>0</b>	<b>0</b>	<b>0</b>	<b>1</b>	<b>16</b>	<b>0</b>	<b>30</b>
<b>Grand Total</b>	<b>34</b>	<b>1</b>	<b>0</b>	<b>2</b>	<b>3</b>	<b>0</b>	<b>1</b>	<b>32</b>	<b>0</b>	<b>73</b>
Apprch %	97.1	2.9	0	40	60	0	3	97	0	
Total %	46.6	1.4	0	2.7	4.1	0	1.4	43.8	0	

Start Time	Washington Street From North				Allston Street From East				Washington Street From South				Int. Total
	Thru	Left	U-Turn	App. Total	Right	Left	U-Turn	App. Total	Right	Thru	U-Turn	App. Total	
Peak Hour Analysis From 04:00 PM to 05:45 PM - Peak 1 of 1													
Peak Hour for Entire Intersection Begins at 04:00 PM													
04:00 PM	4	0	0	4	0	1	0	1	0	2	0	2	7
04:15 PM	5	1	0	6	1	0	0	1	0	9	0	9	16
04:30 PM	8	0	0	8	1	2	0	3	0	4	0	4	15
04:45 PM	4	0	0	4	0	0	0	0	0	1	0	1	5
<b>Total Volume</b>	<b>21</b>	<b>1</b>	<b>0</b>	<b>22</b>	<b>2</b>	<b>3</b>	<b>0</b>	<b>5</b>	<b>0</b>	<b>16</b>	<b>0</b>	<b>16</b>	<b>43</b>
<b>% App. Total</b>	<b>95.5</b>	<b>4.5</b>	<b>0</b>		<b>40</b>	<b>60</b>	<b>0</b>		<b>0</b>	<b>100</b>	<b>0</b>		
PHF	.656	.250	.000	.688	.500	.375	.000	.417	.000	.444	.000	.444	.672



PRECISION  
D A T A  
INDUSTRIES, LLC

P.O. Box 301 Berlin, MA 01503  
Office: 508.481.3999 Fax: 508.545.1234  
Email: datarequests@pdillc.com

File Name : 154421 BB  
Site Code : TBA  
Start Date : 5/5/2015  
Page No : 1

N/S: Washington Street  
E: Allston Street  
City, State: Brighton, MA  
Client: Howard Stein-Hudson/ M. Littman

**Groups Printed- Peds and Bikes**

Start Time	Washington Street From North				Allston Street From East				Washington Street From South				Int. Total
	Thru	Left	Peds EB	Peds WB	Right	Left	Peds SB	Peds NB	Right	Thru	Peds WB	Peds EB	
04:00 PM	0	1	0	0	0	0	18	19	0	2	1	1	42
04:15 PM	3	0	0	0	0	1	13	23	0	0	1	3	44
04:30 PM	3	0	0	0	0	2	15	19	1	2	3	4	49
04:45 PM	3	0	0	1	0	1	6	15	1	2	4	2	35
Total	9	1	0	1	0	4	52	76	2	6	9	10	170
05:00 PM	1	0	0	1	0	0	11	13	1	0	2	0	29
05:15 PM	2	0	1	0	0	0	15	25	1	6	0	2	52
05:30 PM	3	0	0	0	1	0	15	20	0	2	2	2	45
05:45 PM	3	0	0	0	1	0	35	17	1	2	0	1	60
Total	9	0	1	1	2	0	76	75	3	10	4	5	186
Grand Total	18	1	1	2	2	4	128	151	5	16	13	15	356
Apprch %	81.8	4.5	4.5	9.1	0.7	1.4	44.9	53	10.2	32.7	26.5	30.6	
Total %	5.1	0.3	0.3	0.6	0.6	1.1	36	42.4	1.4	4.5	3.7	4.2	

Start Time	Washington Street From North					Allston Street From East					Washington Street From South					Int. Total
	Thru	Left	Peds EB	Peds WB	App. Total	Right	Left	Peds SB	Peds NB	App. Total	Right	Thru	Peds WB	Peds EB	App. Total	
Peak Hour Analysis From 04:00 PM to 05:45 PM - Peak 1 of 1																
Peak Hour for Entire Intersection Begins at 05:00 PM																
05:00 PM	1	0	0	1	2	0	0	11	13	24	1	0	2	0	3	29
05:15 PM	2	0	1	0	3	0	0	15	25	40	1	6	0	2	9	52
05:30 PM	3	0	0	0	3	1	0	15	20	36	0	2	2	2	6	45
05:45 PM	3	0	0	0	3	1	0	35	17	53	1	2	0	1	4	60
Total Volume	9	0	1	1	11	2	0	76	75	153	3	10	4	5	22	186
% App. Total	81.8	0	9.1	9.1		1.3	0	49.7	49		13.6	45.5	18.2	22.7		
PHF	.750	.000	.250	.250	.917	.500	.000	.543	.750	.722	.750	.417	.500	.625	.611	.775



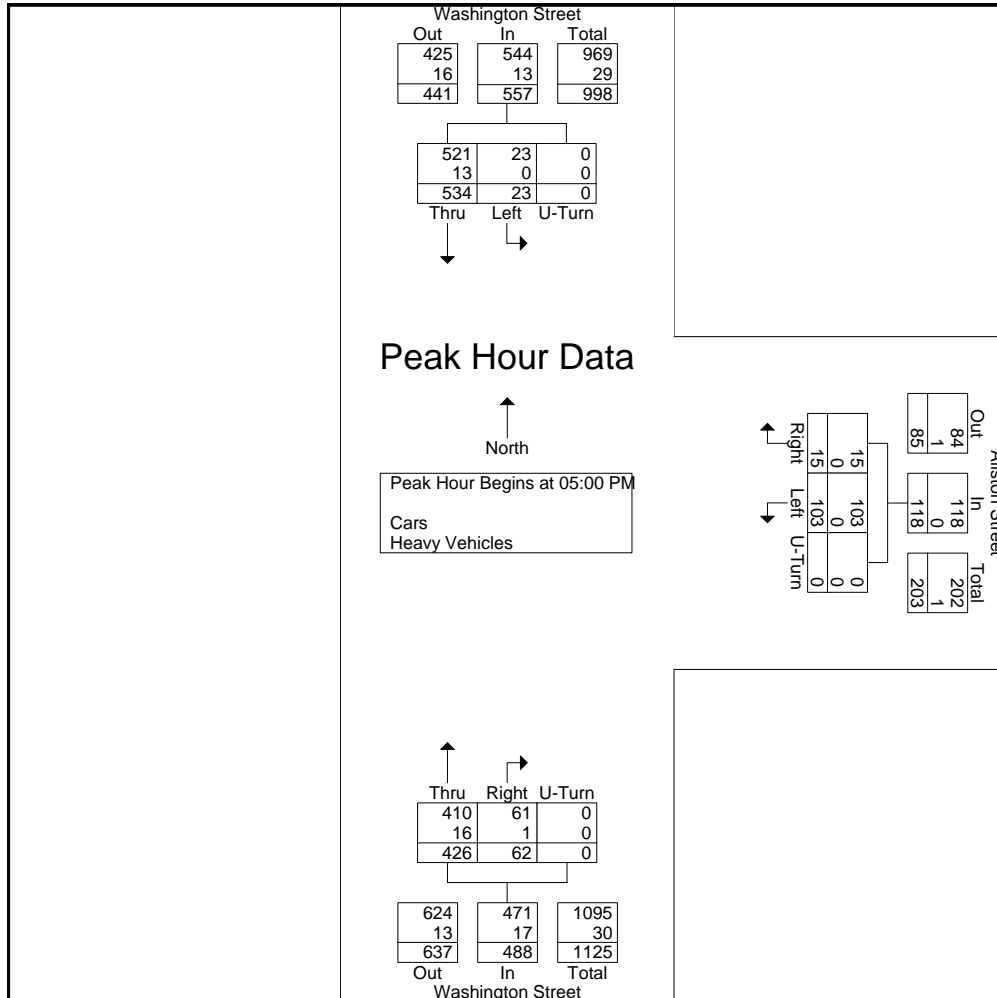
PRECISION  
D A T A  
INDUSTRIES, LLC

P.O. Box 301 Berlin, MA 01503  
Office: 508.481.3999 Fax: 508.545.1234  
Email: datarequests@pdillc.com

N/S: Washington Street  
E: Allston Street  
City, State: Brighton, MA  
Client: Howard Stein-Hudson/ M. Littman

File Name : 154421 BB  
Site Code : TBA  
Start Date : 5/5/2015  
Page No : 1

Start Time	Washington Street From North				Allston Street From East				Washington Street From South				Int. Total
	Thru	Left	U-Turn	App. Total	Right	Left	U-Turn	App. Total	Right	Thru	U-Turn	App. Total	
Peak Hour Analysis From 04:00 PM to 05:45 PM - Peak 1 of 1													
Peak Hour for Entire Intersection Begins at 05:00 PM													
05:00 PM	121	2	0	123	7	32	0	39	18	87	0	105	267
05:15 PM	141	5	0	146	2	26	0	28	13	118	0	131	305
05:30 PM	130	3	0	133	2	26	0	28	17	106	0	123	284
05:45 PM	142	13	0	155	4	19	0	23	14	115	0	129	307
Total Volume	534	23	0	557	15	103	0	118	62	426	0	488	1163
% App. Total	95.9	4.1	0		12.7	87.3	0		12.7	87.3	0		
PHF	.940	.442	.000	.898	.536	.805	.000	.756	.861	.903	.000	.931	.947
Cars	521	23	0	544	15	103	0	118	61	410	0	471	1133
% Cars	97.6	100	0	97.7	100	100	0	100	98.4	96.2	0	96.5	97.4
Heavy Vehicles	13	0	0	13	0	0	0	0	1	16	0	17	30
% Heavy Vehicles	2.4	0	0	2.3	0	0	0	0	1.6	3.8	0	3.5	2.6







PRECISION  
D A T A  
INDUSTRIES, LLC

P.O. Box 301 Berlin, MA 01503  
Office: 508.481.3999 Fax: 508.545.1234  
Email: datarequests@pdillc.com

File Name : 154421 D  
Site Code : TBA  
Start Date : 5/5/2015  
Page No : 1

N/S: Washington Street  
E: Bartlett Crescent  
City, State: Brighton, MA  
Client: Howard Stein-Hudson/ M. Littman

Groups Printed- Cars - Heavy Vehicles

Start Time	Washington Street From North			Bartlett Crescent From East			Washington Street From South			Int. Total
	Thru	Left	U-Turn	Right	Left	U-Turn	Right	Thru	U-Turn	
07:00 AM	74	2	0	0	0	0	0	77	0	153
07:15 AM	100	0	0	1	1	0	1	90	0	193
07:30 AM	107	3	0	0	0	0	3	96	0	209
07:45 AM	96	6	1	1	2	0	6	121	0	233
Total	377	11	1	2	3	0	10	384	0	788
08:00 AM	105	0	0	1	2	0	3	157	0	268
08:15 AM	85	0	0	0	1	0	7	133	0	226
08:30 AM	99	2	0	0	1	0	3	126	0	231
08:45 AM	82	4	0	0	0	0	4	125	0	215
Total	371	6	0	1	4	0	17	541	0	940
Grand Total	748	17	1	3	7	0	27	925	0	1728
Apprch %	97.7	2.2	0.1	30	70	0	2.8	97.2	0	
Total %	43.3	1	0.1	0.2	0.4	0	1.6	53.5	0	
Cars	705	17	1	3	7	0	27	875	0	1635
% Cars	94.3	100	100	100	100	0	100	94.6	0	94.6
Heavy Vehicles	43	0	0	0	0	0	0	50	0	93
% Heavy Vehicles	5.7	0	0	0	0	0	0	5.4	0	5.4

Start Time	Washington Street From North				Bartlett Crescent From East				Washington Street From South				Int. Total
	Thru	Left	U-Turn	App. Total	Right	Left	U-Turn	App. Total	Right	Thru	U-Turn	App. Total	
Peak Hour Analysis From 07:00 AM to 08:45 AM - Peak 1 of 1													
Peak Hour for Entire Intersection Begins at 07:45 AM													
07:45 AM	96	6	1	103	1	2	0	3	6	121	0	127	233
08:00 AM	105	0	0	105	1	2	0	3	3	157	0	160	268
08:15 AM	85	0	0	85	0	1	0	1	7	133	0	140	226
08:30 AM	99	2	0	101	0	1	0	1	3	126	0	129	231
Total Volume	385	8	1	394	2	6	0	8	19	537	0	556	958
% App. Total	97.7	2	0.3		25	75	0		3.4	96.6	0		
PHF	.917	.333	.250	.938	.500	.750	.000	.667	.679	.855	.000	.869	.894
Cars	368	8	1	377	2	6	0	8	19	516	0	535	920
% Cars	95.6	100	100	95.7	100	100	0	100	100	96.1	0	96.2	96.0
Heavy Vehicles	17	0	0	17	0	0	0	0	0	21	0	21	38
% Heavy Vehicles	4.4	0	0	4.3	0	0	0	0	0	3.9	0	3.8	4.0



PRECISION  
D A T A  
INDUSTRIES, LLC

P.O. Box 301 Berlin, MA 01503  
Office: 508.481.3999 Fax: 508.545.1234  
Email: datarequests@pdillc.com

File Name : 154421 D  
Site Code : TBA  
Start Date : 5/5/2015  
Page No : 1

N/S: Washington Street  
E: Bartlett Crescent  
City, State: Brighton, MA  
Client: Howard Stein-Hudson/ M. Littman

Groups Printed- Cars

Start Time	Washington Street From North			Bartlett Crescent From East			Washington Street From South			Int. Total
	Thru	Left	U-Turn	Right	Left	U-Turn	Right	Thru	U-Turn	
07:00 AM	70	2	0	0	0	0	0	69	0	141
07:15 AM	90	0	0	1	1	0	1	82	0	175
07:30 AM	100	3	0	0	0	0	3	90	0	196
07:45 AM	89	6	1	1	2	0	6	120	0	225
Total	349	11	1	2	3	0	10	361	0	737
08:00 AM	101	0	0	1	2	0	3	148	0	255
08:15 AM	84	0	0	0	1	0	7	124	0	216
08:30 AM	94	2	0	0	1	0	3	124	0	224
08:45 AM	77	4	0	0	0	0	4	118	0	203
Total	356	6	0	1	4	0	17	514	0	898
Grand Total	705	17	1	3	7	0	27	875	0	1635
Apprch %	97.5	2.4	0.1	30	70	0	3	97	0	
Total %	43.1	1	0.1	0.2	0.4	0	1.7	53.5	0	

Start Time	Washington Street From North				Bartlett Crescent From East				Washington Street From South				Int. Total
	Thru	Left	U-Turn	App. Total	Right	Left	U-Turn	App. Total	Right	Thru	U-Turn	App. Total	
Peak Hour Analysis From 07:00 AM to 08:45 AM - Peak 1 of 1													
Peak Hour for Entire Intersection Begins at 07:45 AM													
07:45 AM	89	6	1	96	1	2	0	3	6	120	0	126	225
08:00 AM	101	0	0	101	1	2	0	3	3	148	0	151	255
08:15 AM	84	0	0	84	0	1	0	1	7	124	0	131	216
08:30 AM	94	2	0	96	0	1	0	1	3	124	0	127	224
Total Volume	368	8	1	377	2	6	0	8	19	516	0	535	920
% App. Total	97.6	2.1	0.3		25	75	0		3.6	96.4	0		
PHF	.911	.333	.250	.933	.500	.750	.000	.667	.679	.872	.000	.886	.902



PRECISION  
D A T A  
INDUSTRIES, LLC

P.O. Box 301 Berlin, MA 01503  
Office: 508.481.3999 Fax: 508.545.1234  
Email: datarequests@pdillc.com

File Name : 154421 D  
Site Code : TBA  
Start Date : 5/5/2015  
Page No : 1

N/S: Washington Street  
E: Bartlett Crescent  
City, State: Brighton, MA  
Client: Howard Stein-Hudson/ M. Littman

**Groups Printed- Heavy Vehicles**

Start Time	Washington Street From North			Bartlett Crescent From East			Washington Street From South			Int. Total
	Thru	Left	U-Turn	Right	Left	U-Turn	Right	Thru	U-Turn	
07:00 AM	4	0	0	0	0	0	0	8	0	12
07:15 AM	10	0	0	0	0	0	0	8	0	18
07:30 AM	7	0	0	0	0	0	0	6	0	13
07:45 AM	7	0	0	0	0	0	0	1	0	8
<b>Total</b>	<b>28</b>	<b>0</b>	<b>0</b>	<b>0</b>	<b>0</b>	<b>0</b>	<b>0</b>	<b>23</b>	<b>0</b>	<b>51</b>
08:00 AM	4	0	0	0	0	0	0	9	0	13
08:15 AM	1	0	0	0	0	0	0	9	0	10
08:30 AM	5	0	0	0	0	0	0	2	0	7
08:45 AM	5	0	0	0	0	0	0	7	0	12
<b>Total</b>	<b>15</b>	<b>0</b>	<b>0</b>	<b>0</b>	<b>0</b>	<b>0</b>	<b>0</b>	<b>27</b>	<b>0</b>	<b>42</b>
<b>Grand Total</b>	<b>43</b>	<b>0</b>	<b>0</b>	<b>0</b>	<b>0</b>	<b>0</b>	<b>0</b>	<b>50</b>	<b>0</b>	<b>93</b>
Apprch %	100	0	0	0	0	0	0	100	0	
Total %	46.2	0	0	0	0	0	0	53.8	0	

Start Time	Washington Street From North				Bartlett Crescent From East				Washington Street From South				Int. Total
	Thru	Left	U-Turn	App. Total	Right	Left	U-Turn	App. Total	Right	Thru	U-Turn	App. Total	
Peak Hour Analysis From 07:00 AM to 08:45 AM - Peak 1 of 1													
Peak Hour for Entire Intersection Begins at 07:15 AM													
07:15 AM	10	0	0	10	0	0	0	0	0	8	0	8	18
07:30 AM	7	0	0	7	0	0	0	0	0	6	0	6	13
07:45 AM	7	0	0	7	0	0	0	0	0	1	0	1	8
08:00 AM	4	0	0	4	0	0	0	0	0	9	0	9	13
<b>Total Volume</b>	<b>28</b>	<b>0</b>	<b>0</b>	<b>28</b>	<b>0</b>	<b>0</b>	<b>0</b>	<b>0</b>	<b>0</b>	<b>24</b>	<b>0</b>	<b>24</b>	<b>52</b>
<b>% App. Total</b>	<b>100</b>	<b>0</b>	<b>0</b>	<b>100</b>	<b>0</b>	<b>0</b>	<b>0</b>	<b>0</b>	<b>0</b>	<b>100</b>	<b>0</b>	<b>100</b>	
PHF	.700	.000	.000	.700	.000	.000	.000	.000	.000	.667	.000	.667	.722



PRECISION  
D A T A  
INDUSTRIES, LLC

P.O. Box 301 Berlin, MA 01503  
Office: 508.481.3999 Fax: 508.545.1234  
Email: datarequests@pdillc.com

File Name : 154421 D  
Site Code : TBA  
Start Date : 5/5/2015  
Page No : 1

N/S: Washington Street  
E: Bartlett Crescent  
City, State: Brighton, MA  
Client: Howard Stein-Hudson/ M. Littman

**Groups Printed- Peds and Bikes**

Start Time	Washington Street From North				Bartlett Crescent From East				Washington Street From South				Int. Total
	Thru	Left	Peds EB	Peds WB	Right	Left	Peds SB	Peds NB	Right	Thru	Peds WB	Peds EB	
07:00 AM	3	0	0	0	0	0	8	1	0	4	1	0	17
07:15 AM	2	0	0	0	0	0	4	4	0	2	1	0	13
07:30 AM	8	0	0	0	0	0	5	2	0	3	0	0	18
07:45 AM	5	0	0	0	0	0	5	4	0	5	0	0	19
Total	18	0	0	0	0	0	22	11	0	14	2	0	67
08:00 AM	4	0	1	0	0	0	7	1	0	4	1	2	20
08:15 AM	2	0	0	0	0	0	16	2	0	3	0	0	23
08:30 AM	3	0	0	0	0	0	6	2	0	3	1	0	15
08:45 AM	4	0	0	0	0	0	7	5	0	4	0	0	20
Total	13	0	1	0	0	0	36	10	0	14	2	2	78
Grand Total	31	0	1	0	0	0	58	21	0	28	4	2	145
Apprch %	96.9	0	3.1	0	0	0	73.4	26.6	0	82.4	11.8	5.9	
Total %	21.4	0	0.7	0	0	0	40	14.5	0	19.3	2.8	1.4	

Start Time	Washington Street From North					Bartlett Crescent From East					Washington Street From South					Int. Total
	Thru	Left	Peds EB	Peds WB	App. Total	Right	Left	Peds SB	Peds NB	App. Total	Right	Thru	Peds WB	Peds EB	App. Total	
Peak Hour Analysis From 07:00 AM to 08:45 AM - Peak 1 of 1																
Peak Hour for Entire Intersection Begins at 07:30 AM																
07:30 AM	8	0	0	0	8	0	0	5	2	7	0	3	0	0	3	18
07:45 AM	5	0	0	0	5	0	0	5	4	9	0	5	0	0	5	19
08:00 AM	4	0	1	0	5	0	0	7	1	8	0	4	1	2	7	20
08:15 AM	2	0	0	0	2	0	0	16	2	18	0	3	0	0	3	23
Total Volume	19	0	1	0	20	0	0	33	9	42	0	15	1	2	18	80
% App. Total	95	0	5	0		0	0	78.6	21.4		0	83.3	5.6	11.1		
PHF	.594	.000	.250	.000	.625	.000	.000	.516	.563	.583	.000	.750	.250	.250	.643	.870



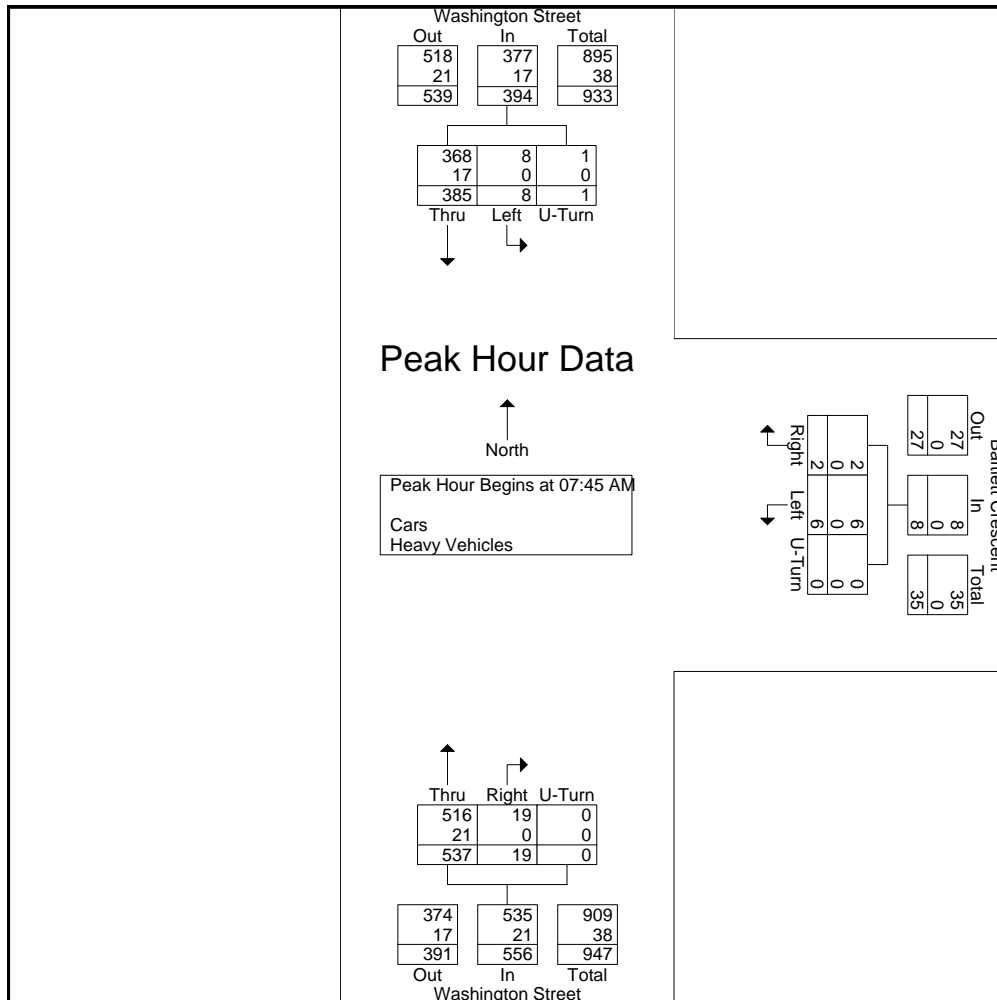
PRECISION  
D A T A  
INDUSTRIES, LLC

P.O. Box 301 Berlin, MA 01503  
Office: 508.481.3999 Fax: 508.545.1234  
Email: datarequests@pdillc.com

N/S: Washington Street  
E: Bartlett Crescent  
City, State: Brighton, MA  
Client: Howard Stein-Hudson/ M. Littman

File Name : 154421 D  
Site Code : TBA  
Start Date : 5/5/2015  
Page No : 1

Start Time	Washington Street From North				Bartlett Crescent From East				Washington Street From South				Int. Total
	Thru	Left	U-Turn	App. Total	Right	Left	U-Turn	App. Total	Right	Thru	U-Turn	App. Total	
Peak Hour Analysis From 07:00 AM to 08:45 AM - Peak 1 of 1													
Peak Hour for Entire Intersection Begins at 07:45 AM													
07:45 AM	96	6	1	103	1	2	0	3	6	121	0	127	233
08:00 AM	105	0	0	105	1	2	0	3	3	157	0	160	268
08:15 AM	85	0	0	85	0	1	0	1	7	133	0	140	226
08:30 AM	99	2	0	101	0	1	0	1	3	126	0	129	231
Total Volume	385	8	1	394	2	6	0	8	19	537	0	556	958
% App. Total	97.7	2	0.3		25	75	0		3.4	96.6	0		
PHF	.917	.333	.250	.938	.500	.750	.000	.667	.679	.855	.000	.869	.894
Cars	368	8	1	377	2	6	0	8	19	516	0	535	920
% Cars	95.6	100	100	95.7	100	100	0	100	100	96.1	0	96.2	96.0
Heavy Vehicles	17	0	0	17	0	0	0	0	0	21	0	21	38
% Heavy Vehicles	4.4	0	0	4.3	0	0	0	0	0	3.9	0	3.8	4.0





PRECISION  
D A T A  
INDUSTRIES, LLC

P.O. Box 301 Berlin, MA 01503  
Office: 508.481.3999 Fax: 508.545.1234  
Email: datarequests@pdillc.com

File Name : 154421 DD  
Site Code : TBA  
Start Date : 5/5/2015  
Page No : 1

N/S: Washington Street  
E: Bartlett Crescent  
City, State: Brighton, MA  
Client: Howard Stein-Hudson/ M. Littman

Groups Printed- Cars - Heavy Vehicles

Start Time	Washington Street From North			Bartlett Crescent From East			Washington Street From South			Int. Total
	Thru	Left	U-Turn	Right	Left	U-Turn	Right	Thru	U-Turn	
04:00 PM	136	2	0	1	0	0	4	125	0	268
04:15 PM	135	2	0	2	0	0	2	129	0	270
04:30 PM	120	3	1	1	0	0	4	99	0	228
04:45 PM	103	1	1	1	0	0	10	109	1	226
<b>Total</b>	<b>494</b>	<b>8</b>	<b>2</b>	<b>5</b>	<b>0</b>	<b>0</b>	<b>20</b>	<b>462</b>	<b>1</b>	<b>992</b>
05:00 PM	115	0	0	2	3	0	6	120	0	246
05:15 PM	109	1	0	0	2	0	5	112	0	229
05:30 PM	97	2	0	0	1	0	5	128	0	233
05:45 PM	122	0	0	0	2	0	5	121	0	250
<b>Total</b>	<b>443</b>	<b>3</b>	<b>0</b>	<b>2</b>	<b>8</b>	<b>0</b>	<b>21</b>	<b>481</b>	<b>0</b>	<b>958</b>
<b>Grand Total</b>	<b>937</b>	<b>11</b>	<b>2</b>	<b>7</b>	<b>8</b>	<b>0</b>	<b>41</b>	<b>943</b>	<b>1</b>	<b>1950</b>
Apprch %	98.6	1.2	0.2	46.7	53.3	0	4.2	95.7	0.1	
Total %	48.1	0.6	0.1	0.4	0.4	0	2.1	48.4	0.1	
Cars	907	11	2	7	8	0	40	908	1	1884
% Cars	96.8	100	100	100	100	0	97.6	96.3	100	96.6
Heavy Vehicles	30	0	0	0	0	0	1	35	0	66
% Heavy Vehicles	3.2	0	0	0	0	0	2.4	3.7	0	3.4

Start Time	Washington Street From North				Bartlett Crescent From East				Washington Street From South				Int. Total
	Thru	Left	U-Turn	App. Total	Right	Left	U-Turn	App. Total	Right	Thru	U-Turn	App. Total	
Peak Hour Analysis From 04:00 PM to 05:45 PM - Peak 1 of 1													
Peak Hour for Entire Intersection Begins at 04:00 PM													
04:00 PM	136	2	0	138	1	0	0	1	4	125	0	129	268
04:15 PM	135	2	0	137	2	0	0	2	2	129	0	131	270
04:30 PM	120	3	1	124	1	0	0	1	4	99	0	103	228
04:45 PM	103	1	1	105	1	0	0	1	10	109	1	120	226
<b>Total Volume</b>	<b>494</b>	<b>8</b>	<b>2</b>	<b>504</b>	<b>5</b>	<b>0</b>	<b>0</b>	<b>5</b>	<b>20</b>	<b>462</b>	<b>1</b>	<b>483</b>	<b>992</b>
<b>% App. Total</b>	<b>98</b>	<b>1.6</b>	<b>0.4</b>	<b>.913</b>	<b>100</b>	<b>0</b>	<b>0</b>	<b>.625</b>	<b>4.1</b>	<b>95.7</b>	<b>0.2</b>	<b>.922</b>	<b>.919</b>
PHF	.908	.667	.500	.913	.625	.000	.000	.625	.500	.895	.250	.922	.919
Cars	473	8	2	483	5	0	0	5	19	445	1	465	953
% Cars	95.7	100	100	95.8	100	0	0	100	95.0	96.3	100	96.3	96.1
Heavy Vehicles	21	0	0	21	0	0	0	0	1	17	0	18	39
% Heavy Vehicles	4.3	0	0	4.2	0	0	0	0	5.0	3.7	0	3.7	3.9



PRECISION  
D A T A  
INDUSTRIES, LLC

P.O. Box 301 Berlin, MA 01503  
Office: 508.481.3999 Fax: 508.545.1234  
Email: datarequests@pdillc.com

File Name : 154421 DD  
Site Code : TBA  
Start Date : 5/5/2015  
Page No : 1

N/S: Washington Street  
E: Bartlett Crescent  
City, State: Brighton, MA  
Client: Howard Stein-Hudson/ M. Littman

Groups Printed- Cars

Start Time	Washington Street From North			Bartlett Crescent From East			Washington Street From South			Int. Total
	Thru	Left	U-Turn	Right	Left	U-Turn	Right	Thru	U-Turn	
04:00 PM	130	2	0	1	0	0	3	121	0	257
04:15 PM	132	2	0	2	0	0	2	121	0	259
04:30 PM	113	3	1	1	0	0	4	96	0	218
04:45 PM	98	1	1	1	0	0	10	107	1	219
<b>Total</b>	<b>473</b>	<b>8</b>	<b>2</b>	<b>5</b>	<b>0</b>	<b>0</b>	<b>19</b>	<b>445</b>	<b>1</b>	<b>953</b>
05:00 PM	113	0	0	2	3	0	6	115	0	239
05:15 PM	108	1	0	0	2	0	5	109	0	225
05:30 PM	92	2	0	0	1	0	5	122	0	222
05:45 PM	121	0	0	0	2	0	5	117	0	245
<b>Total</b>	<b>434</b>	<b>3</b>	<b>0</b>	<b>2</b>	<b>8</b>	<b>0</b>	<b>21</b>	<b>463</b>	<b>0</b>	<b>931</b>
<b>Grand Total</b>	<b>907</b>	<b>11</b>	<b>2</b>	<b>7</b>	<b>8</b>	<b>0</b>	<b>40</b>	<b>908</b>	<b>1</b>	<b>1884</b>
Apprch %	98.6	1.2	0.2	46.7	53.3	0	4.2	95.7	0.1	
Total %	48.1	0.6	0.1	0.4	0.4	0	2.1	48.2	0.1	

Start Time	Washington Street From North				Bartlett Crescent From East				Washington Street From South				Int. Total
	Thru	Left	U-Turn	App. Total	Right	Left	U-Turn	App. Total	Right	Thru	U-Turn	App. Total	
04:00 PM	130	2	0	132	1	0	0	1	3	121	0	124	257
04:15 PM	132	2	0	134	2	0	0	2	2	121	0	123	259
04:30 PM	113	3	1	117	1	0	0	1	4	96	0	100	218
04:45 PM	98	1	1	100	1	0	0	1	10	107	1	118	219
<b>Total Volume</b>	<b>473</b>	<b>8</b>	<b>2</b>	<b>483</b>	<b>5</b>	<b>0</b>	<b>0</b>	<b>5</b>	<b>19</b>	<b>445</b>	<b>1</b>	<b>465</b>	<b>953</b>
<b>% App. Total</b>	<b>97.9</b>	<b>1.7</b>	<b>0.4</b>		<b>100</b>	<b>0</b>	<b>0</b>		<b>4.1</b>	<b>95.7</b>	<b>0.2</b>		
PHF	.896	.667	.500	.901	.625	.000	.000	.625	.475	.919	.250	.938	.920

Peak Hour Analysis From 04:00 PM to 05:45 PM - Peak 1 of 1

Peak Hour for Entire Intersection Begins at 04:00 PM



PRECISION  
D A T A  
INDUSTRIES, LLC

P.O. Box 301 Berlin, MA 01503  
Office: 508.481.3999 Fax: 508.545.1234  
Email: datarequests@pdillc.com

File Name : 154421 DD  
Site Code : TBA  
Start Date : 5/5/2015  
Page No : 1

N/S: Washington Street  
E: Bartlett Crescent  
City, State: Brighton, MA  
Client: Howard Stein-Hudson/ M. Littman

**Groups Printed- Heavy Vehicles**

Start Time	Washington Street From North			Bartlett Crescent From East			Washington Street From South			Int. Total
	Thru	Left	U-Turn	Right	Left	U-Turn	Right	Thru	U-Turn	
04:00 PM	6	0	0	0	0	0	1	4	0	11
04:15 PM	3	0	0	0	0	0	0	8	0	11
04:30 PM	7	0	0	0	0	0	0	3	0	10
04:45 PM	5	0	0	0	0	0	0	2	0	7
<b>Total</b>	<b>21</b>	<b>0</b>	<b>0</b>	<b>0</b>	<b>0</b>	<b>0</b>	<b>1</b>	<b>17</b>	<b>0</b>	<b>39</b>
05:00 PM	2	0	0	0	0	0	0	5	0	7
05:15 PM	1	0	0	0	0	0	0	3	0	4
05:30 PM	5	0	0	0	0	0	0	6	0	11
05:45 PM	1	0	0	0	0	0	0	4	0	5
<b>Total</b>	<b>9</b>	<b>0</b>	<b>0</b>	<b>0</b>	<b>0</b>	<b>0</b>	<b>0</b>	<b>18</b>	<b>0</b>	<b>27</b>
<b>Grand Total</b>	<b>30</b>	<b>0</b>	<b>0</b>	<b>0</b>	<b>0</b>	<b>0</b>	<b>1</b>	<b>35</b>	<b>0</b>	<b>66</b>
Apprch %	100	0	0	0	0	0	2.8	97.2	0	
Total %	45.5	0	0	0	0	0	1.5	53	0	

Start Time	Washington Street From North				Bartlett Crescent From East				Washington Street From South				Int. Total
	Thru	Left	U-Turn	App. Total	Right	Left	U-Turn	App. Total	Right	Thru	U-Turn	App. Total	
Peak Hour Analysis From 04:00 PM to 05:45 PM - Peak 1 of 1													
Peak Hour for Entire Intersection Begins at 04:00 PM													
04:00 PM	6	0	0	6	0	0	0	0	1	4	0	5	11
04:15 PM	3	0	0	3	0	0	0	0	0	8	0	8	11
04:30 PM	7	0	0	7	0	0	0	0	0	3	0	3	10
04:45 PM	5	0	0	5	0	0	0	0	0	2	0	2	7
<b>Total Volume</b>	<b>21</b>	<b>0</b>	<b>0</b>	<b>21</b>	<b>0</b>	<b>0</b>	<b>0</b>	<b>0</b>	<b>1</b>	<b>17</b>	<b>0</b>	<b>18</b>	<b>39</b>
<b>% App. Total</b>	<b>100</b>	<b>0</b>	<b>0</b>	<b>100</b>	<b>0</b>	<b>0</b>	<b>0</b>	<b>0</b>	<b>5.6</b>	<b>94.4</b>	<b>0</b>	<b>100</b>	<b>100</b>
PHF	.750	.000	.000	.750	.000	.000	.000	.000	.250	.531	.000	.563	.886





PRECISION  
D A T A  
INDUSTRIES, LLC

P.O. Box 301 Berlin, MA 01503  
Office: 508.481.3999 Fax: 508.545.1234  
Email: datarequests@pdillc.com

File Name : 154421 DD  
Site Code : TBA  
Start Date : 5/5/2015  
Page No : 1

N/S: Washington Street  
E: Bartlett Crescent  
City, State: Brighton, MA  
Client: Howard Stein-Hudson/ M. Littman

**Groups Printed- Peds and Bikes**

Start Time	Washington Street From North				Bartlett Crescent From East				Washington Street From South				Int. Total
	Thru	Left	Peds EB	Peds WB	Right	Left	Peds SB	Peds NB	Right	Thru	Peds WB	Peds EB	
04:00 PM	0	0	0	0	0	0	3	3	0	1	0	0	7
04:15 PM	4	0	0	0	0	0	11	7	0	0	0	0	22
04:30 PM	4	0	0	0	0	0	8	7	0	3	0	0	22
04:45 PM	3	0	0	0	0	0	3	16	0	5	0	0	27
Total	11	0	0	0	0	0	25	33	0	9	0	0	78
05:00 PM	2	0	0	0	0	0	8	7	0	1	0	0	18
05:15 PM	1	0	0	0	1	0	4	17	0	5	0	0	28
05:30 PM	2	0	0	0	0	0	9	9	0	4	0	0	24
05:45 PM	2	0	0	0	0	0	10	10	0	4	0	0	26
Total	7	0	0	0	1	0	31	43	0	14	0	0	96
Grand Total	18	0	0	0	1	0	56	76	0	23	0	0	174
Apprch %	100	0	0	0	0.8	0	42.1	57.1	0	100	0	0	
Total %	10.3	0	0	0	0.6	0	32.2	43.7	0	13.2	0	0	

Start Time	Washington Street From North					Bartlett Crescent From East					Washington Street From South					Int. Total
	Thru	Left	Peds EB	Peds WB	App. Total	Right	Left	Peds SB	Peds NB	App. Total	Right	Thru	Peds WB	Peds EB	App. Total	
Peak Hour Analysis From 04:00 PM to 05:45 PM - Peak 1 of 1																
Peak Hour for Entire Intersection Begins at 04:45 PM																
04:45 PM	3	0	0	0	3	0	0	3	16	19	0	5	0	0	5	27
05:00 PM	2	0	0	0	2	0	0	8	7	15	0	1	0	0	1	18
05:15 PM	1	0	0	0	1	1	0	4	17	22	0	5	0	0	5	28
05:30 PM	2	0	0	0	2	0	0	9	9	18	0	4	0	0	4	24
Total Volume	8	0	0	0	8	1	0	24	49	74	0	15	0	0	15	97
% App. Total	100	0	0	0		1.4	0	32.4	66.2		0	100	0	0		
PHF	.667	.000	.000	.000	.667	.250	.000	.667	.721	.841	.000	.750	.000	.000	.750	.866



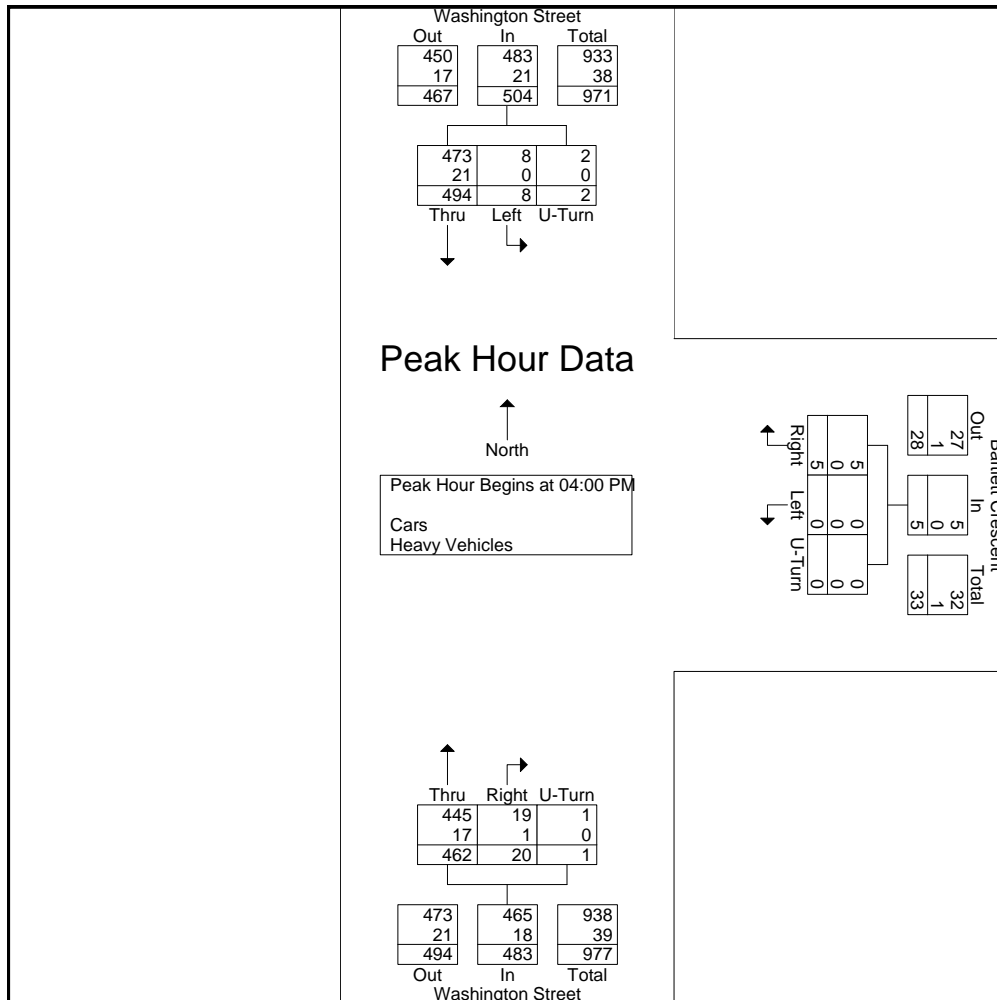
PRECISION  
D A T A  
INDUSTRIES, LLC

P.O. Box 301 Berlin, MA 01503  
Office: 508.481.3999 Fax: 508.545.1234  
Email: datarequests@pdillc.com

N/S: Washington Street  
E: Bartlett Crescent  
City, State: Brighton, MA  
Client: Howard Stein-Hudson/ M. Littman

File Name : 154421 DD  
Site Code : TBA  
Start Date : 5/5/2015  
Page No : 1

Start Time	Washington Street From North				Bartlett Crescent From East				Washington Street From South				Int. Total
	Thru	Left	U-Turn	App. Total	Right	Left	U-Turn	App. Total	Right	Thru	U-Turn	App. Total	
Peak Hour Analysis From 04:00 PM to 05:45 PM - Peak 1 of 1													
Peak Hour for Entire Intersection Begins at 04:00 PM													
04:00 PM	136	2	0	138	1	0	0	1	4	125	0	129	268
04:15 PM	135	2	0	137	2	0	0	2	2	129	0	131	270
04:30 PM	120	3	1	124	1	0	0	1	4	99	0	103	228
04:45 PM	103	1	1	105	1	0	0	1	10	109	1	120	226
Total Volume	494	8	2	504	5	0	0	5	20	462	1	483	992
% App. Total	98	1.6	0.4		100	0	0		4.1	95.7	0.2		
PHF	.908	.667	.500	.913	.625	.000	.000	.625	.500	.895	.250	.922	.919
Cars	473	8	2	483	5	0	0	5	19	445	1	465	953
% Cars	95.7	100	100	95.8	100	0	0	100	95.0	96.3	100	96.3	96.1
Heavy Vehicles	21	0	0	21	0	0	0	0	1	17	0	18	39
% Heavy Vehicles	4.3	0	0	4.2	0	0	0	0	5.0	3.7	0	3.7	3.9





PRECISION  
D A T A  
INDUSTRIES, LLC

P.O. Box 301 Berlin, MA 01503  
Office: 508.481.3999 Fax: 508.545.1234  
Email: datarequests@pdillc.com

N/S: Summit Avenue  
E/W: Corey Road  
City, State: Brighton, MA  
Client: Howard Stein-Hudson/ M. Littman

File Name : 154421 E  
Site Code : TBA  
Start Date : 5/5/2015  
Page No : 1

Groups Printed- Cars - Heavy Vehicles

Start Time	Summit Avenue From North				Corey Road From East				Summit Avenue From South				Corey Road From West				Int. Total
	Right	Thru	Left	U-Turn	Right	Thru	Left	U-Turn	Right	Thru	Left	U-Turn	Right	Thru	Left	U-Turn	
07:00 AM	15	5	2	0	1	28	3	0	6	3	3	0	3	46	10	0	125
07:15 AM	16	10	5	0	2	14	0	0	2	1	4	0	5	36	12	0	107
07:30 AM	11	6	4	0	2	32	0	0	1	14	7	0	13	66	6	0	162
07:45 AM	8	9	1	0	5	49	0	0	4	12	18	0	13	78	17	0	214
Total	50	30	12	0	10	123	3	0	13	30	32	0	34	226	45	0	608
08:00 AM	11	9	7	0	1	20	2	0	8	7	10	0	23	81	31	0	210
08:15 AM	9	11	3	0	4	31	3	0	3	11	5	0	10	76	34	0	200
08:30 AM	11	11	4	0	1	18	2	0	6	12	6	0	5	78	27	0	181
08:45 AM	12	7	4	0	3	17	2	0	3	9	2	0	8	88	25	0	180
Total	43	38	18	0	9	86	9	0	20	39	23	0	46	323	117	0	771
Grand Total	93	68	30	0	19	209	12	0	33	69	55	0	80	549	162	0	1379
Apprch %	48.7	35.6	15.7	0	7.9	87.1	5	0	21	43.9	35	0	10.1	69.4	20.5	0	
Total %	6.7	4.9	2.2	0	1.4	15.2	0.9	0	2.4	5	4	0	5.8	39.8	11.7	0	
Cars	90	65	30	0	19	207	11	0	33	69	55	0	76	544	161	0	1360
% Cars	96.8	95.6	100	0	100	99	91.7	0	100	100	100	0	95	99.1	99.4	0	98.6
Heavy Vehicles	3	3	0	0	0	2	1	0	0	0	0	0	4	5	1	0	19
% Heavy Vehicles	3.2	4.4	0	0	0	1	8.3	0	0	0	0	0	5	0.9	0.6	0	1.4

Start Time	Summit Avenue From North					Corey Road From East					Summit Avenue From South					Corey Road From West					Int. Total
	Right	Thru	Left	U-Turn	App. Total	Right	Thru	Left	U-Turn	App. Total	Right	Thru	Left	U-Turn	App. Total	Right	Thru	Left	U-Turn	App. Total	
Peak Hour Analysis From 07:00 AM to 08:45 AM - Peak 1 of 1																					
Peak Hour for Entire Intersection Begins at 07:45 AM																					
07:45 AM	8	9	1	0	18	5	49	0	0	54	4	12	18	0	34	13	78	17	0	108	214
08:00 AM	11	9	7	0	27	1	20	2	0	23	8	7	10	0	25	23	81	31	0	135	210
08:15 AM	9	11	3	0	23	4	31	3	0	38	3	11	5	0	19	10	76	34	0	120	200
08:30 AM	11	11	4	0	26	1	18	2	0	21	6	12	6	0	24	5	78	27	0	110	181
Total Volume	39	40	15	0	94	11	118	7	0	136	21	42	39	0	102	51	313	109	0	473	805
% App. Total	41.5	42.6	16	0		8.1	86.8	5.1	0		20.6	41.2	38.2	0		10.8	66.2	23	0		
PHF	.886	.909	.536	.000	.870	.550	.602	.583	.000	.630	.656	.875	.542	.000	.750	.554	.966	.801	.000	.876	.940
Cars	39	39	15	0	93	11	117	6	0	134	21	42	39	0	102	49	311	109	0	469	798
% Cars	100	97.5	100	0	98.9	100	99.2	85.7	0	98.5	100	100	100	0	100	96.1	99.4	100	0	99.2	99.1
Heavy Vehicles	0	1	0	0	1	0	1	1	0	2	0	0	0	0	0	2	2	0	0	4	7
% Heavy Vehicles	0	2.5	0	0	1.1	0	0.8	14.3	0	1.5	0	0	0	0	0	3.9	0.6	0	0	0.8	0.9



PRECISION  
D A T A  
INDUSTRIES, LLC

P.O. Box 301 Berlin, MA 01503  
Office: 508.481.3999 Fax: 508.545.1234  
Email: datarequests@pdillc.com

File Name : 154421 E  
Site Code : TBA  
Start Date : 5/5/2015  
Page No : 1

N/S: Summit Avenue  
E/W: Corey Road  
City, State: Brighton, MA  
Client: Howard Stein-Hudson/ M. Littman

Groups Printed- Cars

Start Time	Summit Avenue From North				Corey Road From East				Summit Avenue From South				Corey Road From West				Int. Total
	Right	Thru	Left	U-Turn	Right	Thru	Left	U-Turn	Right	Thru	Left	U-Turn	Right	Thru	Left	U-Turn	
07:00 AM	15	5	2	0	1	28	3	0	6	3	3	0	3	44	9	0	122
07:15 AM	16	8	5	0	2	14	0	0	2	1	4	0	5	36	12	0	105
07:30 AM	10	6	4	0	2	32	0	0	1	14	7	0	11	66	6	0	159
07:45 AM	8	9	1	0	5	49	0	0	4	12	18	0	13	78	17	0	214
Total	49	28	12	0	10	123	3	0	13	30	32	0	32	224	44	0	600
08:00 AM	11	8	7	0	1	20	2	0	8	7	10	0	22	81	31	0	208
08:15 AM	9	11	3	0	4	31	2	0	3	11	5	0	9	76	34	0	198
08:30 AM	11	11	4	0	1	17	2	0	6	12	6	0	5	76	27	0	178
08:45 AM	10	7	4	0	3	16	2	0	3	9	2	0	8	87	25	0	176
Total	41	37	18	0	9	84	8	0	20	39	23	0	44	320	117	0	760
Grand Total	90	65	30	0	19	207	11	0	33	69	55	0	76	544	161	0	1360
Apprch %	48.6	35.1	16.2	0	8	87.3	4.6	0	21	43.9	35	0	9.7	69.7	20.6	0	
Total %	6.6	4.8	2.2	0	1.4	15.2	0.8	0	2.4	5.1	4	0	5.6	40	11.8	0	

Start Time	Summit Avenue From North					Corey Road From East					Summit Avenue From South					Corey Road From West					Int. Total
	Right	Thru	Left	U-Turn	App. Total	Right	Thru	Left	U-Turn	App. Total	Right	Thru	Left	U-Turn	App. Total	Right	Thru	Left	U-Turn	App. Total	
Peak Hour Analysis From 07:00 AM to 08:45 AM - Peak 1 of 1																					
Peak Hour for Entire Intersection Begins at 07:45 AM																					
07:45 AM	8	9	1	0	18	5	49	0	0	54	4	12	18	0	34	13	78	17	0	108	214
08:00 AM	11	8	7	0	26	1	20	2	0	23	8	7	10	0	25	22	81	31	0	134	208
08:15 AM	9	11	3	0	23	4	31	2	0	37	3	11	5	0	19	9	76	34	0	119	198
08:30 AM	11	11	4	0	26	1	17	2	0	20	6	12	6	0	24	5	76	27	0	108	178
Total Volume	39	39	15	0	93	11	117	6	0	134	21	42	39	0	102	49	311	109	0	469	798
% App. Total	41.9	41.9	16.1	0		8.2	87.3	4.5	0		20.6	41.2	38.2	0		10.4	66.3	23.2	0		
PHF	.886	.886	.536	.000	.894	.550	.597	.750	.000	.620	.656	.875	.542	.000	.750	.557	.960	.801	.000	.875	.932



PRECISION  
D A T A  
INDUSTRIES, LLC

P.O. Box 301 Berlin, MA 01503  
Office: 508.481.3999 Fax: 508.545.1234  
Email: datarequests@pdillc.com

File Name : 154421 E  
Site Code : TBA  
Start Date : 5/5/2015  
Page No : 1

N/S: Summit Avenue  
E/W: Corey Road  
City, State: Brighton, MA  
Client: Howard Stein-Hudson/ M. Littman

Groups Printed- Heavy Vehicles

Start Time	Summit Avenue From North				Corey Road From East				Summit Avenue From South				Corey Road From West				Int. Total
	Right	Thru	Left	U-Turn	Right	Thru	Left	U-Turn	Right	Thru	Left	U-Turn	Right	Thru	Left	U-Turn	
07:00 AM	0	0	0	0	0	0	0	0	0	0	0	0	0	2	1	0	3
07:15 AM	0	2	0	0	0	0	0	0	0	0	0	0	0	0	0	0	2
07:30 AM	1	0	0	0	0	0	0	0	0	0	0	0	2	0	0	0	3
07:45 AM	0	0	0	0	0	0	0	0	0	0	0	0	0	0	0	0	0
Total	1	2	0	0	0	0	0	0	0	0	0	0	2	2	1	0	8
08:00 AM	0	1	0	0	0	0	0	0	0	0	0	0	1	0	0	0	2
08:15 AM	0	0	0	0	0	0	1	0	0	0	0	0	1	0	0	0	2
08:30 AM	0	0	0	0	0	1	0	0	0	0	0	0	0	2	0	0	3
08:45 AM	2	0	0	0	0	1	0	0	0	0	0	0	0	1	0	0	4
Total	2	1	0	0	0	2	1	0	0	0	0	0	2	3	0	0	11
Grand Total	3	3	0	0	0	2	1	0	0	0	0	0	4	5	1	0	19
Apprch %	50	50	0	0	0	66.7	33.3	0	0	0	0	0	40	50	10	0	
Total %	15.8	15.8	0	0	0	10.5	5.3	0	0	0	0	0	21.1	26.3	5.3	0	

Start Time	Summit Avenue From North					Corey Road From East					Summit Avenue From South					Corey Road From West					Int. Total
	Right	Thru	Left	U-Turn	App. Total	Right	Thru	Left	U-Turn	App. Total	Right	Thru	Left	U-Turn	App. Total	Right	Thru	Left	U-Turn	App. Total	
Peak Hour Analysis From 07:00 AM to 08:45 AM - Peak 1 of 1																					
Peak Hour for Entire Intersection Begins at 08:00 AM																					
08:00 AM	0	1	0	0	1	0	0	0	0	0	0	0	0	0	0	1	0	0	0	1	2
08:15 AM	0	0	0	0	0	0	0	1	0	1	0	0	0	0	0	1	0	0	0	1	2
08:30 AM	0	0	0	0	0	0	1	0	0	1	0	0	0	0	0	0	2	0	0	2	3
08:45 AM	2	0	0	0	2	0	1	0	0	1	0	0	0	0	0	0	1	0	0	1	4
Total Volume	2	1	0	0	3	0	2	1	0	3	0	0	0	0	0	2	3	0	0	5	11
% App. Total	66.7	33.3	0	0		0	66.7	33.3	0		0	0	0	0		40	60	0	0		
PHF	.250	.250	.000	.000	.375	.000	.500	.250	.000	.750	.000	.000	.000	.000	.000	.500	.375	.000	.000	.625	.688



PRECISION  
D A T A  
INDUSTRIES, LLC

P.O. Box 301 Berlin, MA 01503  
Office: 508.481.3999 Fax: 508.545.1234  
Email: datarequests@pdillc.com

File Name : 154421 E  
Site Code : TBA  
Start Date : 5/5/2015  
Page No : 1

N/S: Summit Avenue  
E/W: Corey Road  
City, State: Brighton, MA  
Client: Howard Stein-Hudson/ M. Littman

Groups Printed- Peds and Bikes

Start Time	Summit Avenue From North					Corey Road From East					Summit Avenue From South					Corey Road From West					Int. Total
	Right	Thru	Left	Peds EB	Peds WB	Right	Thru	Left	Peds SB	Peds NB	Right	Thru	Left	Peds WB	Peds EB	Right	Thru	Left	Peds NB	Peds SB	
07:00 AM	0	0	0	1	1	0	0	0	3	2	0	0	0	2	1	0	0	0	0	1	1
07:15 AM	0	1	0	0	2	0	0	0	0	1	1	0	0	1	0	0	0	0	0	1	7
07:30 AM	1	0	0	2	3	0	1	0	3	0	0	0	0	3	1	0	0	0	2	0	16
07:45 AM	0	0	0	1	2	0	1	0	0	0	0	0	0	9	2	0	0	0	1	1	17
Total	1	1	0	4	8	0	2	0	6	3	1	0	0	15	4	0	0	0	3	3	51
08:00 AM	0	0	0	1	4	0	0	0	0	0	0	0	0	6	0	0	1	0	2	0	14
08:15 AM	0	0	0	2	3	0	0	0	1	0	0	0	0	0	2	0	0	0	0	0	8
08:30 AM	1	0	1	2	4	0	0	0	3	1	0	0	0	1	1	0	1	0	0	2	17
08:45 AM	0	0	0	1	1	0	1	0	2	0	0	0	0	2	0	0	0	0	0	1	8
Total	1	0	1	6	12	0	1	0	6	1	0	0	0	9	3	0	2	0	2	3	47
Grand Total	2	1	1	10	20	0	3	0	12	4	1	0	0	24	7	0	2	0	5	6	98
Apprch %	5.9	2.9	2.9	29.4	58.8	0	15.8	0	63.2	21.1	3.1	0	0	75	21.9	0	15.4	0	38.5	46.2	
Total %	2	1	1	10.2	20.4	0	3.1	0	12.2	4.1	1	0	0	24.5	7.1	0	2	0	5.1	6.1	

Start Time	Summit Avenue From North						Corey Road From East						Summit Avenue From South						Corey Road From West						Int. Total
	Right	Thru	Left	Peds EB	Peds WB	App. Total	Right	Thru	Left	Peds SB	Peds NB	App. Total	Right	Thru	Left	Peds WB	Peds EB	App. Total	Right	Thru	Left	Peds NB	Peds SB	App. Total	
Peak Hour Analysis From 07:00 AM to 08:45 AM - Peak 1 of 1																									
Peak Hour for Entire Intersection Begins at 07:45 AM																									
07:45 AM	0	0	0	1	2	3	0	1	0	0	0	1	0	0	0	9	2	11	0	0	0	1	1	2	17
08:00 AM	0	0	0	1	4	5	0	0	0	0	0	0	0	0	0	6	0	6	0	1	0	2	0	3	14
08:15 AM	0	0	0	2	3	5	0	0	0	1	0	1	0	0	0	0	2	2	0	0	0	0	0	0	8
08:30 AM	1	0	1	2	4	8	0	0	0	3	1	4	0	0	0	1	1	2	0	1	0	0	2	3	17
Total Volume	1	0	1	6	13	21	0	1	0	4	1	6	0	0	0	16	5	21	0	2	0	3	3	8	56
% App. Total	4.8	0	4.8	28.6	61.9	0	16.7	0	66.7	16.7	0	0	0	76.2	23.8	0	25	0	37.5	37.5					
PHF	.250	.000	.250	.750	.813	.656	.000	.250	.000	.333	.250	.375	.000	.000	.000	.444	.625	.477	.000	.500	.000	.375	.375	.667	.824



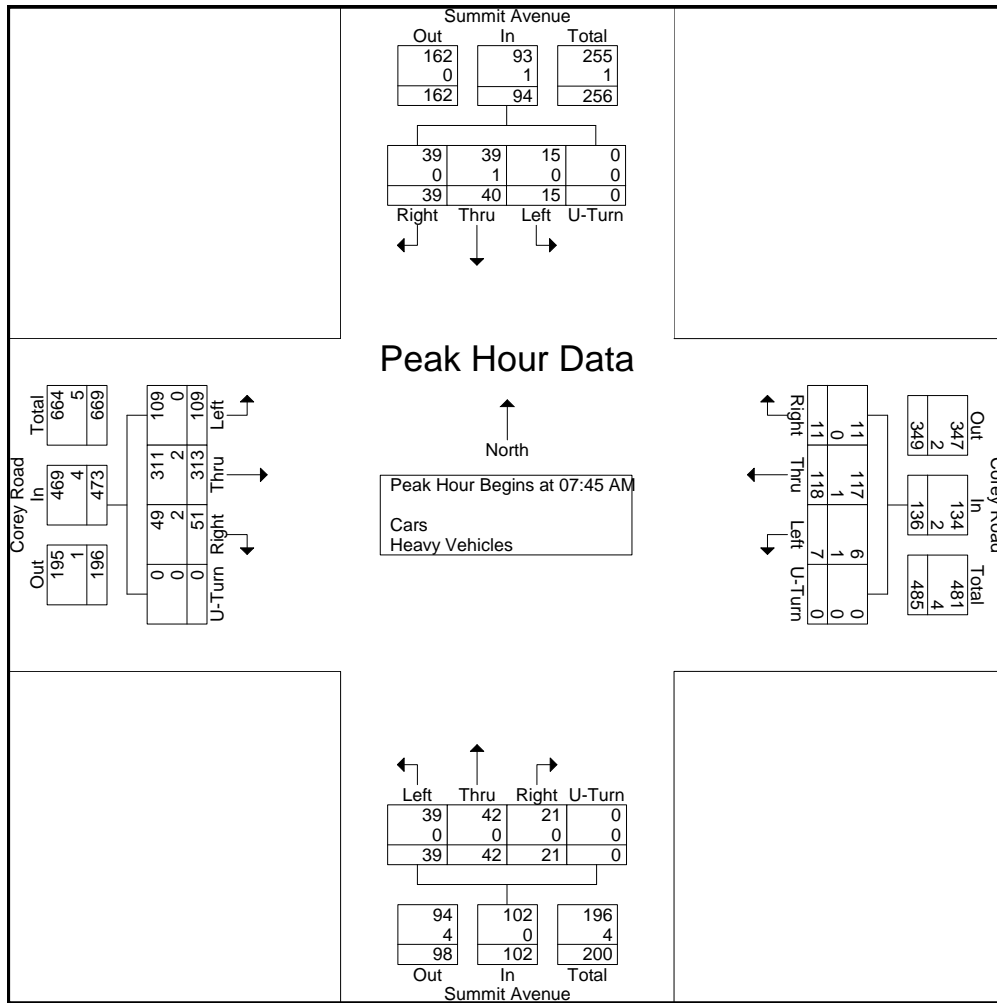
PRECISION  
D A T A  
INDUSTRIES, LLC

P.O. Box 301 Berlin, MA 01503  
Office: 508.481.3999 Fax: 508.545.1234  
Email: datarequests@pdillc.com

N/S: Summit Avenue  
E/W: Corey Road  
City, State: Brighton, MA  
Client: Howard Stein-Hudson/ M. Littman

File Name : 154421 E  
Site Code : TBA  
Start Date : 5/5/2015  
Page No : 1

Start Time	Summit Avenue From North					Corey Road From East					Summit Avenue From South					Corey Road From West					Int. Total
	Right	Thru	Left	U-Turn	App. Total	Right	Thru	Left	U-Turn	App. Total	Right	Thru	Left	U-Turn	App. Total	Right	Thru	Left	U-Turn	App. Total	
Peak Hour Analysis From 07:00 AM to 08:45 AM - Peak 1 of 1																					
Peak Hour for Entire Intersection Begins at 07:45 AM																					
07:45 AM	8	9	1	0	18	5	49	0	0	54	4	12	18	0	34	13	78	17	0	108	214
08:00 AM	11	9	7	0	27	1	20	2	0	23	8	7	10	0	25	23	81	31	0	135	210
08:15 AM	9	11	3	0	23	4	31	3	0	38	3	11	5	0	19	10	76	34	0	120	200
08:30 AM	11	11	4	0	26	1	18	2	0	21	6	12	6	0	24	5	78	27	0	110	181
Total Volume	39	40	15	0	94	11	118	7	0	136	21	42	39	0	102	51	313	109	0	473	805
% App. Total	41.5	42.6	16	0		8.1	86.8	5.1	0		20.6	41.2	38.2	0		10.8	66.2	23	0		
PHF	.886	.909	.536	.000	.870	.550	.602	.583	.000	.630	.656	.875	.542	.000	.750	.554	.966	.801	.000	.876	.940
Cars	39	39	15	0	93	11	117	6	0	134	21	42	39	0	102	49	311	109	0	469	798
% Cars	100	97.5	100	0	98.9	100	99.2	85.7	0	98.5	100	100	100	0	100	96.1	99.4	100	0	99.2	99.1
Heavy Vehicles	0	1	0	0	1	0	1	1	0	2	0	0	0	0	0	2	2	0	0	4	7
% Heavy Vehicles	0	2.5	0	0	1.1	0	0.8	14.3	0	1.5	0	0	0	0	0	3.9	0.6	0	0	0.8	0.9





PRECISION  
D A T A  
INDUSTRIES, LLC

P.O. Box 301 Berlin, MA 01503  
Office: 508.481.3999 Fax: 508.545.1234  
Email: datarequests@pdillc.com

File Name : 154421 EE  
Site Code : TBA  
Start Date : 5/5/2015  
Page No : 1

N/S: Summit Avenue  
E/W: Corey Road  
City, State: Brighton, MA  
Client: Howard Stein-Hudson/ M. Littman

Groups Printed- Cars - Heavy Vehicles

Start Time	Summit Avenue From North				Corey Road From East				Summit Avenue From South				Corey Road From West				Int. Total
	Right	Thru	Left	U-Turn	Right	Thru	Left	U-Turn	Right	Thru	Left	U-Turn	Right	Thru	Left	U-Turn	
04:00 PM	9	5	4	0	2	44	1	0	6	10	4	0	11	50	12	0	158
04:15 PM	14	10	2	0	3	33	1	0	3	6	4	0	10	71	22	0	179
04:30 PM	20	8	4	0	4	25	0	0	2	11	5	0	13	48	16	0	156
04:45 PM	12	11	0	0	2	40	2	0	1	7	5	0	15	44	10	0	149
Total	55	34	10	0	11	142	4	0	12	34	18	0	49	213	60	0	642
05:00 PM	12	13	4	0	3	49	4	0	2	15	12	0	21	66	15	0	216
05:15 PM	15	9	1	0	3	48	0	0	0	8	9	0	9	62	15	1	180
05:30 PM	13	13	5	0	2	41	3	0	2	13	8	0	11	57	14	0	182
05:45 PM	11	9	6	0	2	38	5	0	3	3	6	0	16	51	13	0	163
Total	51	44	16	0	10	176	12	0	7	39	35	0	57	236	57	1	741
Grand Total	106	78	26	0	21	318	16	0	19	73	53	0	106	449	117	1	1383
Apprch %	50.5	37.1	12.4	0	5.9	89.6	4.5	0	13.1	50.3	36.6	0	15.8	66.7	17.4	0.1	
Total %	7.7	5.6	1.9	0	1.5	23	1.2	0	1.4	5.3	3.8	0	7.7	32.5	8.5	0.1	
Cars	106	76	26	0	21	316	15	0	19	72	53	0	106	439	114	1	1364
% Cars	100	97.4	100	0	100	99.4	93.8	0	100	98.6	100	0	100	97.8	97.4	100	98.6
Heavy Vehicles	0	2	0	0	0	2	1	0	0	1	0	0	0	10	3	0	19
% Heavy Vehicles	0	2.6	0	0	0	0.6	6.2	0	0	1.4	0	0	0	2.2	2.6	0	1.4

Start Time	Summit Avenue From North					Corey Road From East					Summit Avenue From South					Corey Road From West					Int. Total
	Right	Thru	Left	U-Turn	App. Total	Right	Thru	Left	U-Turn	App. Total	Right	Thru	Left	U-Turn	App. Total	Right	Thru	Left	U-Turn	App. Total	
Peak Hour Analysis From 04:00 PM to 05:45 PM - Peak 1 of 1																					
Peak Hour for Entire Intersection Begins at 05:00 PM																					
05:00 PM	12	13	4	0	29	3	49	4	0	56	2	15	12	0	29	21	66	15	0	102	216
05:15 PM	15	9	1	0	25	3	48	0	0	51	0	8	9	0	17	9	62	15	1	87	180
05:30 PM	13	13	5	0	31	2	41	3	0	46	2	13	8	0	23	11	57	14	0	82	182
05:45 PM	11	9	6	0	26	2	38	5	0	45	3	3	6	0	12	16	51	13	0	80	163
Total Volume	51	44	16	0	111	10	176	12	0	198	7	39	35	0	81	57	236	57	1	351	741
% App. Total	45.9	39.6	14.4	0		5.1	88.9	6.1	0		8.6	48.1	43.2	0		16.2	67.2	16.2	0.3		
PHF	.850	.846	.667	.000	.895	.833	.898	.600	.000	.884	.583	.650	.729	.000	.698	.679	.894	.950	.250	.860	.858
Cars	51	43	16	0	110	10	175	11	0	196	7	38	35	0	80	57	231	56	1	345	731
% Cars	100	97.7	100	0	99.1	100	99.4	91.7	0	99.0	100	97.4	100	0	98.8	100	97.9	98.2	100	98.3	98.7
Heavy Vehicles	0	1	0	0	1	0	1	1	0	2	0	1	0	0	1	0	5	1	0	6	10
% Heavy Vehicles	0	2.3	0	0	0.9	0	0.6	8.3	0	1.0	0	2.6	0	0	1.2	0	2.1	1.8	0	1.7	1.3





PRECISION  
D A T A  
INDUSTRIES, LLC

P.O. Box 301 Berlin, MA 01503  
Office: 508.481.3999 Fax: 508.545.1234  
Email: datarequests@pdillc.com

Groups Printed- Cars

N/S: Summit Avenue  
E/W: Corey Road  
City, State: Brighton, MA  
Client: Howard Stein-Hudson/ M. Littman

File Name : 154421 EE  
Site Code : TBA  
Start Date : 5/5/2015  
Page No : 1

Start Time	Summit Avenue From North				Corey Road From East				Summit Avenue From South				Corey Road From West				Int. Total
	Right	Thru	Left	U-Turn	Right	Thru	Left	U-Turn	Right	Thru	Left	U-Turn	Right	Thru	Left	U-Turn	
04:00 PM	9	5	4	0	2	44	1	0	6	10	4	0	11	48	12	0	156
04:15 PM	14	10	2	0	3	33	1	0	3	6	4	0	10	70	22	0	178
04:30 PM	20	8	4	0	4	25	0	0	2	11	5	0	13	47	15	0	154
04:45 PM	12	10	0	0	2	39	2	0	1	7	5	0	15	43	9	0	145
Total	55	33	10	0	11	141	4	0	12	34	18	0	49	208	58	0	633
05:00 PM	12	13	4	0	3	48	4	0	2	15	12	0	21	63	15	0	212
05:15 PM	15	8	1	0	3	48	0	0	0	8	9	0	9	62	15	1	179
05:30 PM	13	13	5	0	2	41	3	0	2	12	8	0	11	55	14	0	179
05:45 PM	11	9	6	0	2	38	4	0	3	3	6	0	16	51	12	0	161
Total	51	43	16	0	10	175	11	0	7	38	35	0	57	231	56	1	731
Grand Total	106	76	26	0	21	316	15	0	19	72	53	0	106	439	114	1	1364
Apprch %	51	36.5	12.5	0	6	89.8	4.3	0	13.2	50	36.8	0	16.1	66.5	17.3	0.2	
Total %	7.8	5.6	1.9	0	1.5	23.2	1.1	0	1.4	5.3	3.9	0	7.8	32.2	8.4	0.1	

Start Time	Summit Avenue From North					Corey Road From East					Summit Avenue From South					Corey Road From West					Int. Total
	Right	Thru	Left	U-Turn	App. Total	Right	Thru	Left	U-Turn	App. Total	Right	Thru	Left	U-Turn	App. Total	Right	Thru	Left	U-Turn	App. Total	
Peak Hour Analysis From 04:00 PM to 05:45 PM - Peak 1 of 1																					
Peak Hour for Entire Intersection Begins at 05:00 PM																					
05:00 PM	12	13	4	0	29	3	48	4	0	55	2	15	12	0	29	21	63	15	0	99	212
05:15 PM	15	8	1	0	24	3	48	0	0	51	0	8	9	0	17	9	62	15	1	87	179
05:30 PM	13	13	5	0	31	2	41	3	0	46	2	12	8	0	22	11	55	14	0	80	179
05:45 PM	11	9	6	0	26	2	38	4	0	44	3	3	6	0	12	16	51	12	0	79	161
Total Volume	51	43	16	0	110	10	175	11	0	196	7	38	35	0	80	57	231	56	1	345	731
% App. Total	46.4	39.1	14.5	0		5.1	89.3	5.6	0		8.8	47.5	43.8	0		16.5	67	16.2	0.3		
PHF	.850	.827	.667	.000	.887	.833	.911	.688	.000	.891	.583	.633	.729	.000	.690	.679	.917	.933	.250	.871	.862



PRECISION  
D A T A  
INDUSTRIES, LLC

P.O. Box 301 Berlin, MA 01503  
Office: 508.481.3999 Fax: 508.545.1234  
Email: datarequests@pdillc.com

File Name : 154421 EE  
Site Code : TBA  
Start Date : 5/5/2015  
Page No : 1

N/S: Summit Avenue  
E/W: Corey Road  
City, State: Brighton, MA  
Client: Howard Stein-Hudson/ M. Littman

**Groups Printed- Heavy Vehicles**

Start Time	Summit Avenue From North				Corey Road From East				Summit Avenue From South				Corey Road From West				Int. Total
	Right	Thru	Left	U-Turn	Right	Thru	Left	U-Turn	Right	Thru	Left	U-Turn	Right	Thru	Left	U-Turn	
04:00 PM	0	0	0	0	0	0	0	0	0	0	0	0	0	2	0	0	2
04:15 PM	0	0	0	0	0	0	0	0	0	0	0	0	0	1	0	0	1
04:30 PM	0	0	0	0	0	0	0	0	0	0	0	0	0	1	1	0	2
04:45 PM	0	1	0	0	0	1	0	0	0	0	0	0	0	1	1	0	4
<b>Total</b>	<b>0</b>	<b>1</b>	<b>0</b>	<b>0</b>	<b>0</b>	<b>1</b>	<b>0</b>	<b>0</b>	<b>0</b>	<b>0</b>	<b>0</b>	<b>0</b>	<b>0</b>	<b>5</b>	<b>2</b>	<b>0</b>	<b>9</b>
05:00 PM	0	0	0	0	0	1	0	0	0	0	0	0	0	3	0	0	4
05:15 PM	0	1	0	0	0	0	0	0	0	0	0	0	0	0	0	0	1
05:30 PM	0	0	0	0	0	0	0	0	0	1	0	0	0	2	0	0	3
05:45 PM	0	0	0	0	0	0	1	0	0	0	0	0	0	0	1	0	2
<b>Total</b>	<b>0</b>	<b>1</b>	<b>0</b>	<b>0</b>	<b>0</b>	<b>1</b>	<b>1</b>	<b>0</b>	<b>0</b>	<b>1</b>	<b>0</b>	<b>0</b>	<b>0</b>	<b>5</b>	<b>1</b>	<b>0</b>	<b>10</b>
<b>Grand Total</b>	<b>0</b>	<b>2</b>	<b>0</b>	<b>0</b>	<b>0</b>	<b>2</b>	<b>1</b>	<b>0</b>	<b>0</b>	<b>1</b>	<b>0</b>	<b>0</b>	<b>0</b>	<b>10</b>	<b>3</b>	<b>0</b>	<b>19</b>
Apprch %	0	100	0	0	0	66.7	33.3	0	0	100	0	0	0	76.9	23.1	0	
Total %	0	10.5	0	0	0	10.5	5.3	0	0	5.3	0	0	0	52.6	15.8	0	

Start Time	Summit Avenue From North					Corey Road From East					Summit Avenue From South					Corey Road From West					Int. Total
	Right	Thru	Left	U-Turn	App. Total	Right	Thru	Left	U-Turn	App. Total	Right	Thru	Left	U-Turn	App. Total	Right	Thru	Left	U-Turn	App. Total	
Peak Hour Analysis From 04:00 PM to 05:45 PM - Peak 1 of 1																					
Peak Hour for Entire Intersection Begins at 04:45 PM																					
04:45 PM	0	1	0	0	1	0	1	0	0	1	0	0	0	0	0	0	1	1	0	2	4
05:00 PM	0	0	0	0	0	0	1	0	0	1	0	0	0	0	0	0	3	0	0	3	4
05:15 PM	0	1	0	0	1	0	0	0	0	0	0	0	0	0	0	0	0	0	0	0	1
05:30 PM	0	0	0	0	0	0	0	0	0	0	0	1	0	0	1	0	2	0	0	2	3
Total Volume	0	2	0	0	2	0	2	0	0	2	0	1	0	0	1	0	6	1	0	7	12
% App. Total	0	100	0	0		0	100	0	0		0	100	0	0		0	85.7	14.3	0		
PHF	.000	.500	.000	.000	.500	.000	.500	.000	.000	.500	.000	.250	.000	.000	.250	.000	.500	.250	.000	.583	.750



PRECISION  
D A T A  
INDUSTRIES, LLC

P.O. Box 301 Berlin, MA 01503  
Office: 508.481.3999 Fax: 508.545.1234  
Email: datarequests@pdillc.com

File Name : 154421 EE  
Site Code : TBA  
Start Date : 5/5/2015  
Page No : 1

N/S: Summit Avenue  
E/W: Corey Road  
City, State: Brighton, MA  
Client: Howard Stein-Hudson/ M. Littman

Groups Printed- Peds and Bikes

Start Time	Summit Avenue From North					Corey Road From East					Summit Avenue From South					Corey Road From West					Int. Total
	Right	Thru	Left	Peds EB	Peds WB	Right	Thru	Left	Peds SB	Peds NB	Right	Thru	Left	Peds WB	Peds EB	Right	Thru	Left	Peds NB	Peds SB	
04:00 PM	0	0	0	2	2	0	0	0	0	1	0	0	0	0	1	1	0	0	0	0	7
04:15 PM	0	0	0	4	2	0	0	0	3	0	0	0	0	0	3	0	1	0	0	0	13
04:30 PM	0	0	0	3	5	0	0	0	0	1	0	0	0	0	0	0	0	0	0	0	9
04:45 PM	0	0	0	2	1	0	0	0	1	1	0	0	0	1	2	0	1	0	0	0	9
Total	0	0	0	11	10	0	0	0	4	3	0	0	0	1	6	1	2	0	0	0	38
05:00 PM	0	0	0	4	0	0	0	0	2	3	0	0	0	2	4	2	0	0	0	0	17
05:15 PM	1	0	0	4	3	0	0	0	2	0	0	0	0	2	2	0	1	1	2	0	18
05:30 PM	0	0	0	4	3	0	0	0	2	0	0	0	0	0	3	0	0	1	1	1	15
05:45 PM	0	0	0	3	4	0	0	0	2	4	0	0	0	1	4	1	1	0	2	0	22
Total	1	0	0	15	10	0	0	0	8	7	0	0	0	5	13	3	2	2	5	1	72
Grand Total	1	0	0	26	20	0	0	0	12	10	0	0	0	6	19	4	4	2	5	1	110
Apprch %	2.1	0	0	55.3	42.6	0	0	0	54.5	45.5	0	0	0	24	76	25	25	12.5	31.2	6.2	
Total %	0.9	0	0	23.6	18.2	0	0	0	10.9	9.1	0	0	0	5.5	17.3	3.6	3.6	1.8	4.5	0.9	

Start Time	Summit Avenue From North						Corey Road From East						Summit Avenue From South						Corey Road From West						Int. Total
	Right	Thru	Left	Peds EB	Peds WB	App. Total	Right	Thru	Left	Peds SB	Peds NB	App. Total	Right	Thru	Left	Peds WB	Peds EB	App. Total	Right	Thru	Left	Peds NB	Peds SB	App. Total	
Peak Hour Analysis From 04:00 PM to 05:45 PM - Peak 1 of 1																									
Peak Hour for Entire Intersection Begins at 05:00 PM																									
05:00 PM	0	0	0	4	0	4	0	0	0	2	3	5	0	0	0	2	4	6	2	0	0	0	0	2	17
05:15 PM	1	0	0	4	3	8	0	0	0	2	0	2	0	0	0	2	2	4	0	1	1	2	0	4	18
05:30 PM	0	0	0	4	3	7	0	0	0	2	0	2	0	0	0	0	3	3	0	0	1	1	1	3	15
05:45 PM	0	0	0	3	4	7	0	0	0	2	4	6	0	0	0	1	4	5	1	1	0	2	0	4	22
Total Volume	1	0	0	15	10	26	0	0	0	8	7	15	0	0	0	5	13	18	3	2	2	5	1	13	72
% App. Total	3.8	0	0	57.7	38.5		0	0	0	53.3	46.7		0	0	0	27.8	72.2		23.1	15.4	15.4	38.5	7.7		
PHF	.250	.000	.000	.938	.625	.813	.000	.000	.000	1.0	.438	.625	.000	.000	.000	.625	.813	.750	.375	.500	.500	.625	.250	.813	.818



PRECISION  
D A T A  
INDUSTRIES, LLC

P.O. Box 301 Berlin, MA 01503  
Office: 508.481.3999 Fax: 508.545.1234  
Email: datarequests@pdillc.com

N/S: Summit Avenue  
E/W: Corey Road  
City, State: Brighton, MA  
Client: Howard Stein-Hudson/ M. Littman

File Name : 154421 EE  
Site Code : TBA  
Start Date : 5/5/2015  
Page No : 1

Start Time	Summit Avenue From North					Corey Road From East					Summit Avenue From South					Corey Road From West					Int. Total
	Right	Thru	Left	U-Turn	App. Total	Right	Thru	Left	U-Turn	App. Total	Right	Thru	Left	U-Turn	App. Total	Right	Thru	Left	U-Turn	App. Total	
Peak Hour Analysis From 04:00 PM to 05:45 PM - Peak 1 of 1																					
Peak Hour for Entire Intersection Begins at 05:00 PM																					
05:00 PM	12	13	4	0	29	3	49	4	0	56	2	15	12	0	29	21	66	15	0	102	216
05:15 PM	15	9	1	0	25	3	48	0	0	51	0	8	9	0	17	9	62	15	1	87	180
05:30 PM	13	13	5	0	31	2	41	3	0	46	2	13	8	0	23	11	57	14	0	82	182
05:45 PM	11	9	6	0	26	2	38	5	0	45	3	3	6	0	12	16	51	13	0	80	163
Total Volume	51	44	16	0	111	10	176	12	0	198	7	39	35	0	81	57	236	57	1	351	741
% App. Total	45.9	39.6	14.4	0		5.1	88.9	6.1	0		8.6	48.1	43.2	0		16.2	67.2	16.2	0.3		
PHF	.850	.846	.667	.000	.895	.833	.898	.600	.000	.884	.583	.650	.729	.000	.698	.679	.894	.950	.250	.860	.858
Cars	51	43	16	0	110	10	175	11	0	196	7	38	35	0	80	57	231	56	1	345	731
% Cars	100	97.7	100	0	99.1	100	99.4	91.7	0	99.0	100	97.4	100	0	98.8	100	97.9	98.2	100	98.3	98.7
Heavy Vehicles	0	1	0	0	1	0	1	1	0	2	0	1	0	0	1	0	5	1	0	6	10
% Heavy Vehicles	0	2.3	0	0	0.9	0	0.6	8.3	0	1.0	0	2.6	0	1.2	0	2.1	1.8	0	1.7	1.3	

