

Trends

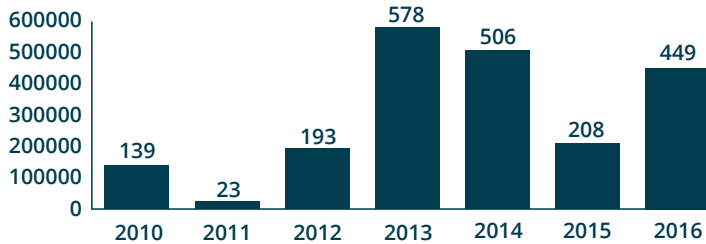
Historical Trends in Jamaica Plain

- The population grew 9% and occupied housing units grew 12% from 2000 to 2015.
- The share of school-age children has fallen from 15% in 2000 to 11% in 2015, while the share of 25-34 year olds has risen from 22% to 27%.
- From 2000 to 2015, the share of the age 25+ population with a Bachelor's degree rose from 45% to 63%.
- The non-Hispanic White share of the population rose from 49% in 2000 to 54% in 2015.
- The number of payroll jobs in Jamaica Plain has grown 20% from 2011 to 2014.
- The share of households owning a car rose from 73% to 76% from 2000 to 2015.

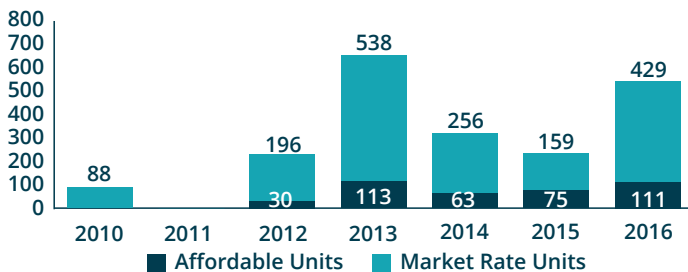
The Future for Jamaica Plain

- Jamaica Plain's growth is poised to continue, with 1,666 new units of housing approved from 2010 through 2016.⁴

BPDA Board-Approved Development (in Thousands of Feet²)
2010-2016



BPDA Board-Approved Housing Units
2010-2016



Produced by the Boston Planning & Development Agency
Research Division, June 2017

Information

For more information about Boston's demographics or economy, please visit bostonplans.org/research-maps

Please contact us at research@boston.gov with additional questions.

Martin J. Walsh
Mayor

Carol Downs
Treasurer

Brian P. Golden
Director

Dr. Theodore C. Landsmark
Member

Timothy J. Burke
Chairman

Michael P. Monahan
Member

Priscilla Rojas
Vice Chairman

Teresa Polhemus
Executive Director/Secretary



People

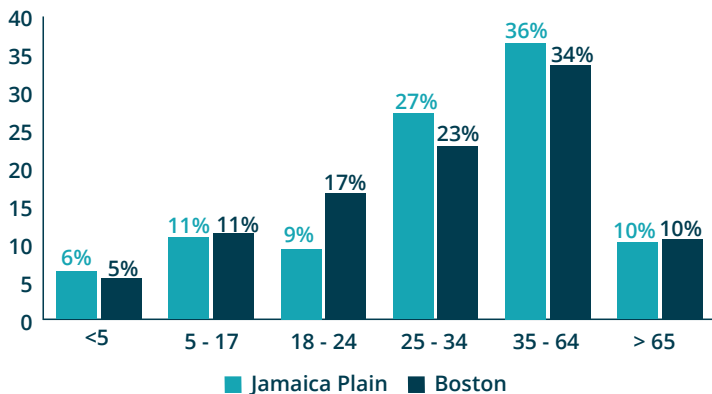
Population Growth

- Jamaica Plain had 39,240 residents in 2015, 6% of Boston's population.¹
- Jamaica Plain grew by 8% from 2000 to 2015, slightly slower than the city's growth of 10%.

Age Distribution

- About 17% of Jamaica Plain residents are children, same as in Boston as a whole.
- Jamaica Plain has a lower share of 18-24 years olds (9%) compared to Boston (17%).

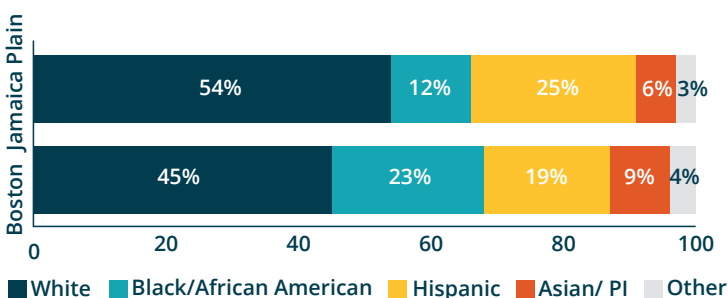
Jamaica Plain & Boston Residents by Age
2015



Diversity

- In 2015, about 23% of Jamaica Plain's population was foreign-born, compared to Boston's share of 27%.
- More than 50% of Jamaica Plain's population is White, higher than Boston's share of 46%.

Jamaica Plain & Boston Residents by Race
2015



Economy

Jobs

- Jamaica Plain had 12,899 jobs in 2014, 52% of which were in Healthcare and Social Assistance.²
- Jamaica Plain has 0.68 payroll jobs per resident worker, and 2% of the payroll jobs in Boston.

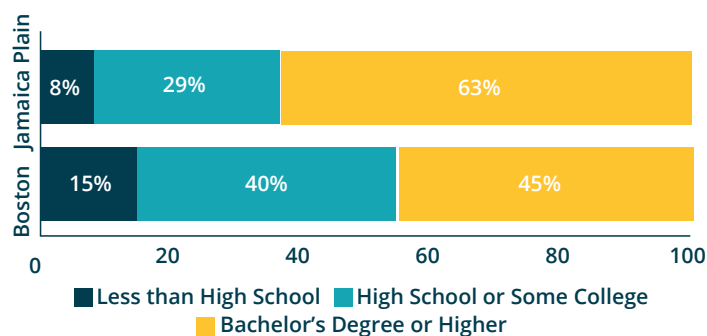
Labor Force

- Jamaica Plain's labor force had 24,830 people in 2015, 7% of Boston's resident labor force.
- 75% of Jamaica Plain's residents age 16 and older participate in the labor force, higher than Boston's 68%.
- The top occupations of Jamaica Plain residents in 2015: Education, Training, and Library, Management, and Office and Administrative Support.

Education

- In 2015, 11% of all Jamaica Plain residents were enrolled in a college or university, lower than Boston's enrollment of 17%.
- More than 63% of Jamaica Plain residents age 25 and older in 2015 had obtained a bachelor's degree or higher, higher than Boston's share of 45%.

Educational Attainment (Age 25+)
2015



Income

- The median household income in Jamaica Plain in 2015 was \$76,968, higher than the Boston median of \$55,777.

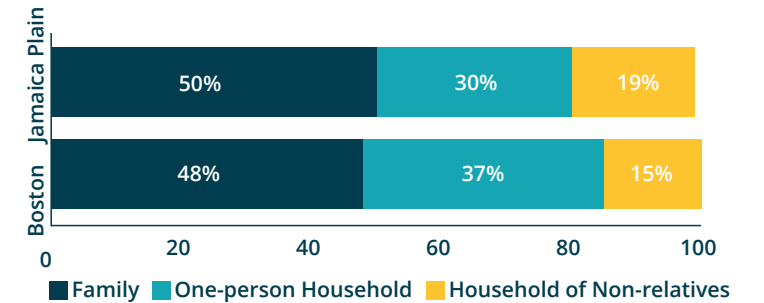
Note: Demographic data are for the Census-tract approximations of Jamaica Plain Source: (1) U.S. Census Bureau, 1950-2010 Decennial Census and 2011-2015 American Community Survey, (2) On-The-Map Application and LEHD Origin-Destination Employment Statistics, 2014, (3) City of Boston assessing data FY 2016, (4) Boston Planning and Development Agency Board Memos

Place

Households

- About 97% of Jamaica Plain residents live in households, 50% of which are families. The remaining population lives in dorms or other institutions.

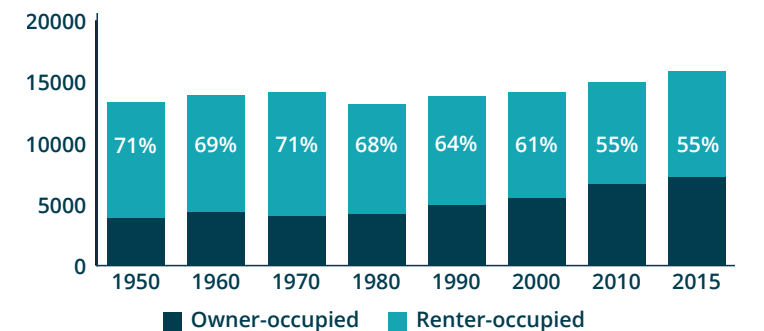
Household Type
2015



Renters and Owners

- In 2015, Jamaica Plain had 4,372 condos, 73% of which were owner-occupied.³
- The median rent in Jamaica Plain in 2015 was \$1,354, about the same as \$1,320 for Boston as a whole.

Jamaica Plain Occupied Housing Units
1950-2015



Vehicles

- 76% of Jamaica Plain households in 2015 had at least one vehicle, a higher rate than all Boston households (65%).
- The ratio of vehicles to households in Jamaica Plain was 1.07 in 2015, higher than the 0.91 ratio for the city as a whole.