

Trends

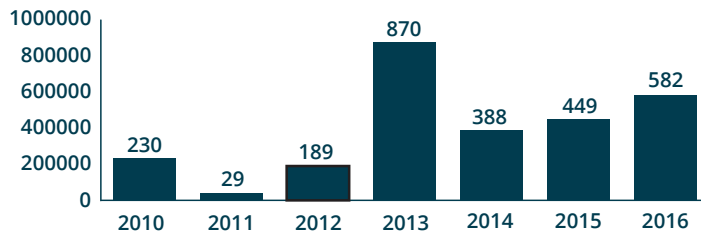
Historical Trends in Roxbury

- The population of Roxbury grew by 20% and occupied housing units grew by 22% from 2000 to 2015.
- The share of Roxbury residents aged 18 to 24 grew from 12% in 2000 to 18% in 2015.
- From 2000 to 2015, the share of adult residents without a highschool degree fell (32% to 25%) while the share with a bachelor's degree rose (13% to 21%).
- Over this time period, the foreign born share of the population rose (20%-26%).
- The Black/African-American share fell from 62% in 2000 to 53% in 2015 as the shares of Whites, Hispanics, and Asians increased.
- Payroll jobs in Roxbury rose 24% from 2011 to 2014.

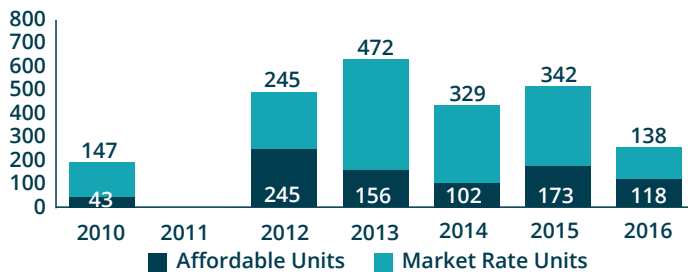
The Future for Roxbury

- Roxbury's growth is poised to continue, with 1,673 new units of housing approved from 2010 through 2016. ⁴

BPDA Board-Approved Development (in Thousands of Feet²)
2010-2016



BPDA Board-Approved Housing Units
2010-2016



Produced by the Boston Planning & Development Agency
Research Division, June 2017

Information

For more information about Boston's demographics or economy, please visit bostonplans.org/research-maps

Please contact us at research@boston.gov with additional questions.

Martin J. Walsh
Mayor

Carol Downs
Treasurer

Brian P. Golden
Director

Dr. Theodore C. Landsmark
Member

Timothy J. Burke
Chairman

Michael P. Monahan
Member

Priscilla Rojas
Vice Chairman

Teresa Polhemus
Executive Director/Secretary



People

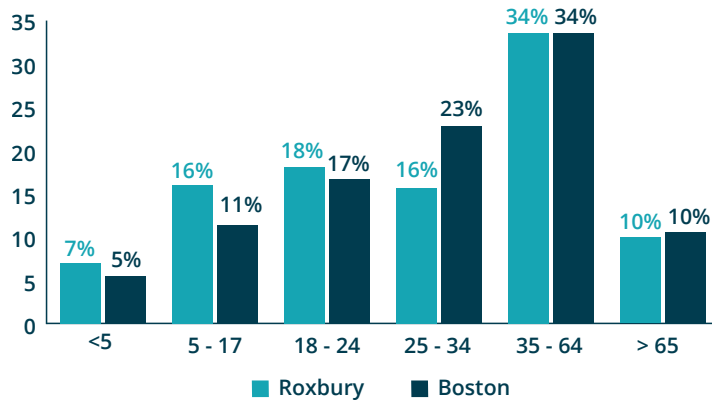
Population Growth

- Roxbury had 51,252 residents in 2015, 8% of Boston's population.¹
- Roxbury grew by 20% from 2000 to 2015, doubling the city's growth of 10% over the same time period.

Age Distribution

- 23% of Roxbury residents are children, higher than the 17% of Boston as a whole.
- Less than 16% of Roxbury residents are 25-34 year olds, compared to the city of Boston's 23% share.

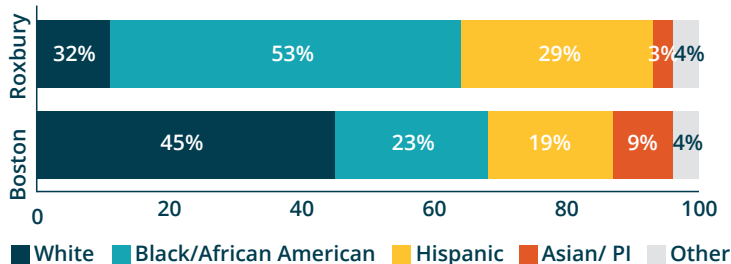
Roxbury & Boston Residents by Age
2015



Diversity

- In 2015, 26% of Roxbury's population was foreign born, about the same as Boston as a whole.
- Black/African Americans represent about half of Roxbury's residents compared to Boston's 23%.

Roxbury & Boston Residents by Race
2015



Economy

Jobs

- Roxbury had 23,911 payroll jobs in 2014, 24% of which were in Educational Services.²
- Roxbury has 1.28 payroll jobs per resident worker, and 4.2% of the city's payroll jobs.

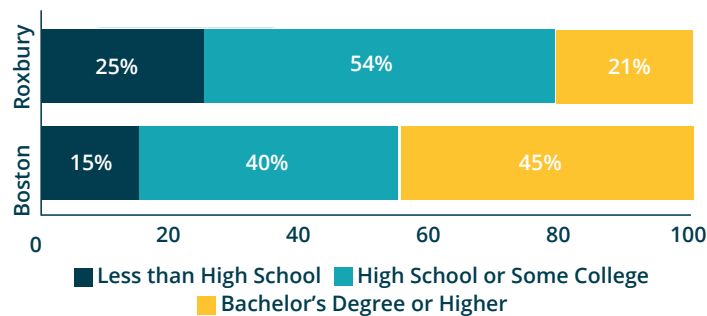
Labor Force

- Roxbury's resident labor force had 23,813 people in 2015, 6% of Boston's resident labor force.
- 58% of Roxbury residents ages 16 and older participate in the labor force, compared to 68% for Boston.
- The top occupations of Roxbury residents in 2015: Educational Services, Retail Trade and Administrative Support.

Education

- In 2015 15% of Roxbury residents were enrolled in a college or university, similar to Boston's 17% enrollment rate.
- A lower share Roxbury residents age 25 and older have a bachelor's degree than the citywide average.

Educational Attainment (Age 25+)
2015



Income

- The median household income in Roxbury in 2015 was \$25,937, lower than the Boston median of \$55,777.

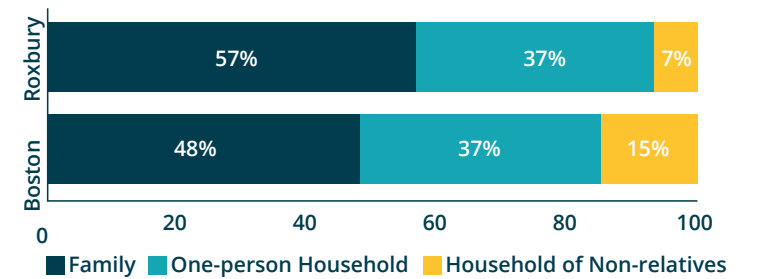
Note: Demographic data are for the Census-tract approximation of Roxbury. Source: (1) U.S. Census Bureau, 1950-2010 Decennial Census and 2011-2015 American Community Survey, (2) OnTheMap Application and LEHD Origin-Destination Employment Statistics, 2014, (3) City of Boston assessing data FY 2016, (4) Boston Planning and Development Agency Board Memos.

Place

Households

- About 91% of Roxbury residents live in households, 57% of which are families. All the remaining residents live at college dorms or other institutions.

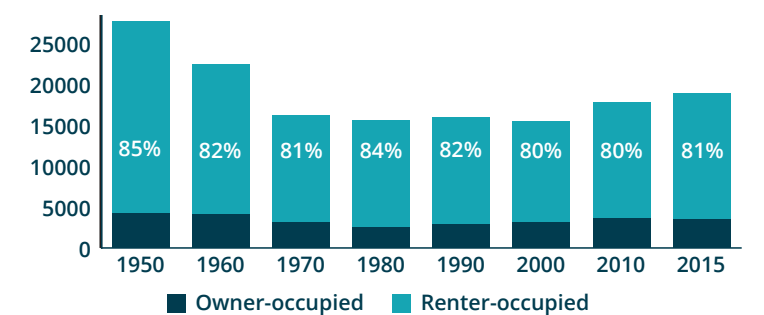
Household Type
2015



Renters and Owners

- In 2015, Roxbury had 1,345 condos, 72% of which were owner occupied.³
- The median rent in Roxbury in 2015 was \$827, lower than the \$1,320 median for Boston as a whole.

Roxbury Occupied Housing Units
1950-2015



Vehicles

- 54% of Roxbury households in 2015 had at least one vehicle, compared to 65% of all Boston households.
- The ratio of vehicles to households in Roxbury was 0.70 in 2015, lower than Boston's 0.91 ratio.