



# SEAPORT SQUARE: L3-L6 PUBLIC REALM

Prepared for: Boston Civic Design  
Commission

Prepared by: Field Operations with  
WS Development



# Table of Contents

- Approved Public Realm Concept Plans
- Overall Schematic Design: Blocks L3-L6; Phase I - L4
  - Planting
  - Materiality
  - Furnishing & Place

# **Approved Public Realm Concept Plans**

# OVERALL SITE PLAN

PDA APPROVED PUBLIC REALM






HARBOR SQUARE PARK  
CHILDREN'S NATURAL PLAY AREA - VIEW NORTH





HARBOR SQUARE PARK  
CENTRAL GREEN - VIEW TOWARDS SEA GREEN





HARBOR SQUARE PARK  
CENTRAL GREEN - WINTER SKATING





HARBOR SQUARE PARK  
PLAY ROOM - VIEW NORTH





**Overall Schematic Design: Blocks L3-L6  
Incl. Phase I Schematic Design – L4**



# SEAPORT SQUARE MASTERPLAN

## L3-L6 PROJECT AREA



- Major Public Open Spaces**
- ① Seaport Common (F)
  - ② Harbor Square Park (L3-L6)
  - ③ Courthouse Square (B+C)
  - ④ Sea Green (Q)
  - ⑤ Summer Street Steps and Plaza (N+P)
  - ⑥ Block M Courtyard (M)
  - ⑦ Harbor Way (F+G)
  - ⑧ Old Sleeper Street (A)
  - ⑨ H-1 Plaza (H)
  - ⑩ Farnsworth St. Pedestrian Link (H+J)
  - ⑪ Harbor Way (L1+L2)

NOT TO SCALE 



# BLOCKS L3-L6

## PDA APPROVED PUBLIC REALM





# BLOCKS L3-L6 LAYOUT PLAN




-  PROPERTY LINE
-  EASEMENT LINE
-  PROPOSED BUILDING FOOTPRINT
-  PROPOSED BELOW GRADE GARAGE FOOTPRINT
-  SEAPORT SWING
-  BOULDER
-  STONE SEAT
-  TRASH RECEPTACLE & RECYCLING
-  MOVABLE CHAIRS
-  BENCH
-  BIKE RACKS
-  SELF-SERVICE BIKE REPAIR STAND
-  BOSTON HUBWAY STATION
-  SHADE TREES
-  EVERGREEN TREE
-  FLOWERING TREE
-  LAWN
-  PLANTING BED



**Planting**



# DECIDUOUS AND EVERGREEN TREE PALETTE HARBOR WAY CENTRAL GREEN





# DECIDUOUS AND FLOWERING TREE PALETTE

## HARBOR LANE



## AUTUMN LANE





# PERENNIAL PLANTING PALETTE

## CENTRAL GREEN





PERENNIAL PLANTING PALETTE  
HARBOR LANE





PERENNIAL PLANTING PALETTE  
AUTUMN LANE





HARBOR WAY ALLEE  
VIEW NORTHEAST





CENTRAL GREEN  
AERIAL VIEW TOWARDS L4





CENTRAL GREEN  
VIEW NORTH TOWARDS  
L3





HARBOR LANE  
VIEW WEST TOWARDS CENTRAL GREEN





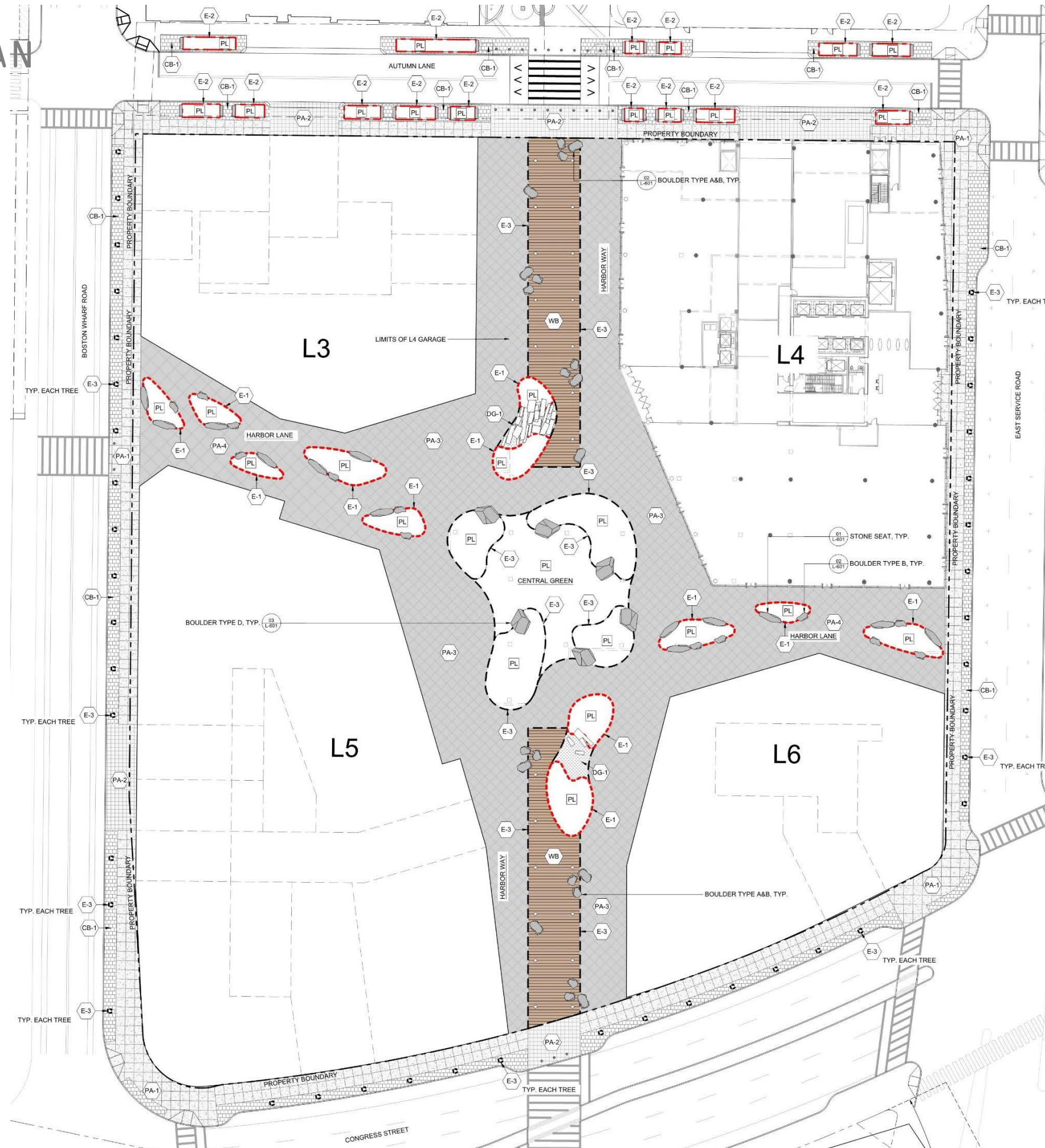


Materiality





# BLOCKS L3-L6 MATERIALS PLAN

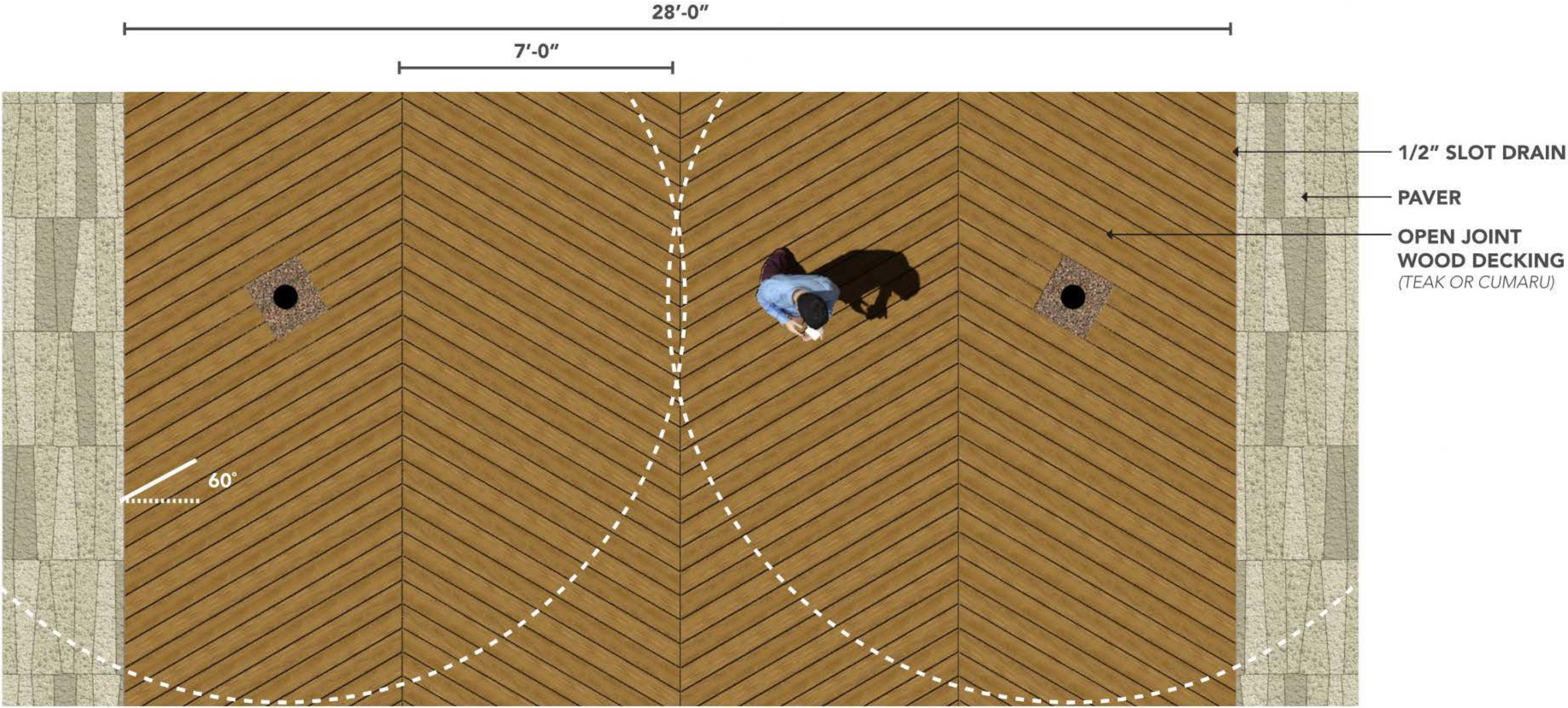


## LEGEND:

| SYMBOL | DESCRIPTION   | QTY       | DETAIL      |
|--------|---|-----------|-------------|
|        | C.I.P. CONC. TYPE 1 (PEDESTRIAN)  | 19,155 SF | 01/L-501.00 |
|        | C.I.P. CONC. TYPE 2 (VEHICULAR)   | 2,890 SF  | 02/L-501.00 |
|        | STONE PAVING TYPE 1 (VEHICULAR)   | 31,760 SF | 04/L-501.00 |
|        | STONE PAVING TYPE 2 (PEDESTRIAN)  | 10,580 SF | 05/L-501.00 |
|        | PERMEABLE COBBLE PAVING   | 9,710 SF  | 06/L-501.00 |
|        | DECOMPOSED GRANITE  | 785 SF    | 07/L-501.00 |
|        | WOOD BOARDWALK  | 8,052 SF  | 03/L-503.00 |
|        | 6" RAISED METAL EDGE (WEATHERED STEEL)  | 1,000 LF  | 08/L-502.00 |
|        | 18" RAISED METAL EDGE (WEATHERED STEEL)   | 785 LF    | 09/L-502.00 |
|        | FLUSH METAL EDGE  | 1,727 LF  | 07/L-502.00 |
|        | PLANTING  |           |             |
|        | STONE SEAT, TYP.<br>• WEIGHT: 7,200 LBS EA.<br>• (H) 2' X (L) 8'-10" X (W) 2'-3"                    | 13 EA.    | 01/L-601.00 |
|        | BOULDER TYPE A, TYP.<br>• APPROX. WEIGHT: 12,600 LBS EA.<br>• (H) 2'-3" X (L) 4'-6" X (W) 4'-6"     | 25 EA.    | 02/L-601.00 |
|        | BOULDER TYPE B, TYP.<br>• APPROX. WEIGHT: 12,600 LBS EA.<br>• (H) 3' X (L) 4'-6" X (W) 4'-6"        | 9 EA.     | 02/L-601.00 |
|        | BOULDER TYPE C, TYP.<br>• APPROX. WEIGHT: 240,000 LBS EA.<br>• (H) 8'-10" X (L) 8'-10" X (W) 8'-10" | 6 EA.     | 03/L-601.00 |




HARBOR SQUARE PARK  
HARBOR WAY WOOD BOARDWALK



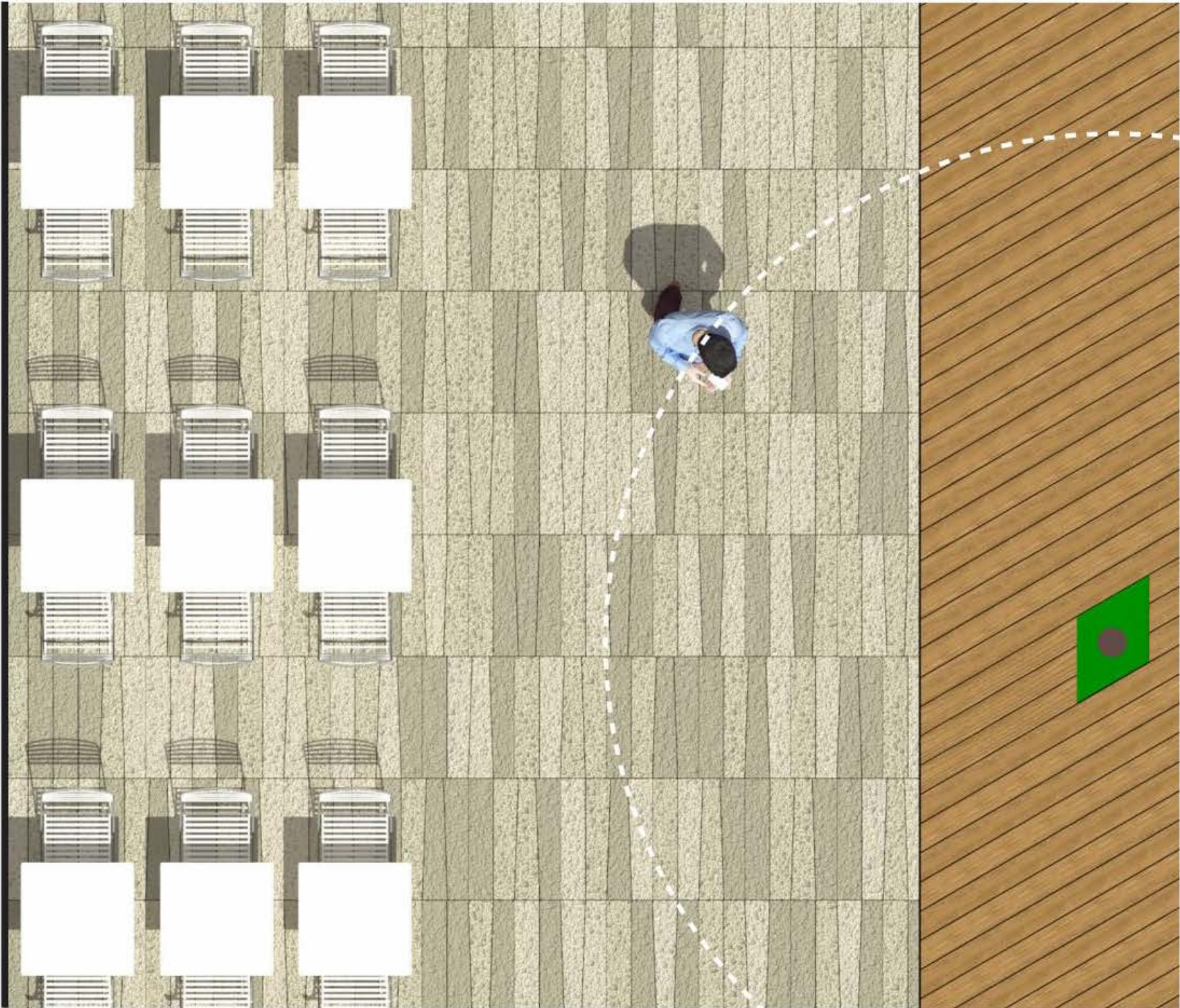


# HARBOR WAY POTENTIAL WOOD DECKING OPTIONS

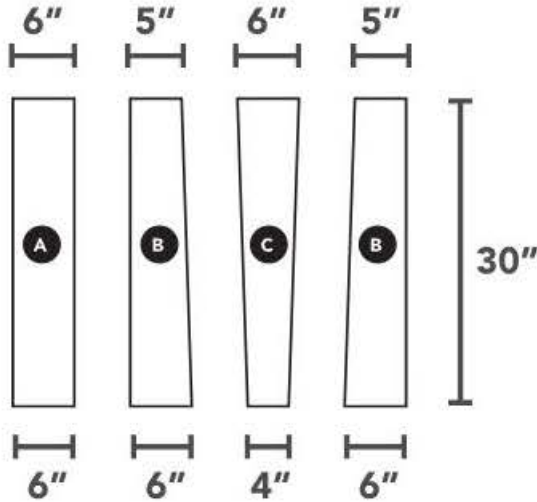





# HARBOR SQUARE PARK PAVING - TYP. AT HARBOR WAY



PAVING MODULES



PAVING PATTERN






HARBOR SQUARE PARK  
PAVING - TYP. AT HARBOR LANE



8'-10' STONE SEAT

4" TRENCH DRAIN



6" METAL EDGE



HARBOR SQUARE PARK  
WEATHERED STEEL EDGING

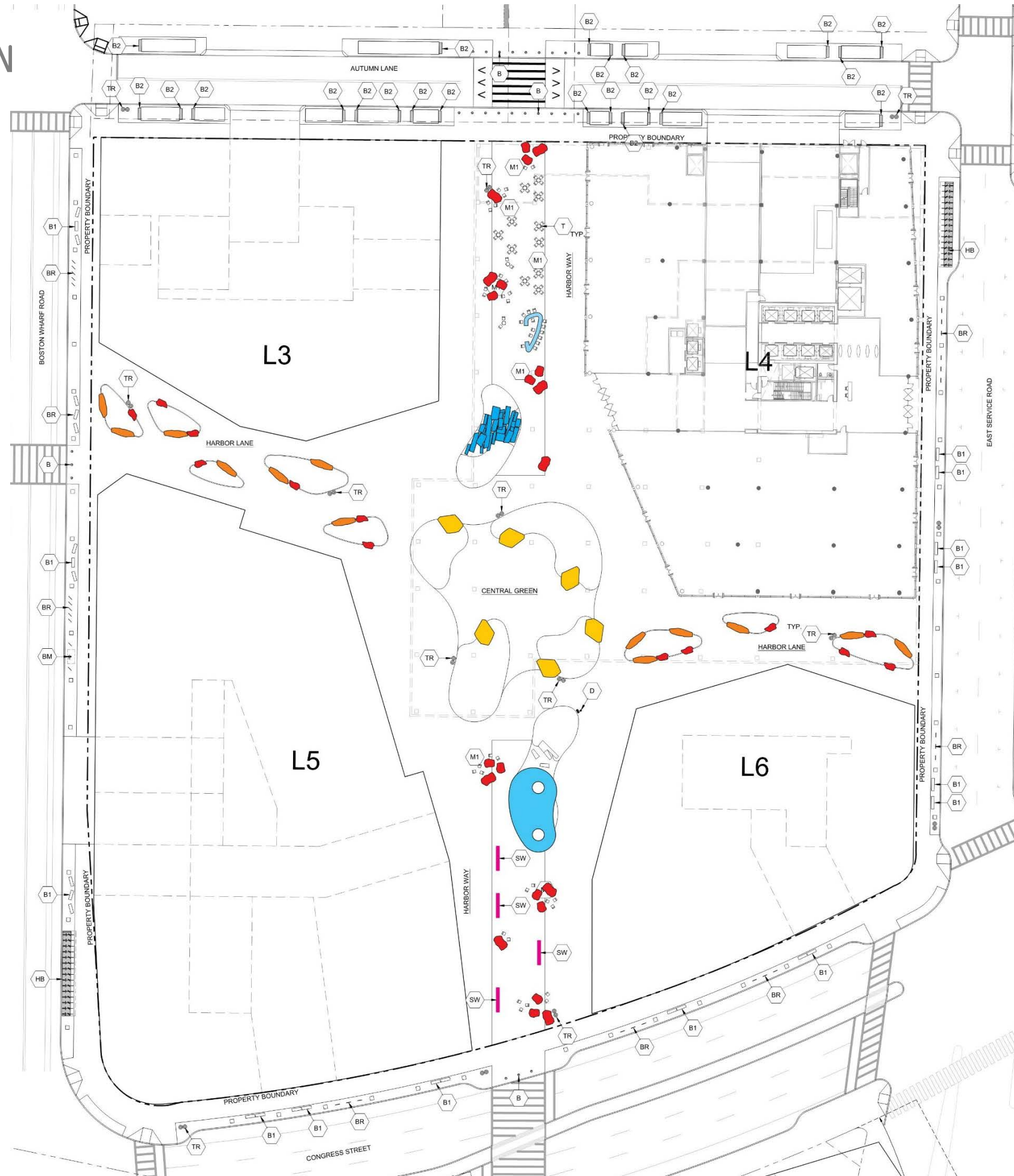











# Furnishing + Places



# BLOCKS L3-L6 FURNISHING PLAN



| SYMBOL  | QTY | DESCRIPTION                                   | DETAIL      |
|---|-----|---|-------------|
| B1  | 28  | BENCH TYPE 01                                 | 01/L-701.00 |
| B2  | 12  | BENCH TYPE 02                                 | 02/L-701.00 |
| M1  | 43  | MOVABLE CHAIRS                                | 05/L-701.00 |
|   | 22  | LOW MOVABLE ARM CHAIRS                        | 04/L-701.00 |
| M2  | 5   | BAR STOOL                                     | 06/L-701.00 |
| T   | 10  | MOVABLE TABLE                                 | 07/L-701.00 |
| BR  | 30  | BIKE RACKS                                    | 09/L-701.00 |
| HB  | 2   | BOSTON HUBWAY STATION                         | N/A         |
| TR  | 14  | TRASH RECEPTACLES                             | 03/L-701.00 |
|   | 14  | RECYCLING RECEPTACLES                         |             |
| B   | 26  | STONE BOLLARD<br>*ASSUMED 8 OPERABLE BOLLARDS | 08/L-701.00 |
| D   | 1   | DRINKING FOUNTAIN                             | 02/L-701.02 |
| BM  | 1   | BIKE MAINTENANCE STATION                      | 01/L-701.02 |
|    | 1   | CANOPY WALK PLAY AREA                         |             |
|    | 34  | BOULDER CLUSTER                               |             |
|   | 6   | CENTRAL GREEN BOULDER                         |             |
|  | 13  | STONE SEAT                                    |             |
|  | 1   | COMMUNITY TABLE                               |             |
|  | 1   | STONE STACKS PLAY AREA                        |             |
|  | 4   | SEAPORT SWING                                 |             |



# SITE FURNISHINGS STANDARD ELEMENTS



PRODUCT: **'SURPRISING' CHAIR COLLECTION**  
MANUFACTURER: **FERMOB**



PRODUCT: **'FGP' LITTER+RECYCLING BIN**  
MANUFACTURER: **LANDSCAPE FORMS**



PRODUCT: **'EZH20' DRINKING FOUNTAIN**  
MANUFACTURER: **ELKAY OUTDOOR**



PRODUCT: **'TRIO' BIKE RACK**  
MANUFACTURER: **FORMS+SURFACES**



PRODUCT: **'BISTRO' TABLE**  
MANUFACTURER: **FERMOB**



PRODUCT: **'FIXIT' BIKE REPAIR STAND**  
MANUFACTURER: **DERO**



PRODUCT: **'NEOLIVIANO' BENCH**  
MANUFACTURER: **LANDSCAPE FORMS**



PRODUCT: **GRANITE BOLLARD**  
MANUFACTURER: **LACROIX GRANITE**



# FURNISHING & PLACES CUSTOM ELEMENTS



**STONE SEAT**



**BOULDER CLUSTER**  
(INFORMAL SEATING ELEMENT)



**SEAPORT SWINGS**

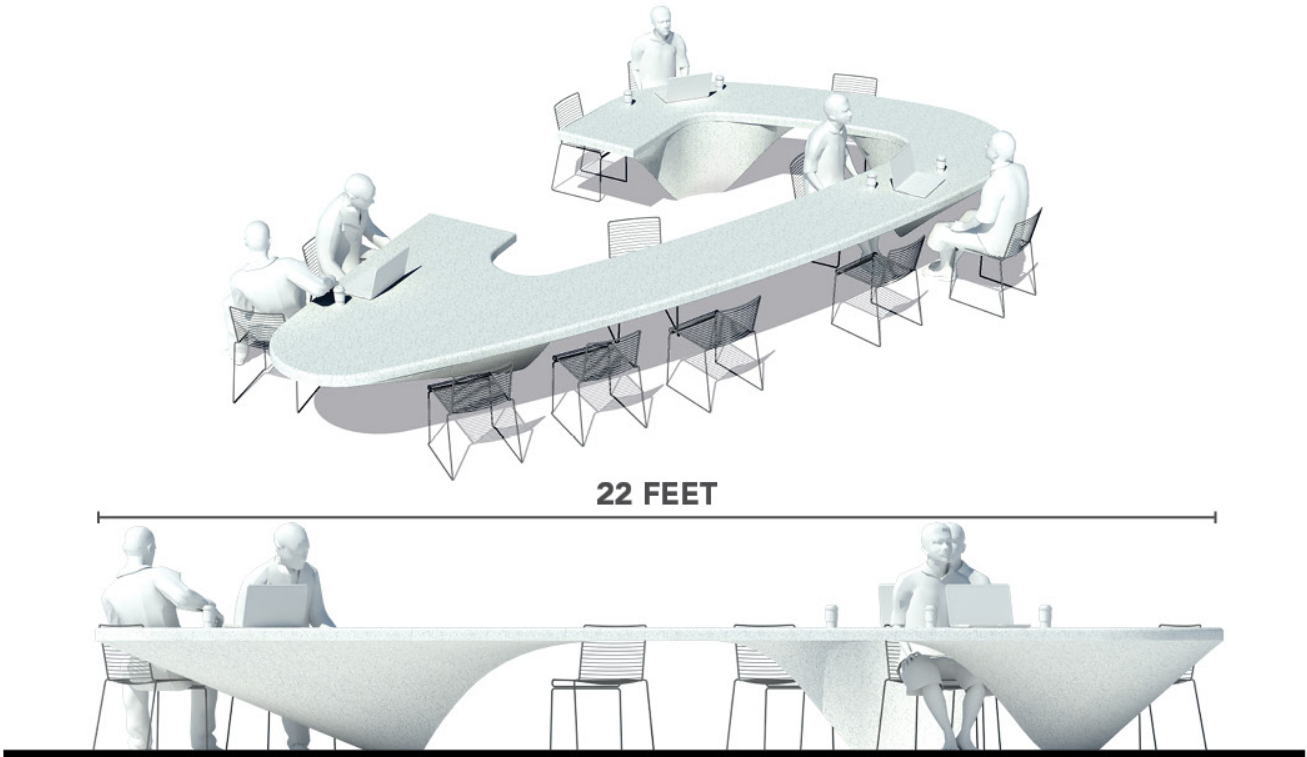


**'FLOATING' WOOD SEAT**



# FURNISHING & PLACES

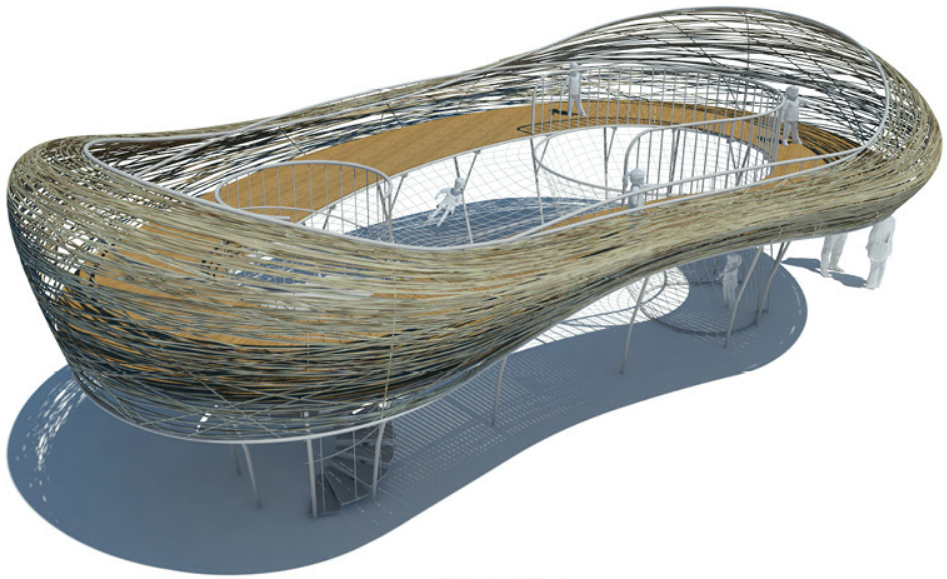
## CUSTOM FEATURES




**COMMUNITY TABLE**



**STONE STACKS PLAY AREA**



**CANOPY WALK PLAY AREA**





THE SWING ROOM  
VIEW NORTH TOWARDS L5





AUTUMN LANE  
VIEW TOWARDS 101 SEAPORT





THE BOARDWALK CAFÉ  
VIEW NORTH FROM L4





STONE STACKS PLAY FEATURE  
VIEW TOWARDS L4





CANOPY WALK  
VIEW SOUTH TOWARDS LG





CANOPY WALK PLAY FEATURE  
VIEW SOUTH L5







THANK YOU